

US00D595369S

(12) **United States Design Patent**
Yearick

(10) **Patent No.:** **US D595,369 S**
(45) **Date of Patent:** **** Jun. 30, 2009**

(54) **CATCH AND PITCH GAME RACKET**

Primary Examiner—Mitchell I Siegel
(74) *Attorney, Agent, or Firm*—McNair Law Firm, P.A.

(76) **Inventor:** **David Yearick**, 8 King Elder Way,
Taylors, SC (US) 29686

(57) **CLAIM**

(**) **Term:** **14 Years**

The ornamental design for a catch & pitch game racket, as shown and described.

(21) **Appl. No.:** **29/310,766**

(22) **Filed:** **Sep. 9, 2008**

DESCRIPTION

(51) **LOC (9) Cl.** **21-02**

FIG. 1 is a perspective view of my new design;

(52) **U.S. Cl.** **D21/729; D21/724**

FIG. 2 is a top view of my new design;

(58) **Field of Classification Search** D21/729–732,
D21/724; 473/505–515, 524–530

FIG. 3 is a side view of my new design as seen from the left of FIG. 2;

See application file for complete search history.

FIG. 4 is a side view of my new design as seen from the right of FIG. 2;

(56) **References Cited**

U.S. PATENT DOCUMENTS

FIG. 5 is a top view of my new design; and,

D164,883 S * 10/1951 Schmid D21/731

FIG. 6 is a bottom view of my new design.

D252,888 S * 9/1979 Jones D21/731

The broken line showing in FIGS. 1 and 2 of the catch & pitch game racket is included for the purpose of illustrating the location of a net and forms no part of the claimed design.

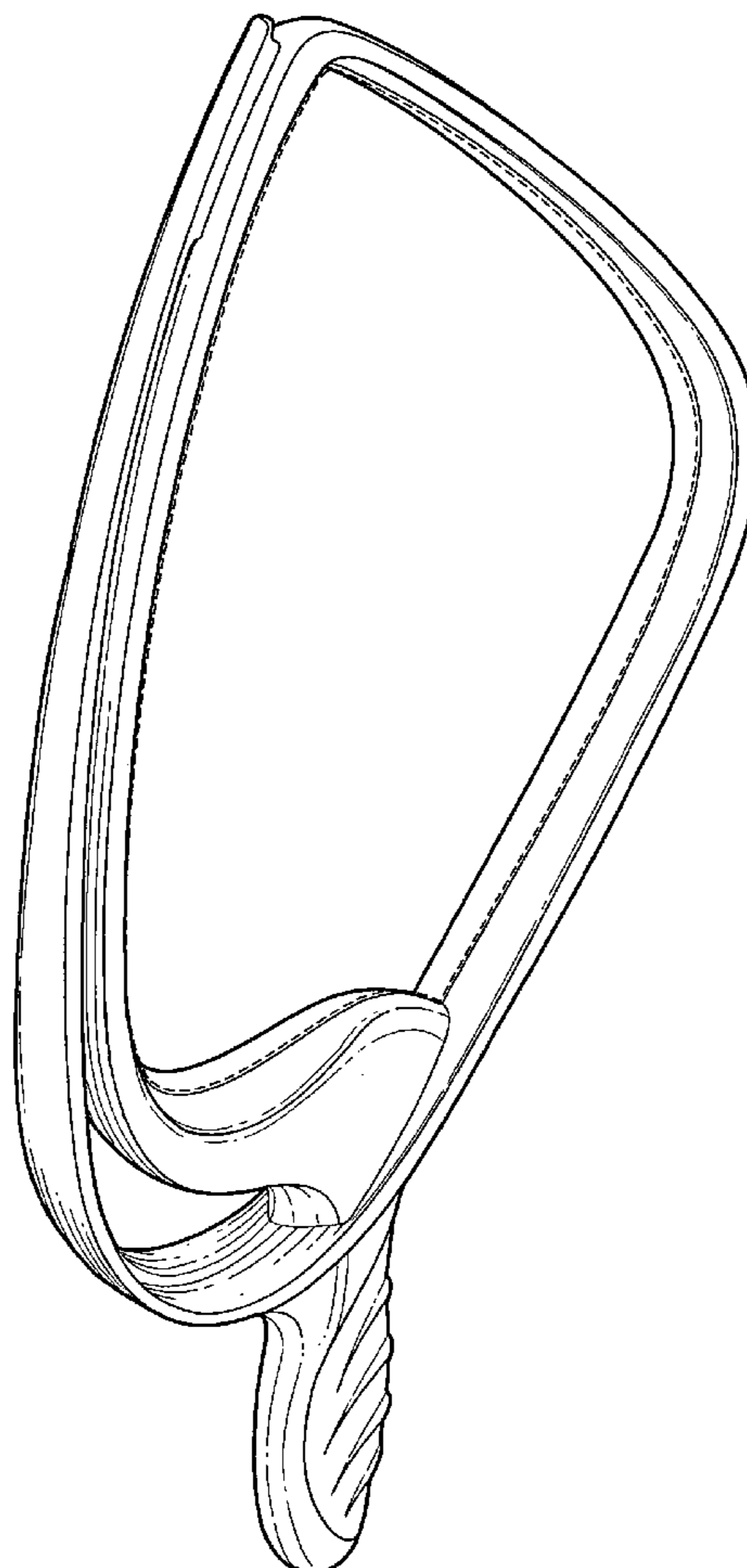
D255,137 S * 5/1980 Bowen D21/732

D359,328 S * 6/1995 Nida D21/732

D364,432 S * 11/1995 Cudlip D21/729

* cited by examiner

1 Claim, 4 Drawing Sheets



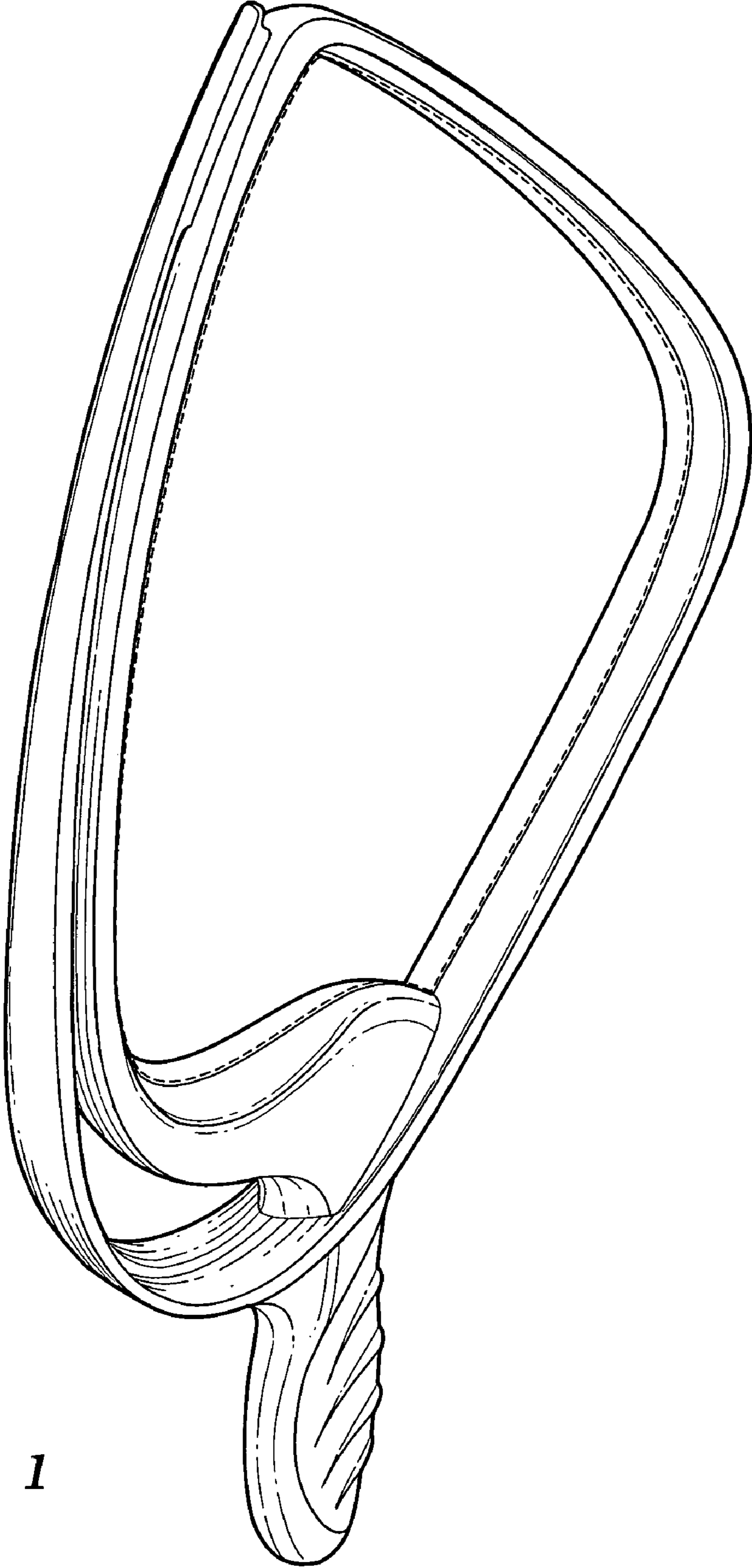


Fig. 1

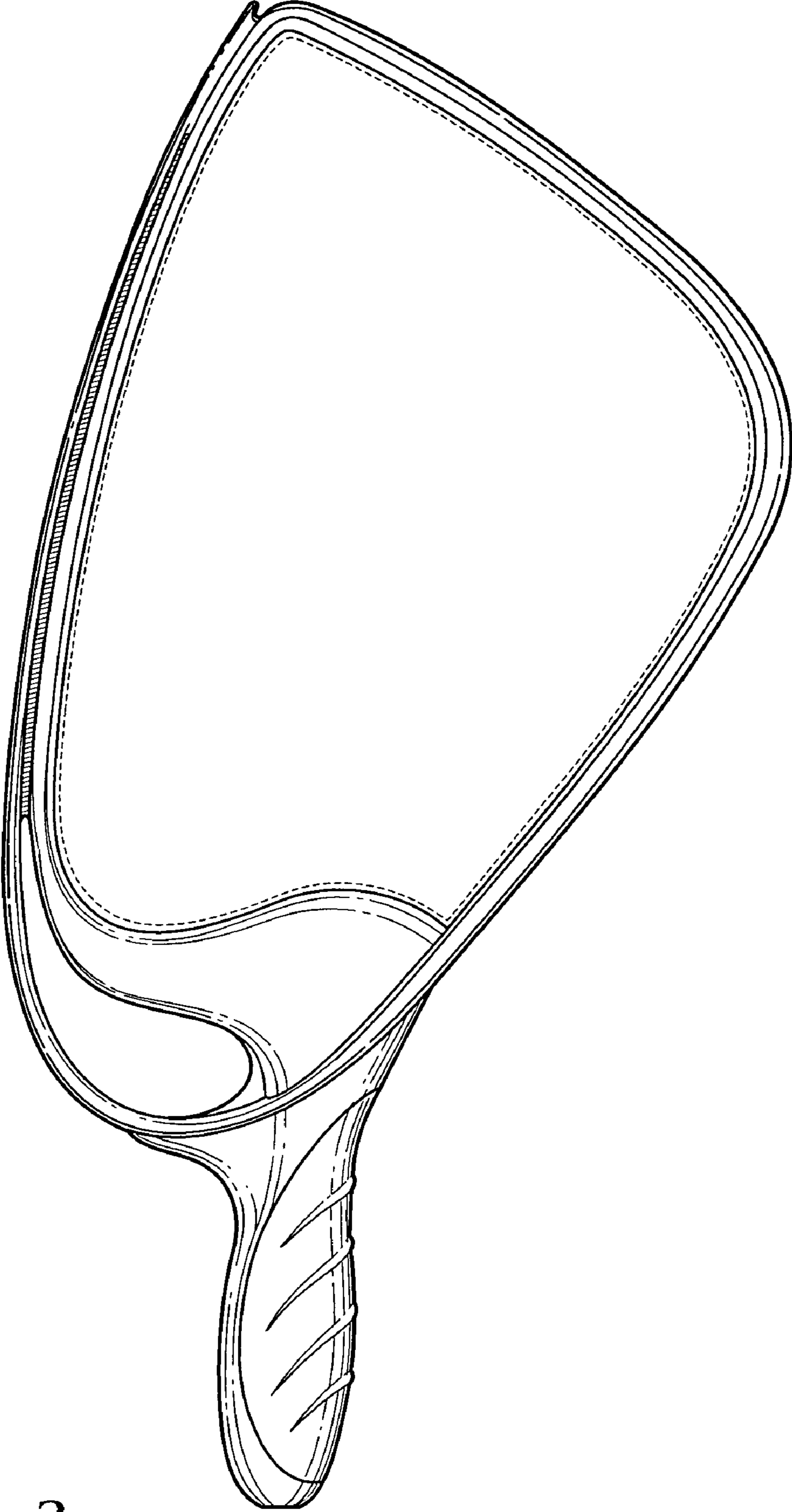


Fig. 2




Fig. 3



Fig. 4




Fig. 5




Fig. 6