



US00D595366S

(12) **United States Design Patent**  
**Katzke**

(10) **Patent No.:** **US D595,366 S**  
(45) **Date of Patent:** **\*\* Jun. 30, 2009**

(54) **NOVELTY SOCCER BALL**

(75) **Inventor:** **Steven B. Katzke**, San Diego, CA (US)

(73) **Assignee:** **Broadscope International, Inc.**, San Diego, CA (US)

(\*\*) **Term:** **14 Years**

(21) **Appl. No.:** **29/328,967**

(22) **Filed:** **Dec. 4, 2008**

(51) **LOC (9) Cl.** ..... **21-02**

(52) **U.S. Cl.** ..... **D21/713**

(58) **Field of Classification Search** ..... D21/707-714;  
473/569-614; 40/327; 434/247, 251  
See application file for complete search history.

(56) **References Cited**

**U.S. PATENT DOCUMENTS**

2,006,230	A *	6/1935	Dobbins	.....	473/595
D199,535	S	11/1964	Doss		
D232,957	S	9/1974	Kahelin		
D234,213	S *	1/1975	Anderson	.....	D21/713
D263,491	S	3/1982	Surridge		
D290,632	S	6/1987	Dehnert et al.		
5,145,473	A *	9/1992	Henry	.....	482/49
D370,705	S *	6/1996	Cullen, III	.....	D21/709
D405,486	S	2/1999	Chan		
D421,035	S	2/2000	Shirley et al.		
6,190,273	B1	2/2001	Maxey et al.		
D440,614	S	4/2001	Audero		
D452,286	S	12/2001	Amason		
D473,275	S *	4/2003	Gundra	.....	D21/713
6,638,189	B2 *	10/2003	Chang	.....	473/605

D510,113	S	9/2005	Kelly		
D511,551	S *	11/2005	Llewellyn	.....	D21/713
D531,240	S *	10/2006	Geisendorfer	.....	D21/713
D571,419	S	6/2008	Katzke		
D583,427	S *	12/2008	Saghir	.....	D21/713
2003/0198924	A1 *	10/2003	Eite	.....	434/251
2005/0170920	A1 *	8/2005	Boyer et al.	.....	473/570
2006/0079355	A1 *	4/2006	May et al.	.....	473/594

**FOREIGN PATENT DOCUMENTS**

EM	000481213	*	5/2006
EM	000950399-0001	*	7/2008
GB	3021829	*	8/2005

\* cited by examiner

*Primary Examiner*—Catherine Tuttle

(74) *Attorney, Agent, or Firm*—Stetina Brunda Garred & Brucker

(57) **CLAIM**

The ornamental design for a novelty soccer ball, as shown and described.

**DESCRIPTION**

FIG. 1 is a top view of the novelty soccer ball showing my new design;

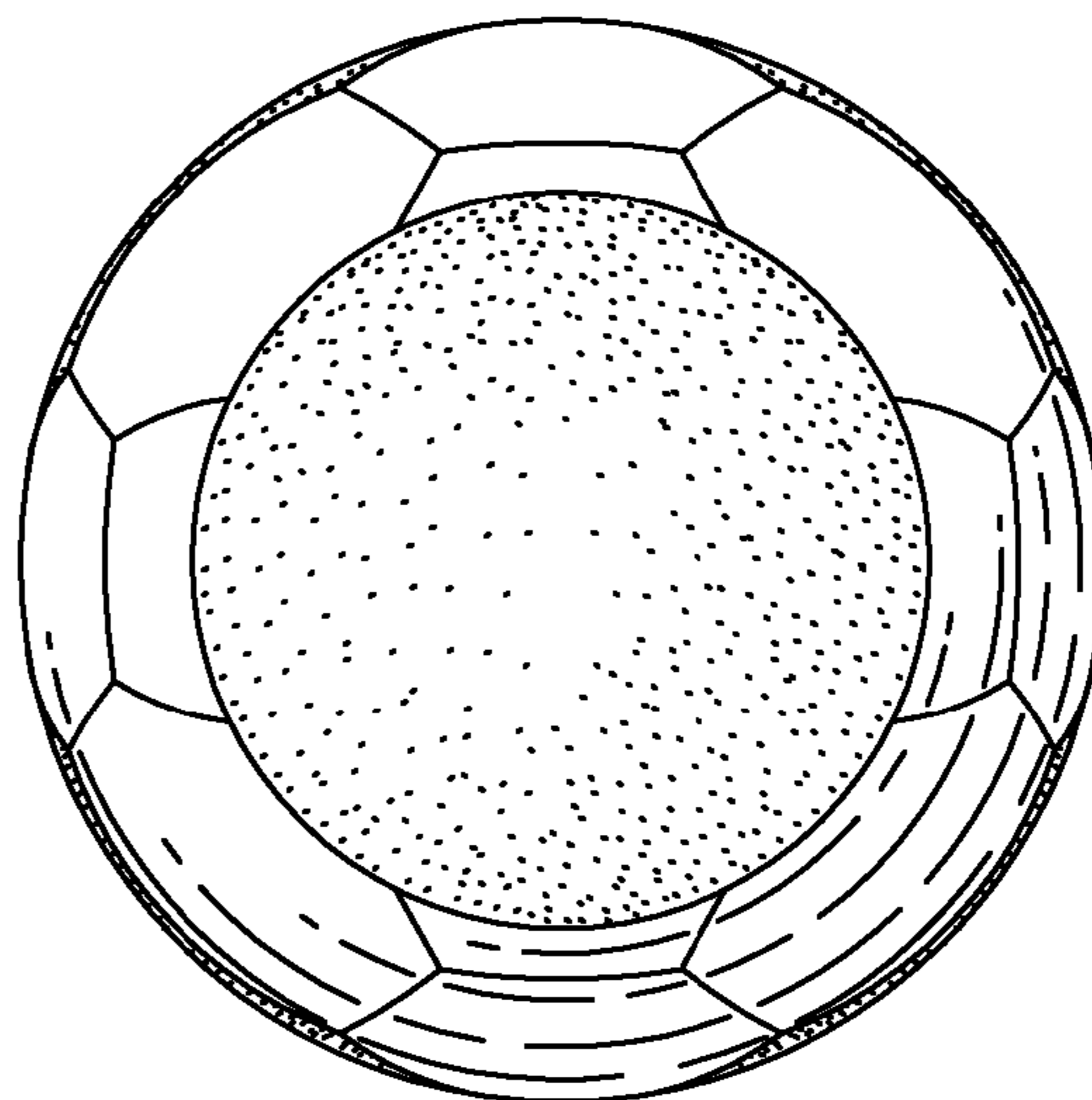
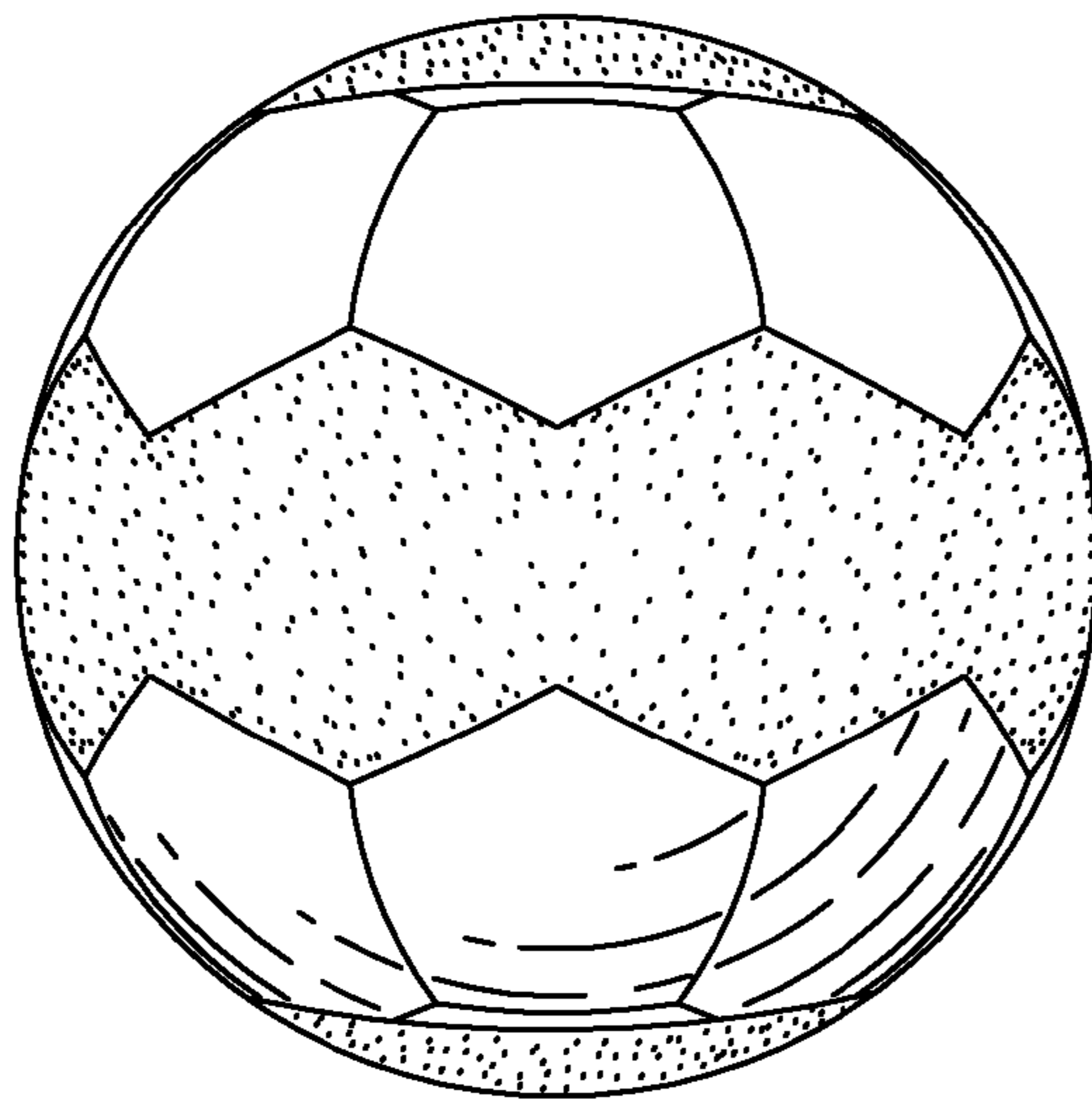
FIG. 2 is a front view thereof;

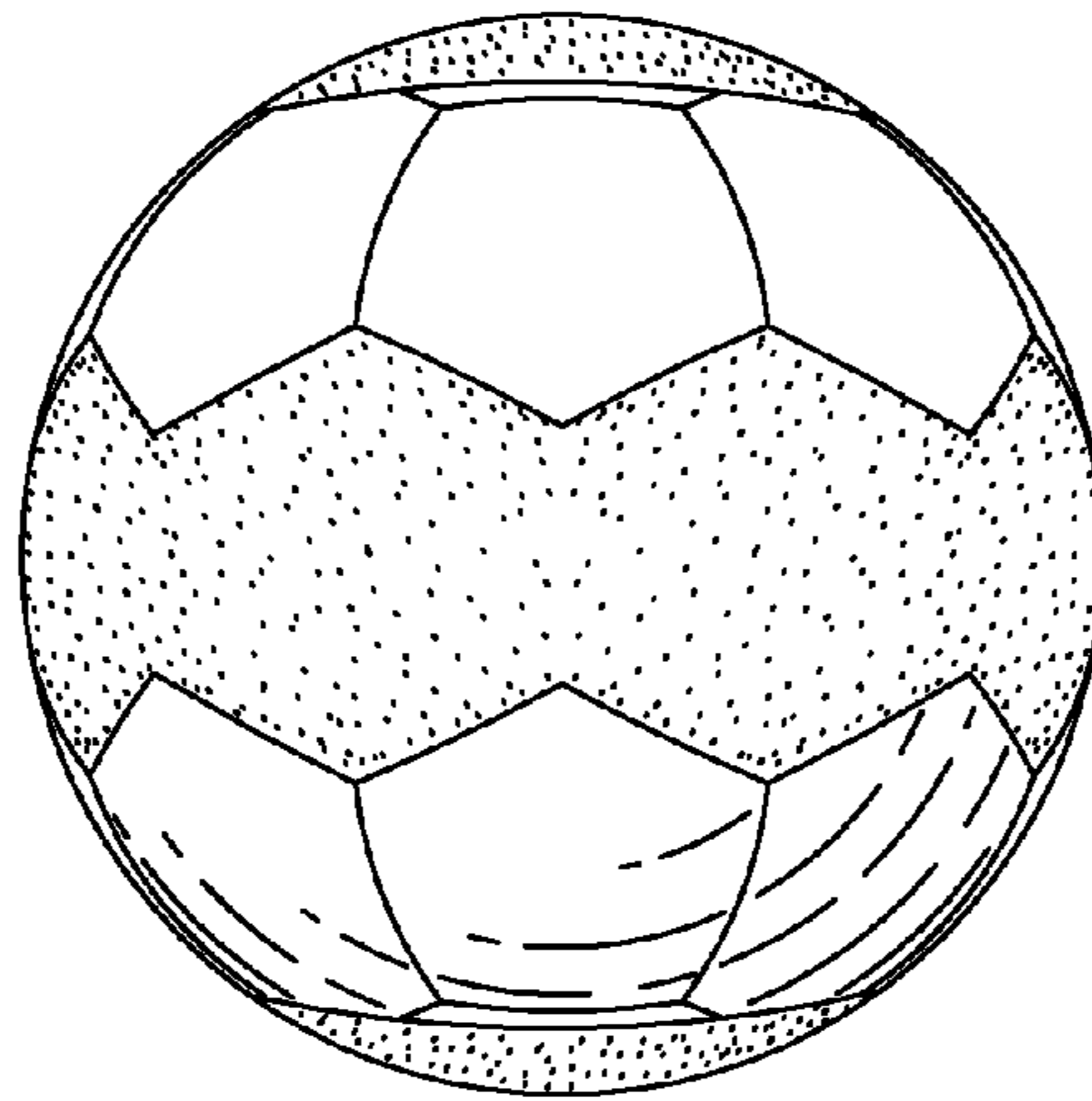
FIG. 3 is a side view thereof, the opposite side being a mirror image thereof;

FIG. 4 is a bottom view thereof; and,

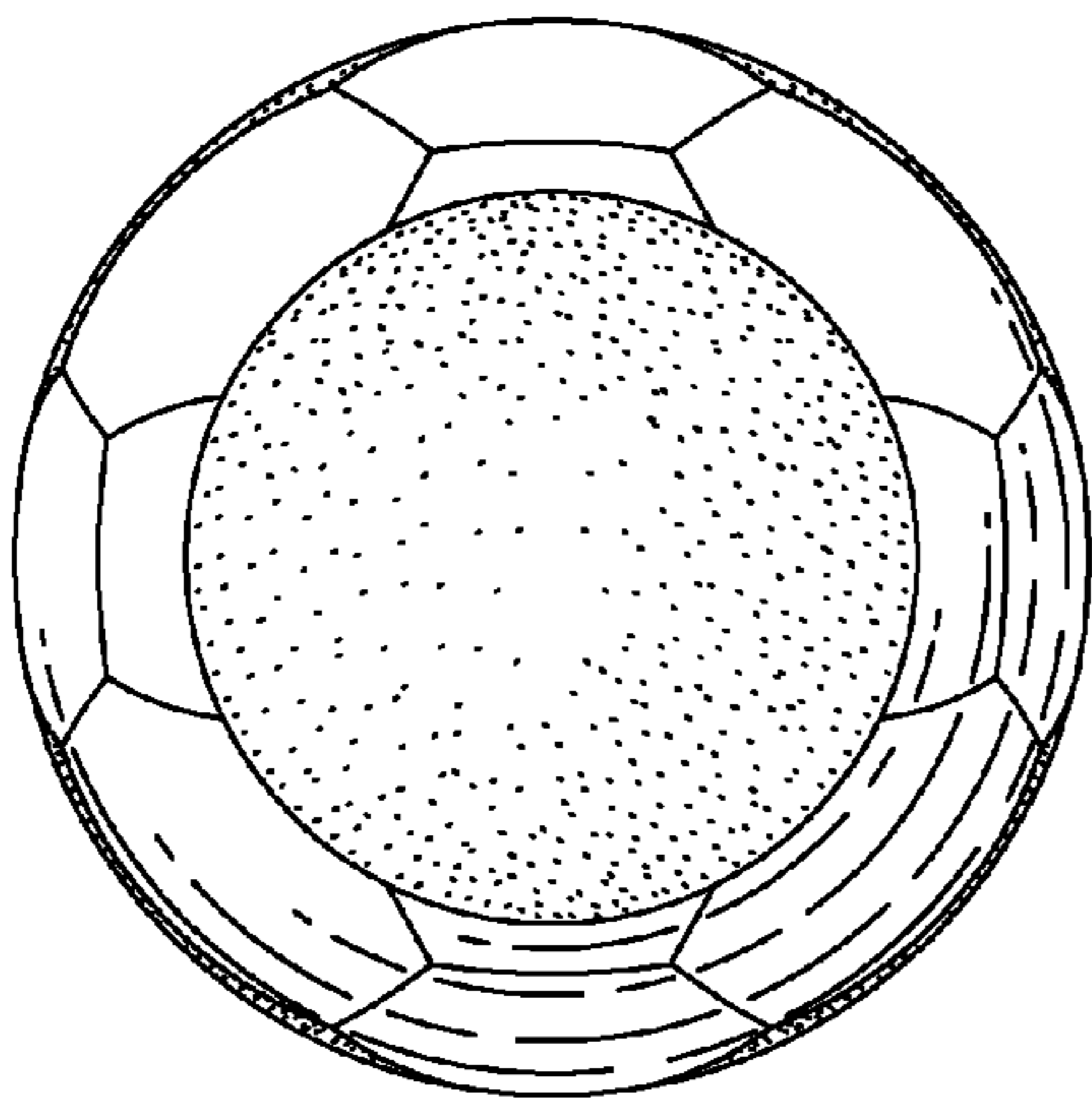
FIG. 5 is a rear view thereof.

**1 Claim, 1 Drawing Sheet**

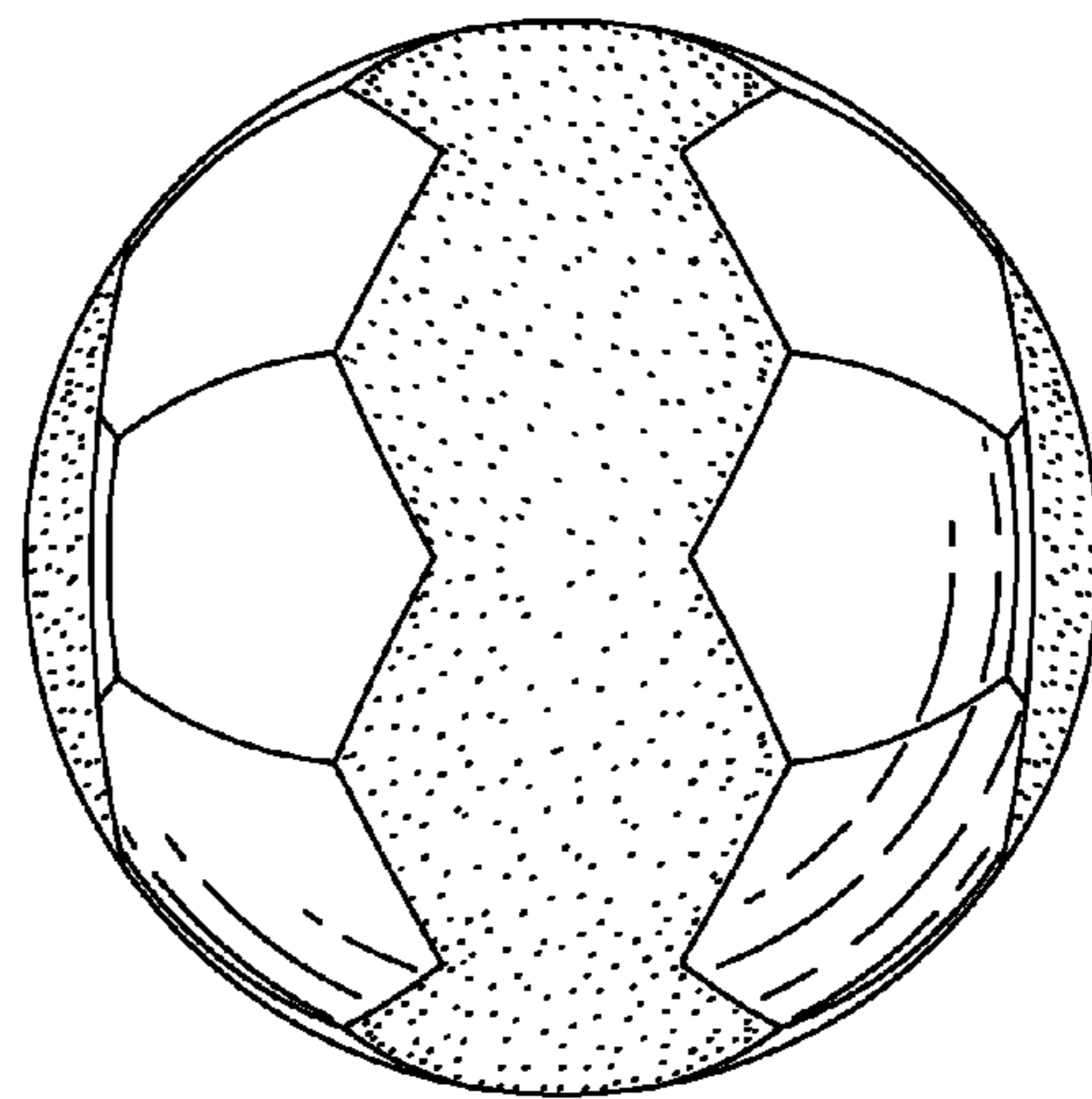




*Fig. 1*



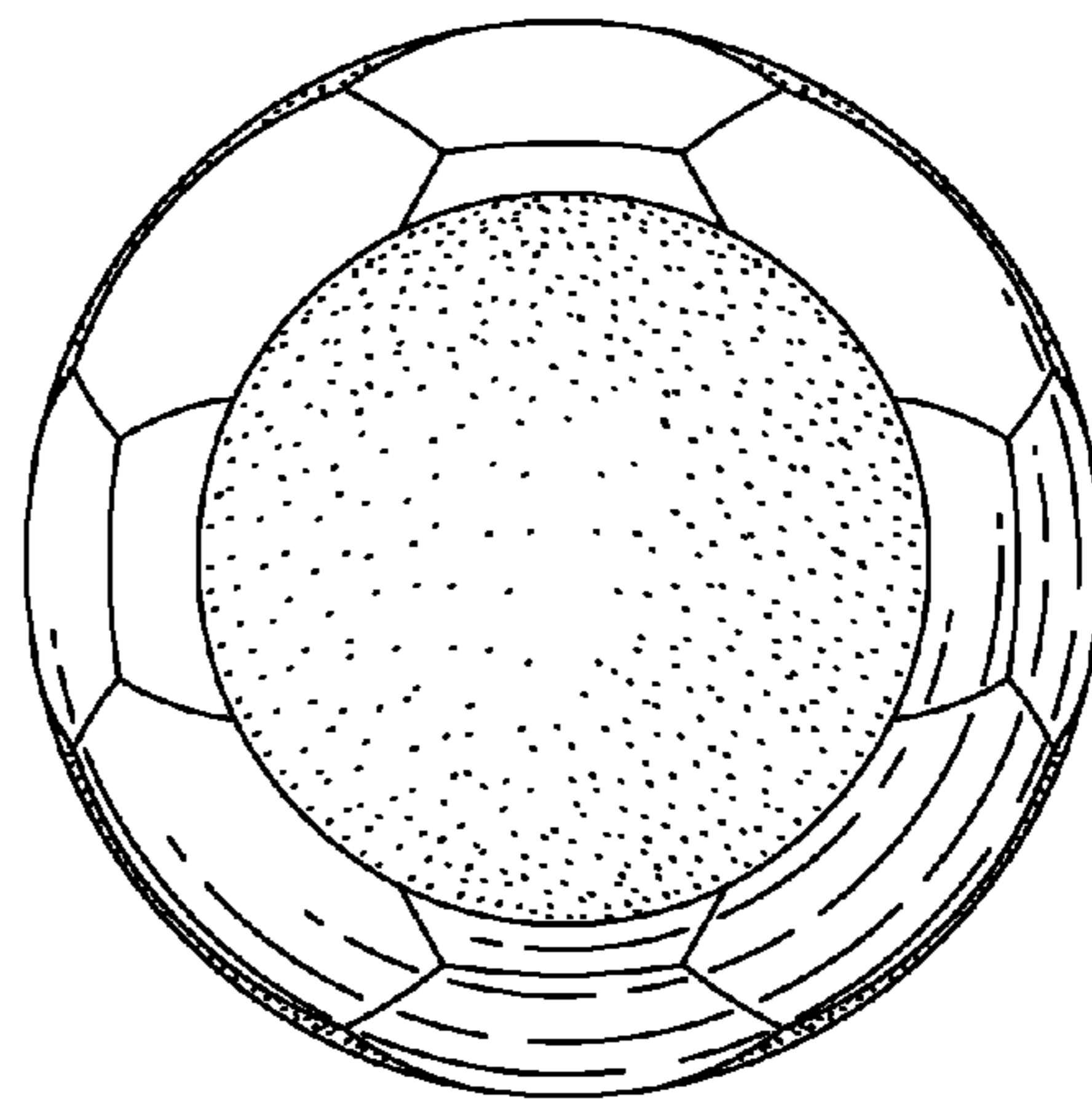
*Fig. 2*



*Fig. 3*



*Fig. 4*



*Fig. 5*