



US00D595356S

(12) **United States Design Patent**  
**Mori**

(10) **Patent No.:** **US D595,356 S**  
(45) **Date of Patent:** **\*\* Jun. 30, 2009**

(54) **WRITING INSTRUMENT**

D568,402 S 5/2008 Mori

(75) Inventor: **Paola Mori**, Baldissero Torinese (IT)

FOREIGN PATENT DOCUMENTS

(73) Assignee: **Erga S.R.L.** (IT)

WO DM/062544 \* 8/2002

(\*\*) Term: **14 Years**

\* cited by examiner

(21) Appl. No.: **29/306,609**

*Primary Examiner*—Elizabeth A Albert

(22) Filed: **Apr. 11, 2008**

(74) *Attorney, Agent, or Firm*—Hayes Soloway P.C.

(30) **Foreign Application Priority Data**

(57) **CLAIM**

Oct. 29, 2007 (EM) ..... 816 897

The ornamental design for a writing instrument, as shown and described.

(51) **LOC (9) Cl.** ..... **19-06**

**DESCRIPTION**

(52) **U.S. Cl.** ..... **D19/51**

Fig. 1 is a front elevational view of a writing instrument showing my design;

(58) **Field of Classification Search** ..... D19/35,

FIG. 2 is a right side elevational view thereof;

D19/36, 41–51, 53–57; 24/11 R, 11 F, 11 P;

FIG. 3 is a rear elevational view thereof;

401/52, 99, 100, 104–109, 192, 195, 196

FIG. 4 is a left side elevational view thereof;

See application file for complete search history.

FIG. 5 is a top end view thereof;

(56) **References Cited**

FIG. 6 is a bottom end view thereof;

U.S. PATENT DOCUMENTS

FIG. 7 is a perspective view thereof;

D402,695 S \* 12/1998 Izushima ..... D19/51

FIG. 8 is a front elevational view of an alternative embodiment of a writing instrument showing my design;

D413,145 S \* 8/1999 Brescia et al. .... D19/51

FIG. 9 is a right side elevational view thereof;

D457,186 S \* 5/2002 Moon ..... D19/43

FIG. 10 is a rear elevational view thereof;

D476,685 S \* 7/2003 Metaxatos et al. .... D19/51

FIG. 11 is a left side elevational view thereof;

D484,540 S \* 12/2003 Bodino ..... D19/57

FIG. 12 is a top end view thereof;

D489,085 S \* 4/2004 Willat et al. .... D19/36

FIG. 13 is a bottom end view thereof; and,

D503,742 S 4/2005 Mori

FIG. 14 is a perspective view thereof.

D506,499 S \* 6/2005 Qiu ..... D19/36

D542,348 S 5/2007 Mori


D547,803 S 7/2007 Mori

D562,382 S \* 2/2008 Qiu ..... D19/35

D566,180 S 4/2008 Mori

7,350,996 B2 \* 4/2008 Bielecki et al. .... 401/108

**1 Claim, 6 Drawing Sheets**



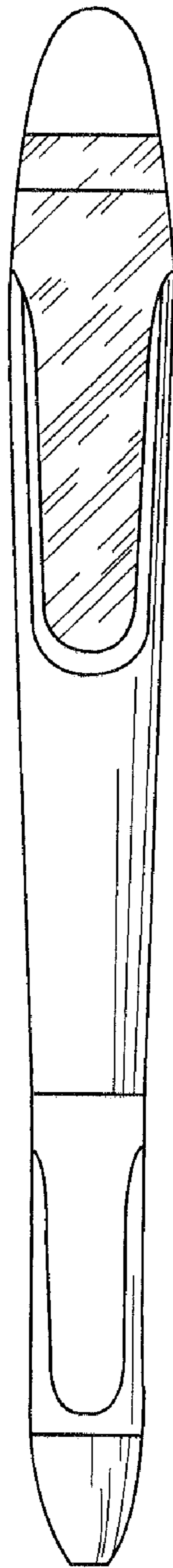


Fig. 1

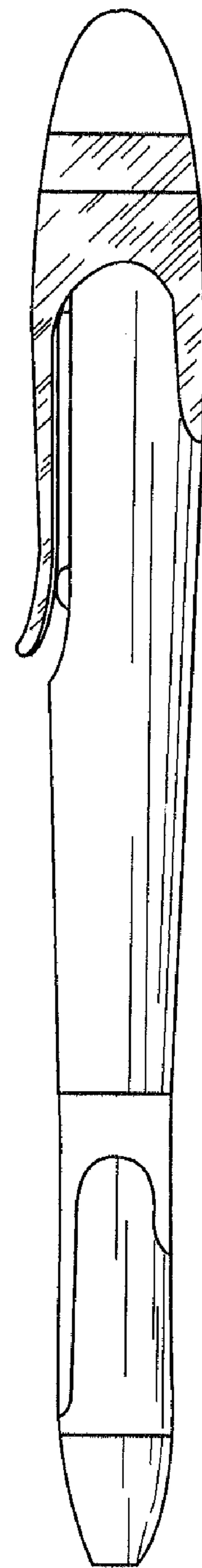


Fig. 2

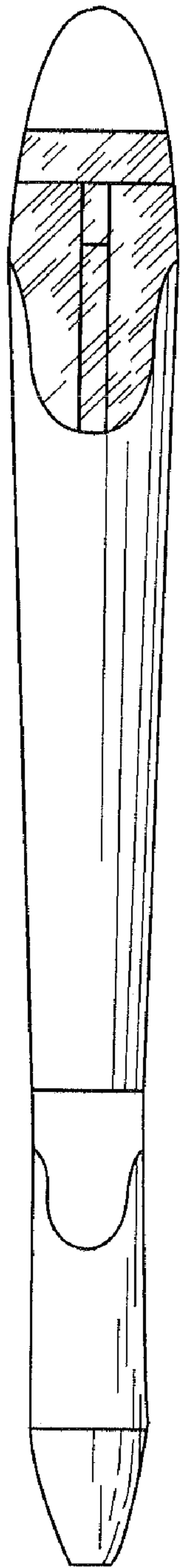


Fig. 3

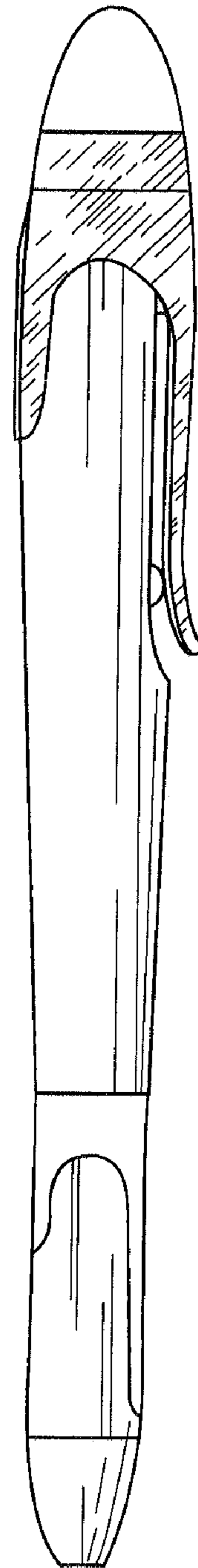


Fig. 4

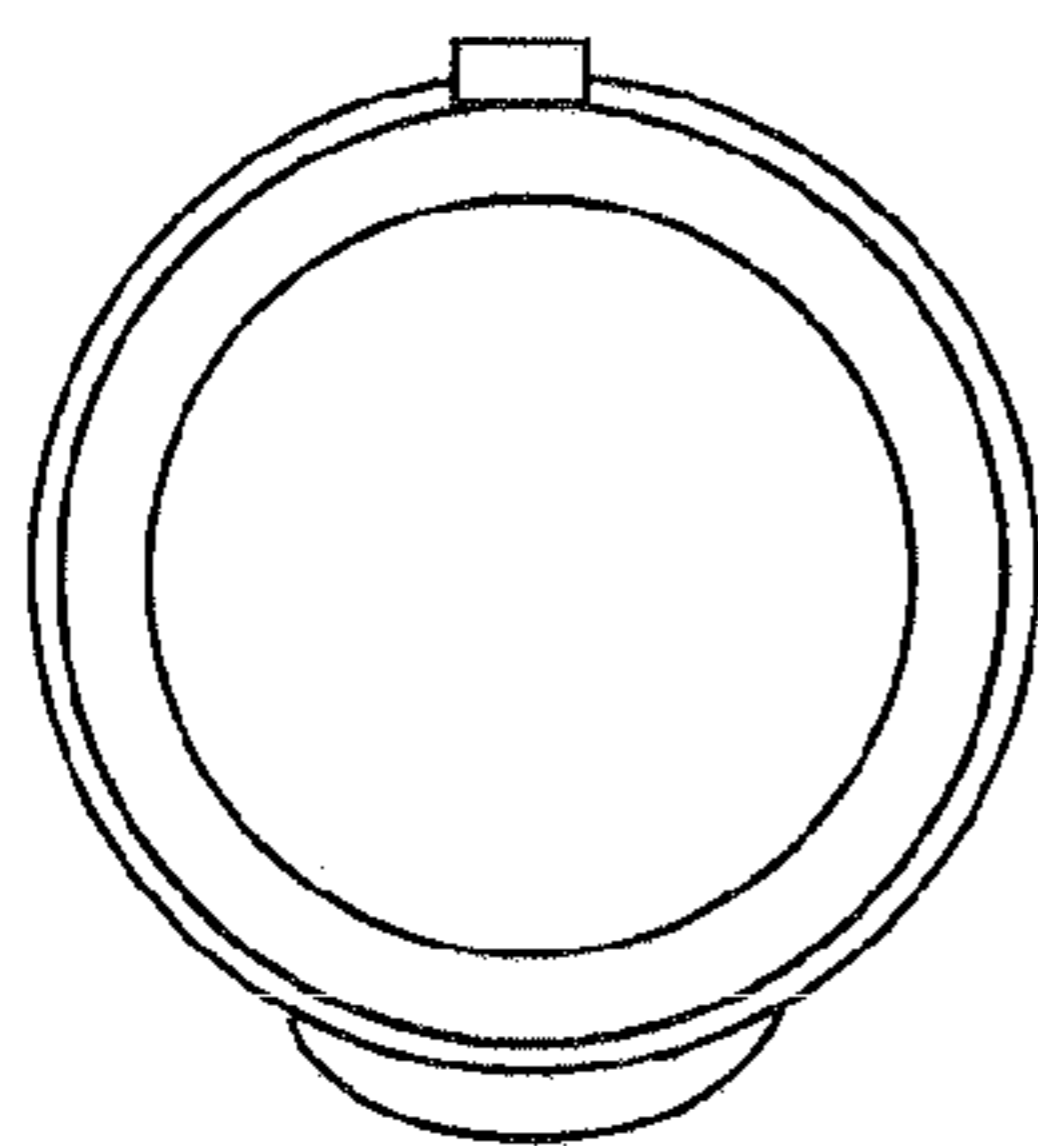


Fig. 5

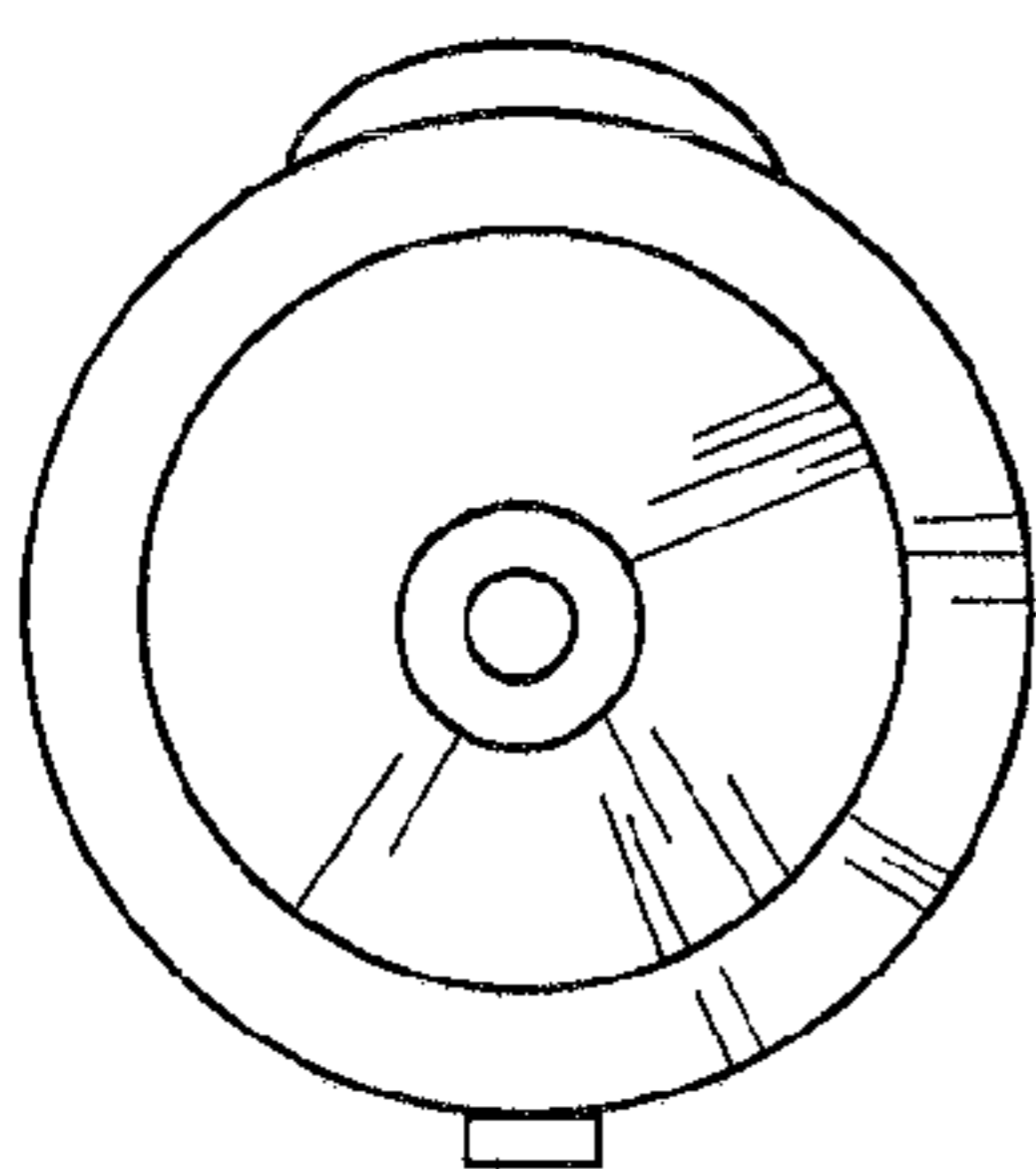


Fig. 6

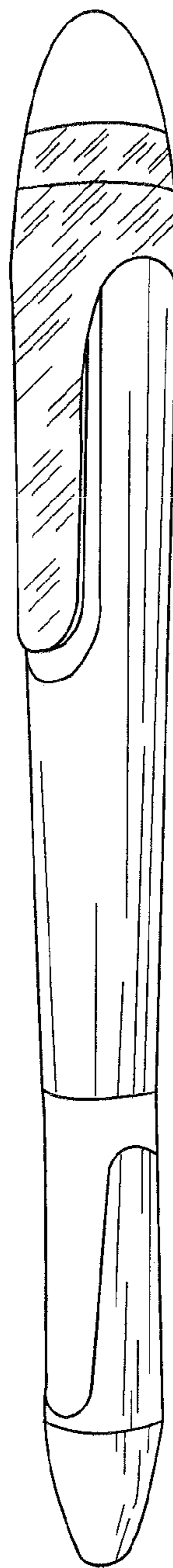


Fig. 7

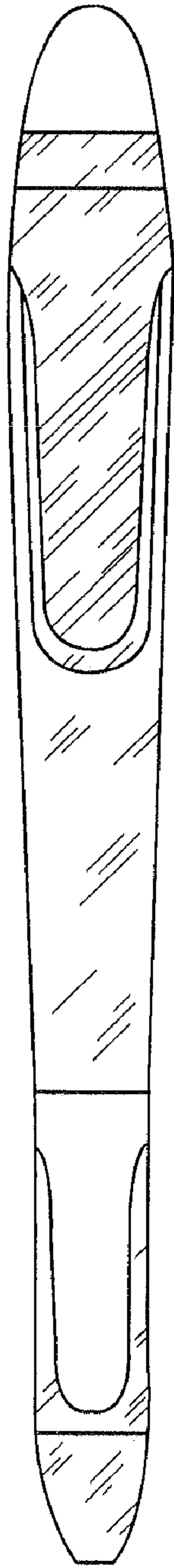


Fig. 8

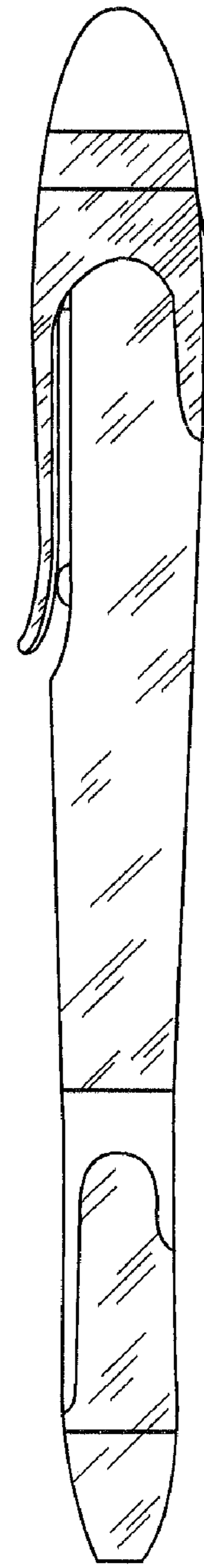


Fig. 9

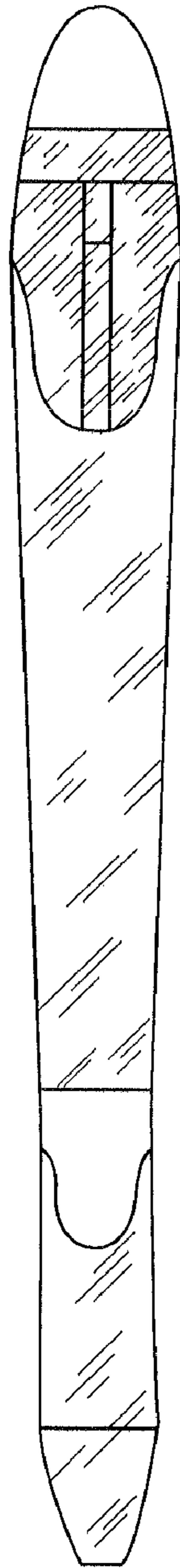


Fig. 10

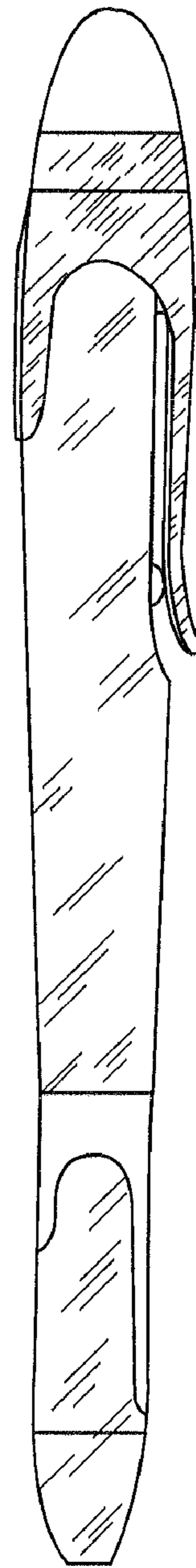


Fig. 11

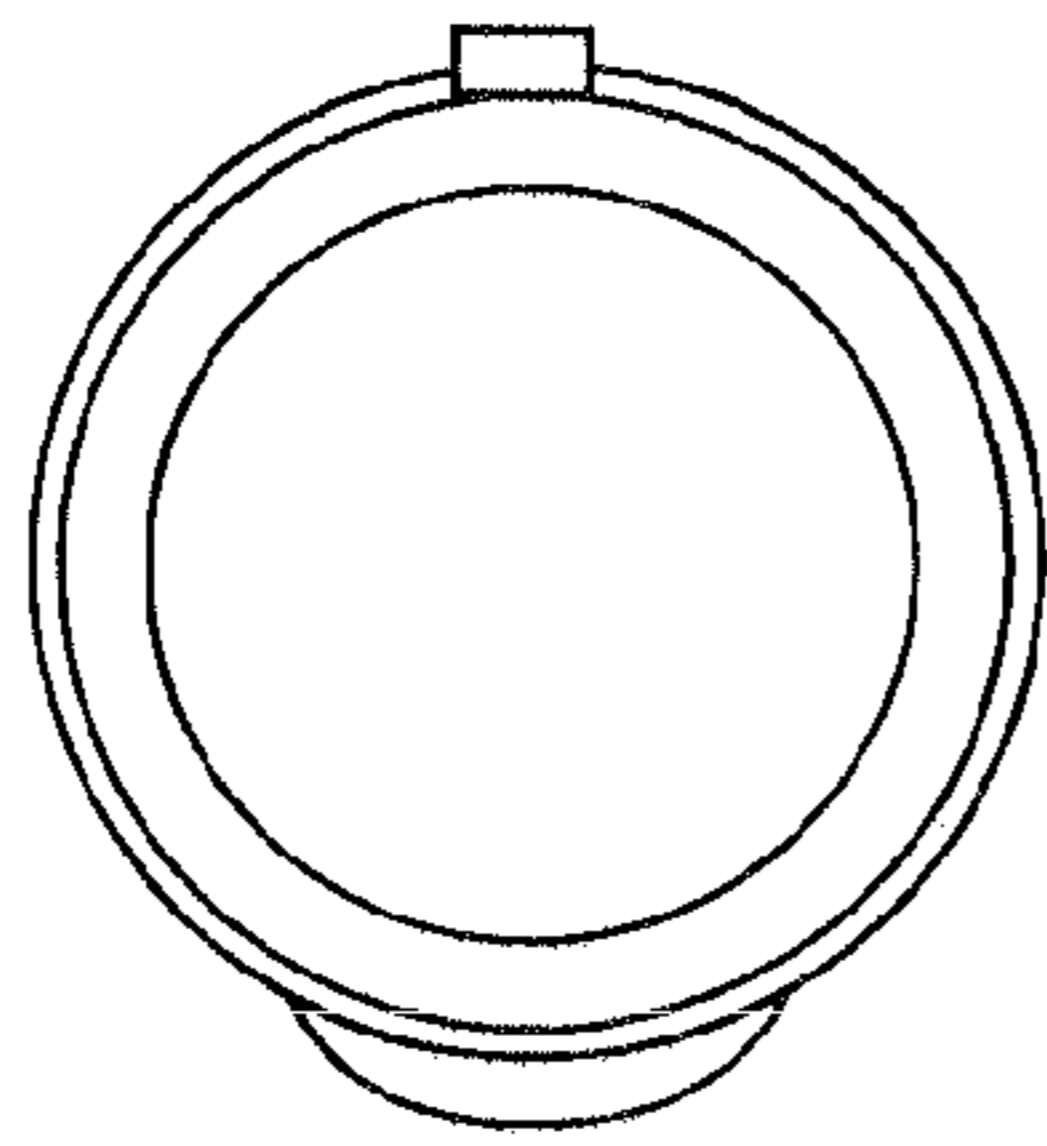


Fig. 12

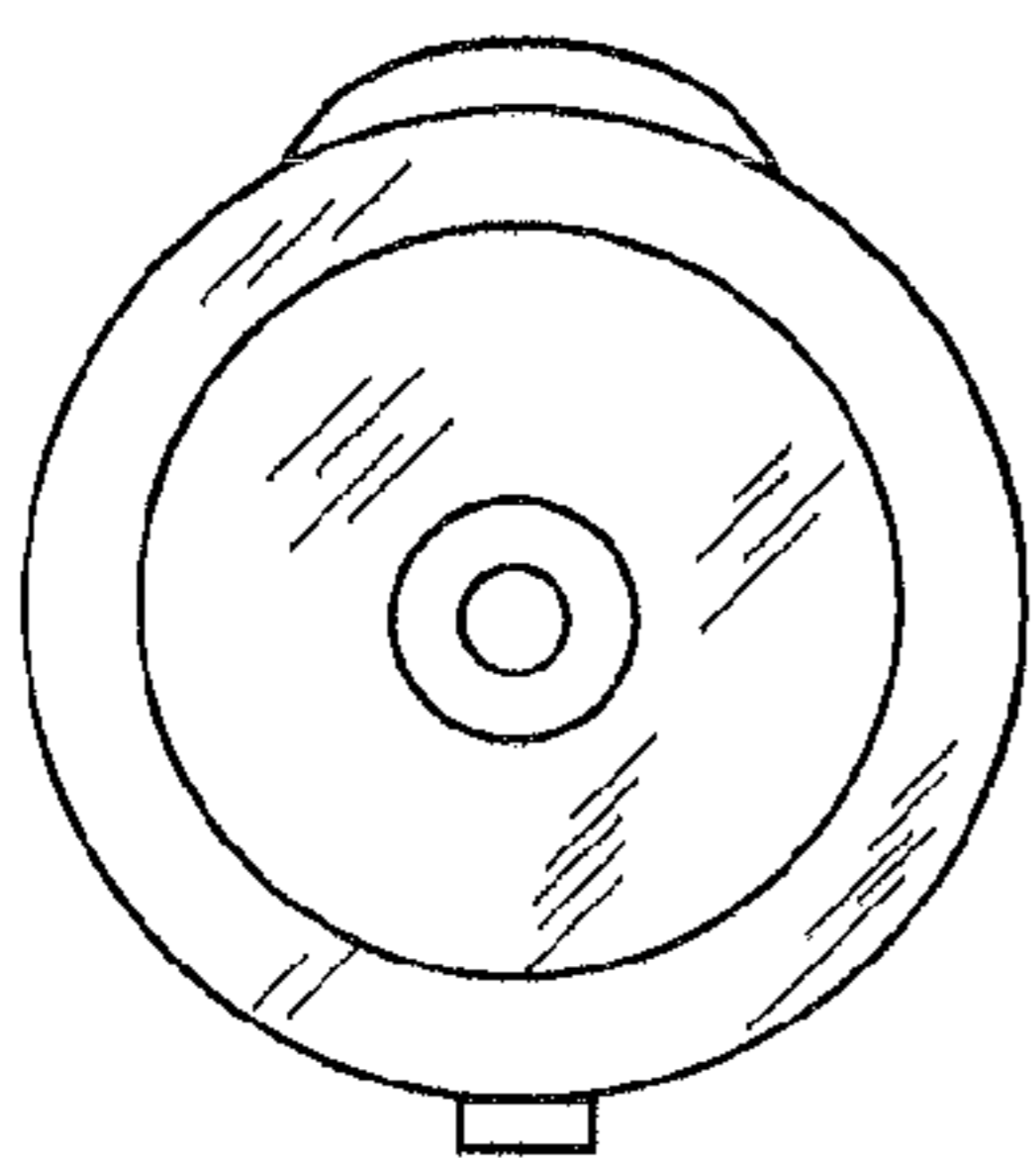


Fig. 13

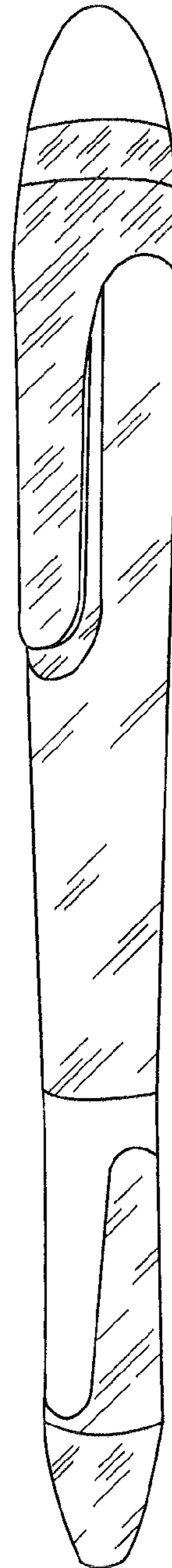


Fig. 14