



US00D595348S

(12) **United States Design Patent**
Joseph

(10) **Patent No.:** **US D595,348 S**
(45) **Date of Patent:** **** Jun. 30, 2009**

(54) **PRINTABLE FORM WITH IDENTIFICATION BAND**

2008/0098636 A1 5/2008 Greer
2008/0109937 A1 5/2008 Greer
2008/0309065 A1* 12/2008 Ali et al. 283/75

(76) Inventor: **Karen L. Joseph**, 25167 Anza Dr.,
Valencia, CA (US) 91355

* cited by examiner

(**) Term: **14 Years**

Primary Examiner—Janice E Seeger

Assistant Examiner—Mary Ann Calabrese

(21) Appl. No.: **29/327,332**

(74) *Attorney, Agent, or Firm*—Sheldon Mak Rose &
Anderson PC; Robert A. Schroeder

(22) Filed: **Nov. 4, 2008**

(57) **CLAIM**

(51) **LOC (9) Cl.** **19-01**

I claim the ornamental design for a printable form with identification band, as shown and described.

(52) **U.S. Cl.** **D19/1; D20/27**

(58) **Field of Classification Search** D20/10,
D20/11, 19, 22, 23, 27, 40, 42, 99; 40/124.01,
40/124.09, 299.1, 359, 360, 584, 591, 617,
40/632, 633, 661.01, 661.09, 675; D19/1-8;
283/56, 71, 72, 74, 75, 81; 428/40.1, 42.2-42.3,
428/914

DESCRIPTION

See application file for complete search history.

The form can be passed through a printer and includes an identification band that can be removed from the rest of the form after printing.

(56) **References Cited**

FIG. 1 is a front perspective view of the printable form with identification band of the invention.

U.S. PATENT DOCUMENTS

FIG. 2 is a top view of the printable form with identification band.

6,510,634	B1	1/2003	Riley	
6,836,215	B1	12/2004	Laurash et al.	
7,000,951	B2 *	2/2006	Valenti, Jr.	283/74
7,017,293	B2	3/2006	Riley	
7,017,294	B2	3/2006	Riley	
7,222,448	B2	5/2007	Riley	
7,240,446	B2 *	7/2007	Bekker	40/633
7,325,347	B2	2/2008	Riley	
7,461,473	B2	12/2008	Riley	
2005/0279001	A1	12/2005	Riley	
2006/0113788	A1	6/2006	Riley	
2006/0230661	A1 *	10/2006	Bekker	40/633
2006/0236578	A1	10/2006	Saint et al.	
2007/0243361	A1	10/2007	Riley et al.	

FIG. 3 is a front view of the printable form with identification band.

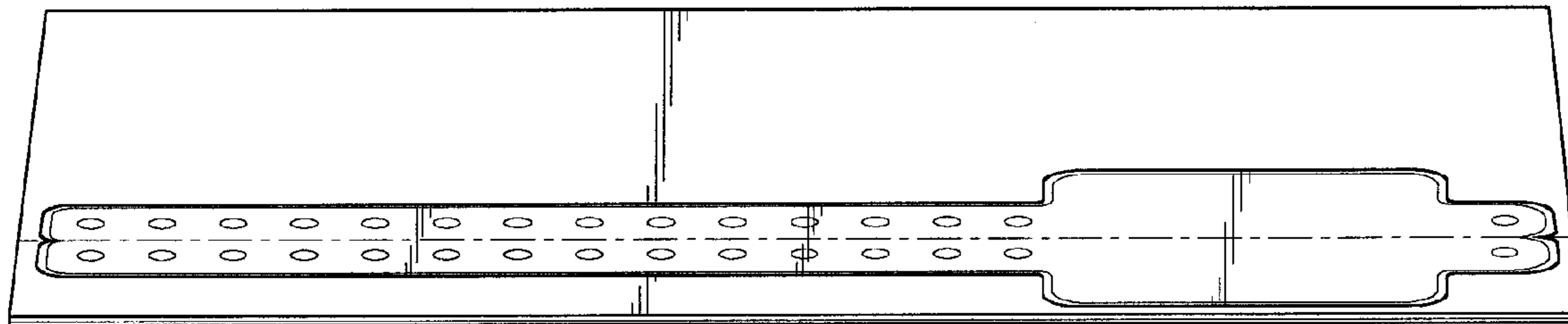
FIG. 4 is a side view of the printable form with identification band.

FIG. 5 is a bottom view of the printable form with identification band; and,

FIG. 6 is a top view of an alternative embodiment of the printable form with identification band, the other views of this alternative embodiment being unchanged.

In the drawings, the broken lines represents a fold.

1 Claim, 3 Drawing Sheets



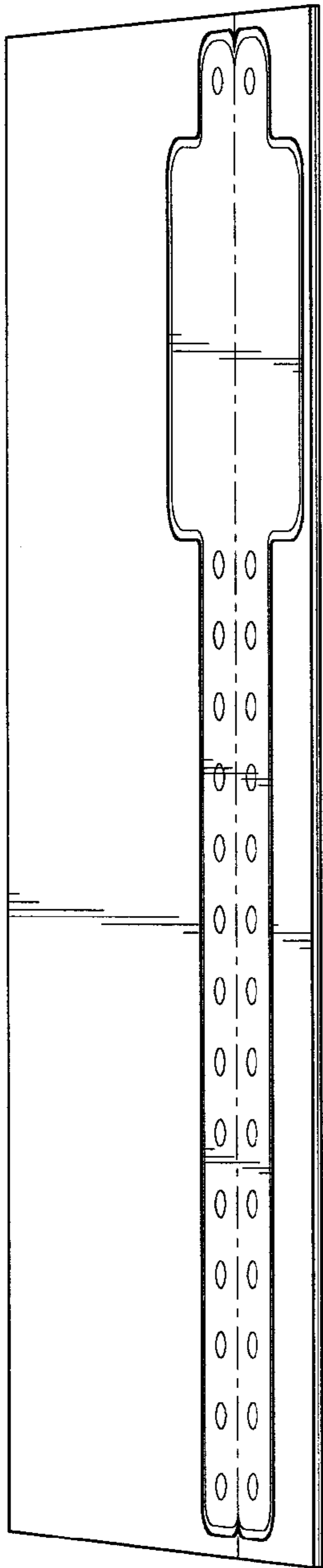


FIG. 1

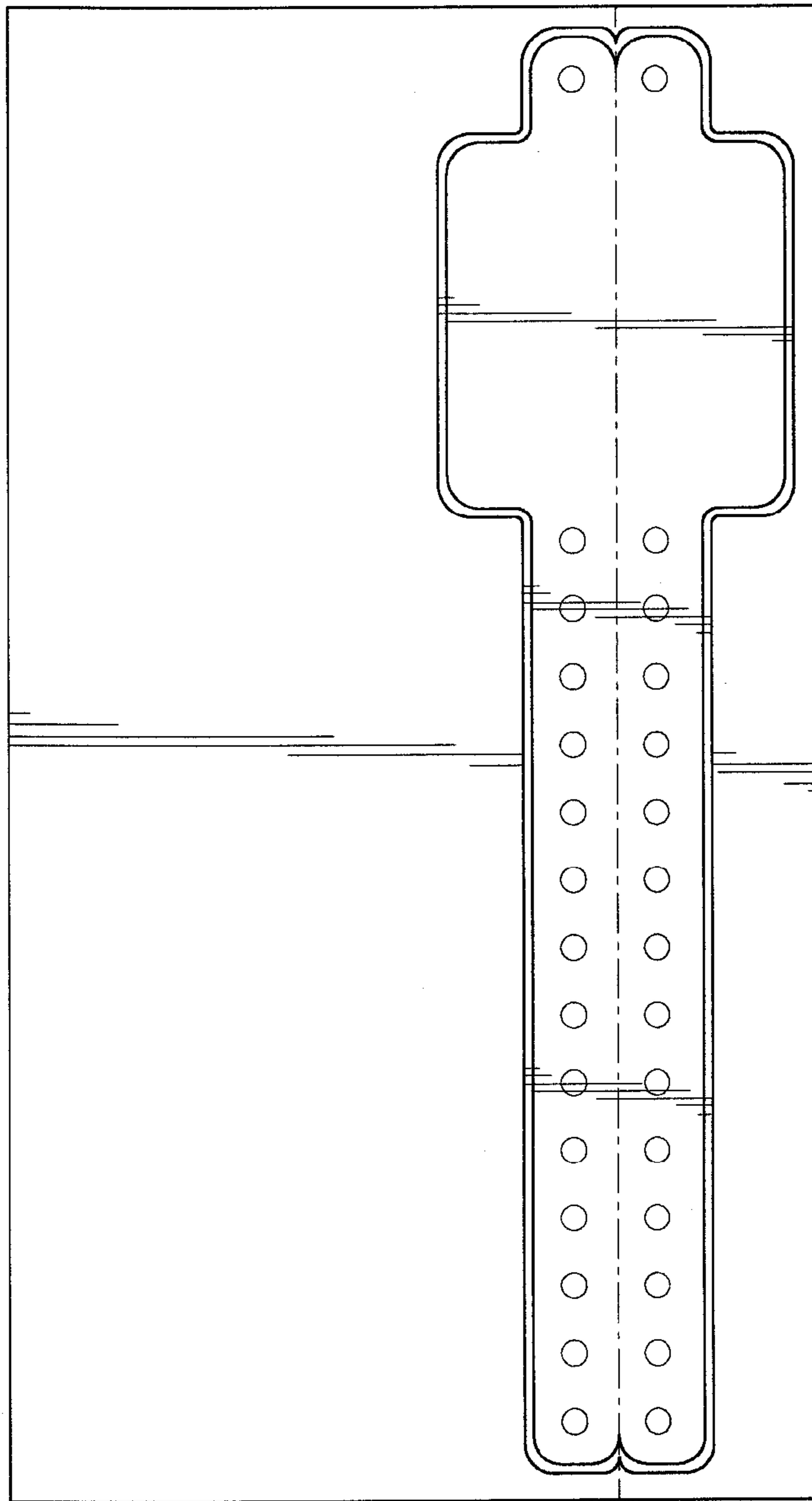


FIG. 2

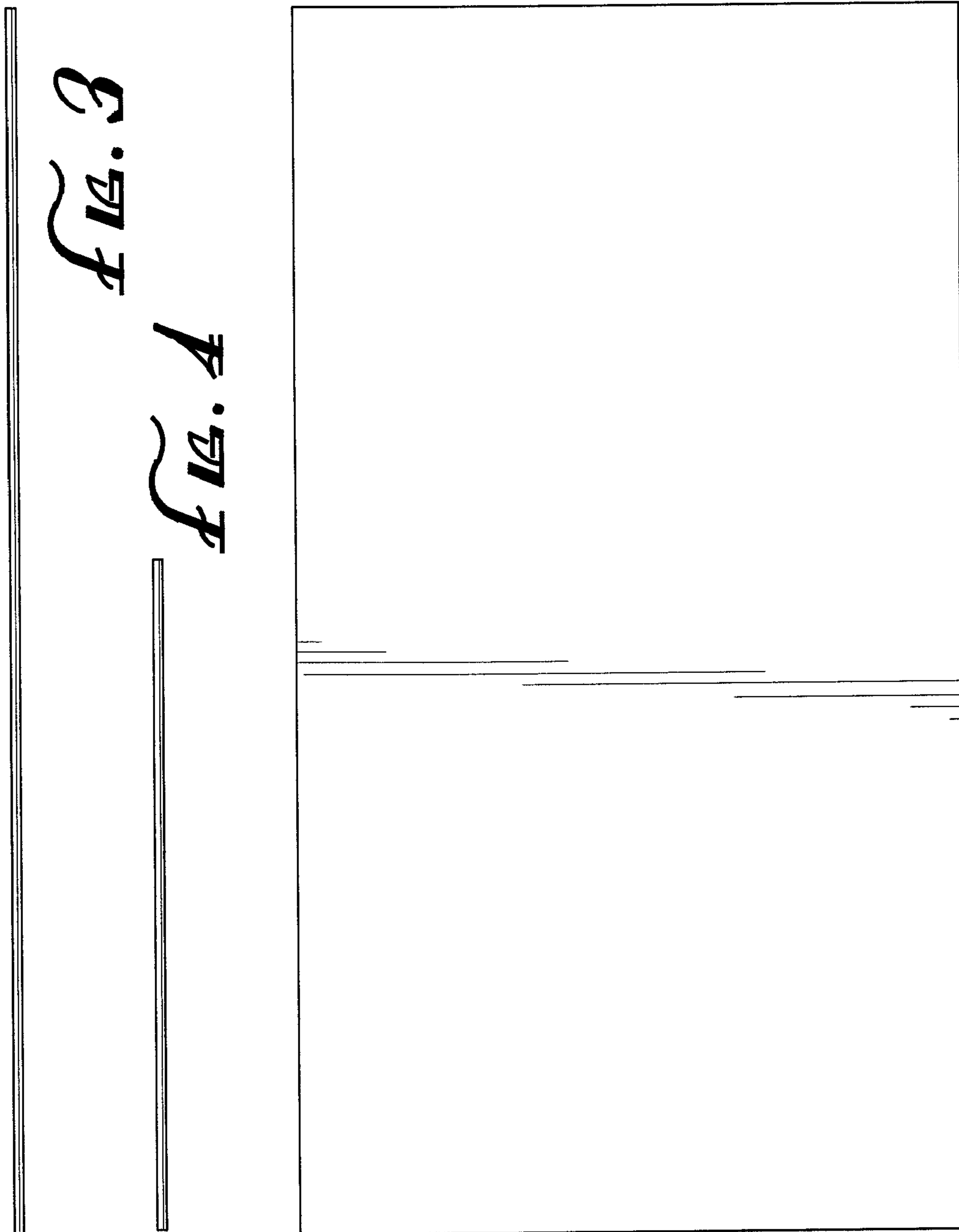


FIG. 3

FIG. 4

FIG. 5

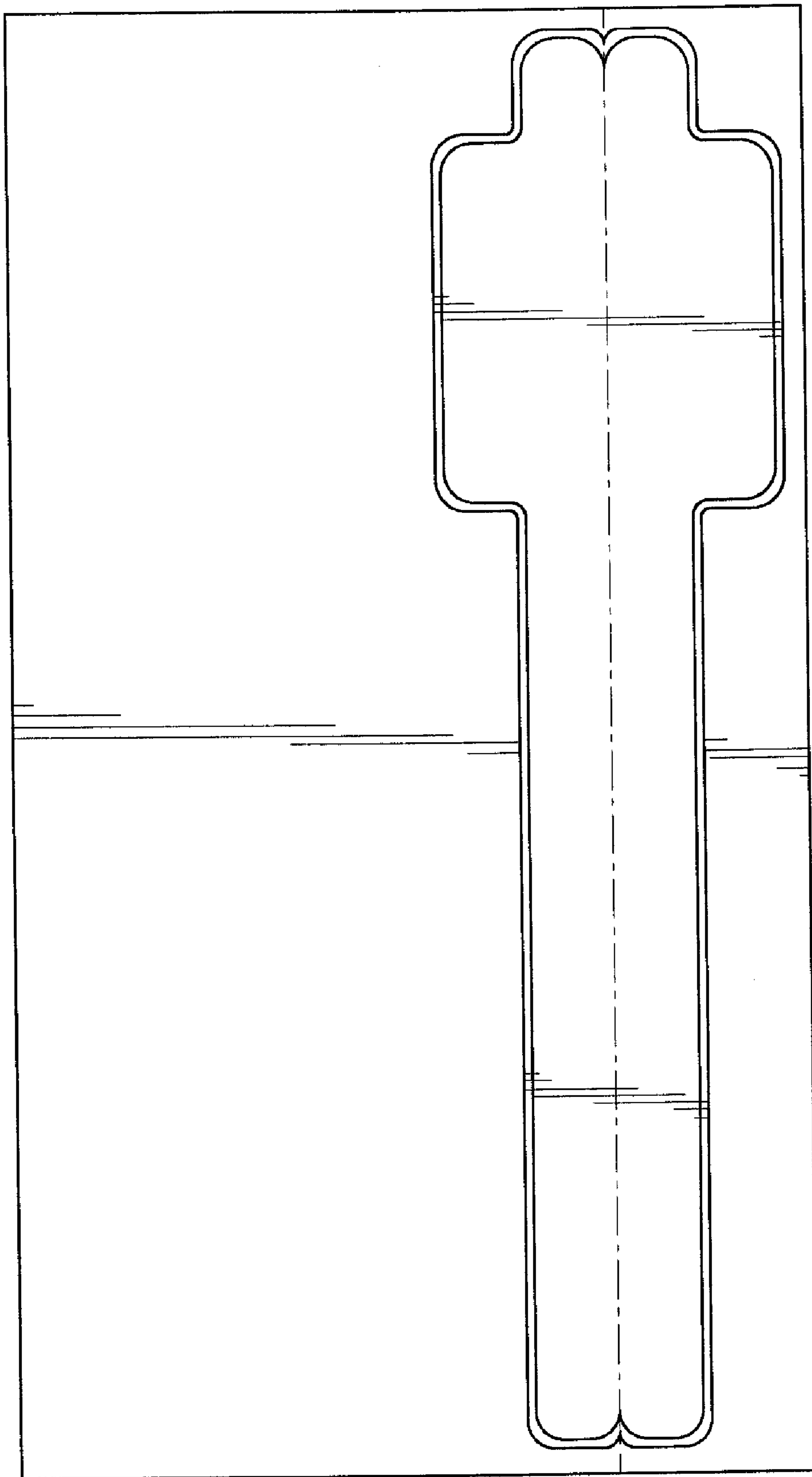


Fig. 3