

US00D595314S

(12) **United States Design Patent**  
**Saito et al.**

(10) **Patent No.:** **US D595,314 S**  
(45) **Date of Patent:** **\*\* Jun. 30, 2009**

(54) **DISPLAY FOR A SEWING MACHINE**

(75) Inventors: **Tomoko Saito**, Nagoya (JP); **Syuichiro Shimoki**, Kitanagoya (JP)

(73) Assignee: **Brother Industries, Ltd.**, Nagoya (JP)

(\*\*) Term: **14 Years**

(21) Appl. No.: **29/300,830**

(22) Filed: **May 20, 2008**

(30) **Foreign Application Priority Data**

Dec. 3, 2007 (JP) ..... 2007-033169

(51) **LOC (9) Cl.** ..... **15-06**

(52) **U.S. Cl.** ..... **D15/72; D15/78**

(58) **Field of Classification Search** ..... D15/66-73,  
D15/77, 78; 112/2, 63, 78, 154, 217.1-217.4,  
112/258-261, 475.01; D10/104, 106; D14/159,  
D14/247, 345, 387, 399, 455; 341/22, 23;  
345/169, 173; 382/124, 187; 400/472, 484-489,  
400/492

See application file for complete search history.

(56) **References Cited**

**U.S. PATENT DOCUMENTS**

D286,047 S \* 10/1986 Roots et al. .... D14/399

D308,855 S \* 6/1990 Schaum ..... D14/399

D327,881 S \* 7/1992 McFarlane ..... D14/399  
D347,835 S \* 6/1994 Zarnowitz ..... D14/399  
D389,762 S \* 1/1998 Yorkey ..... D10/104  
D440,566 S \* 4/2001 Chou ..... D14/399  
D466,137 S \* 11/2002 Yamamoto et al. .... D15/72  
D491,945 S \* 6/2004 Sheehan et al. .... D14/399  
D532,415 S \* 11/2006 Chen et al. .... D14/247  
D546,333 S \* 7/2007 Emmerich et al. .... D14/455  
D572,263 S \* 7/2008 Massaro et al. .... D14/455  
D574,816 S \* 8/2008 Tang ..... D14/247

\* cited by examiner

*Primary Examiner*—Stella M Reid

*Assistant Examiner*—Shanda C Hill

(74) *Attorney, Agent, or Firm*—Oliff & Berridge, PLC

(57) **CLAIM**

The ornamental design for a display for a sewing machine, as shown and described.

**DESCRIPTION**

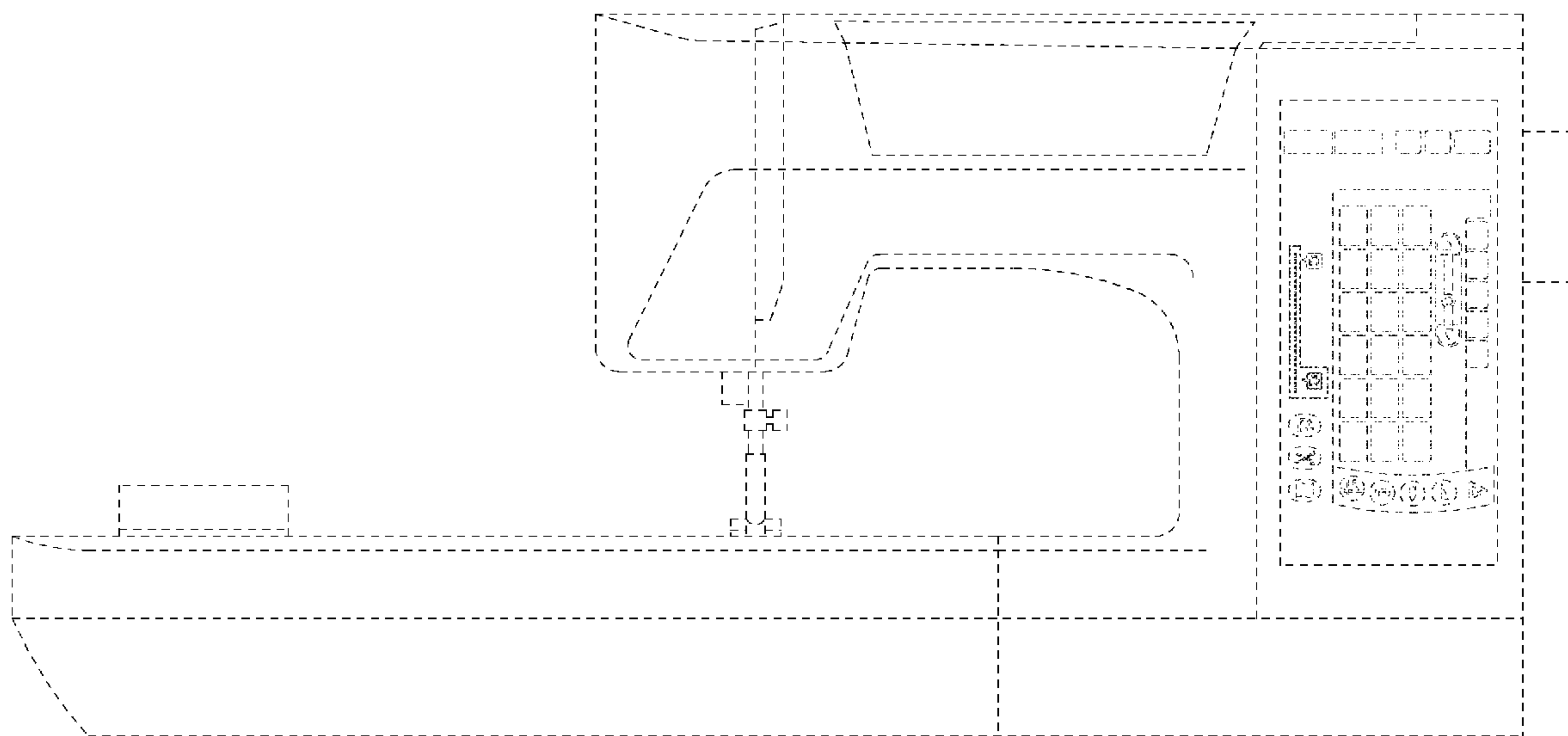
FIG. 1 is a front view of a display for a sewing machine;

FIG. 2 is an enlarged front view thereof; and,

FIG. 3 is another enlarged front view thereof.

The broken lines shown in the drawing disclosure are for illustrative purposes only and form no part of the claimed design. The dash-dot lines which define the bounds of the claimed design form no part thereof.

**1 Claim, 2 Drawing Sheets**



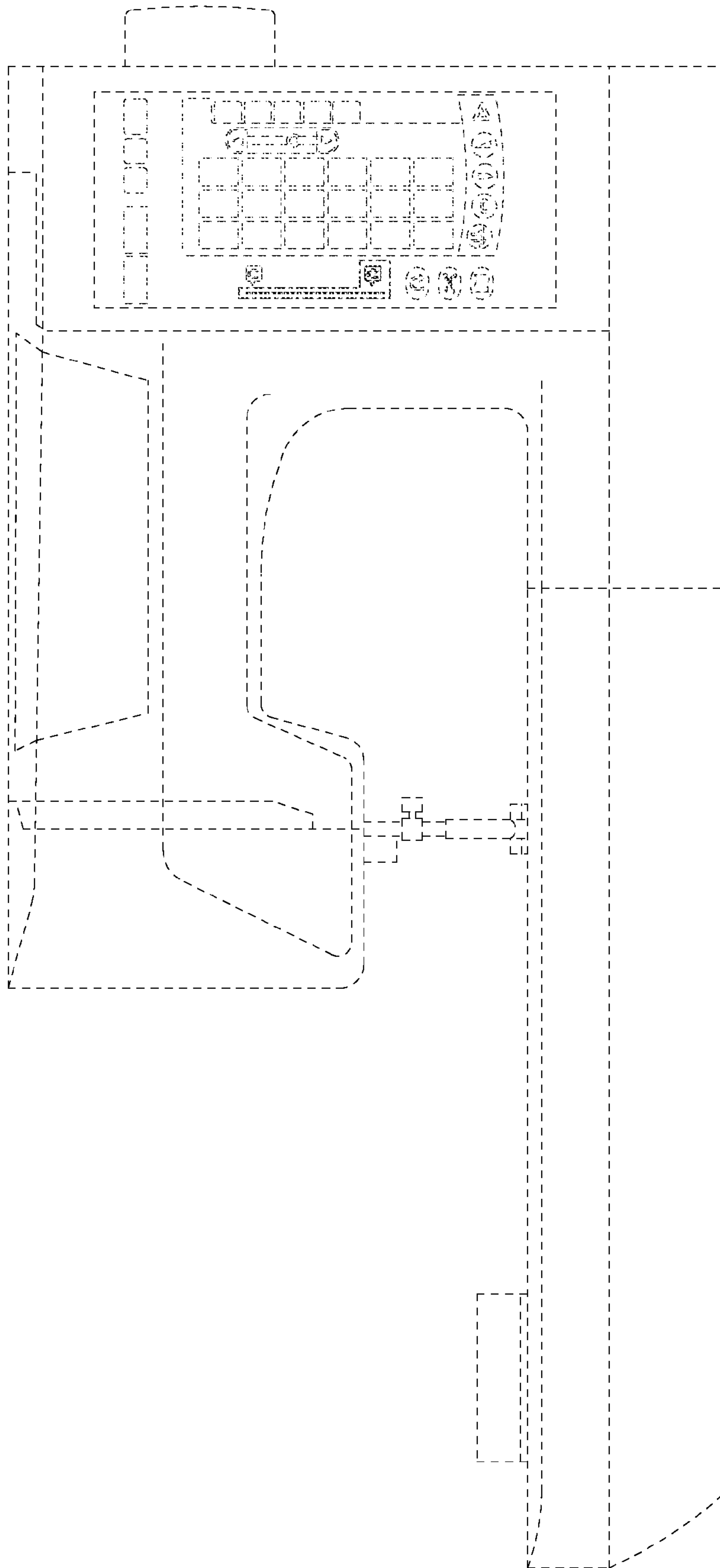


FIG. 1

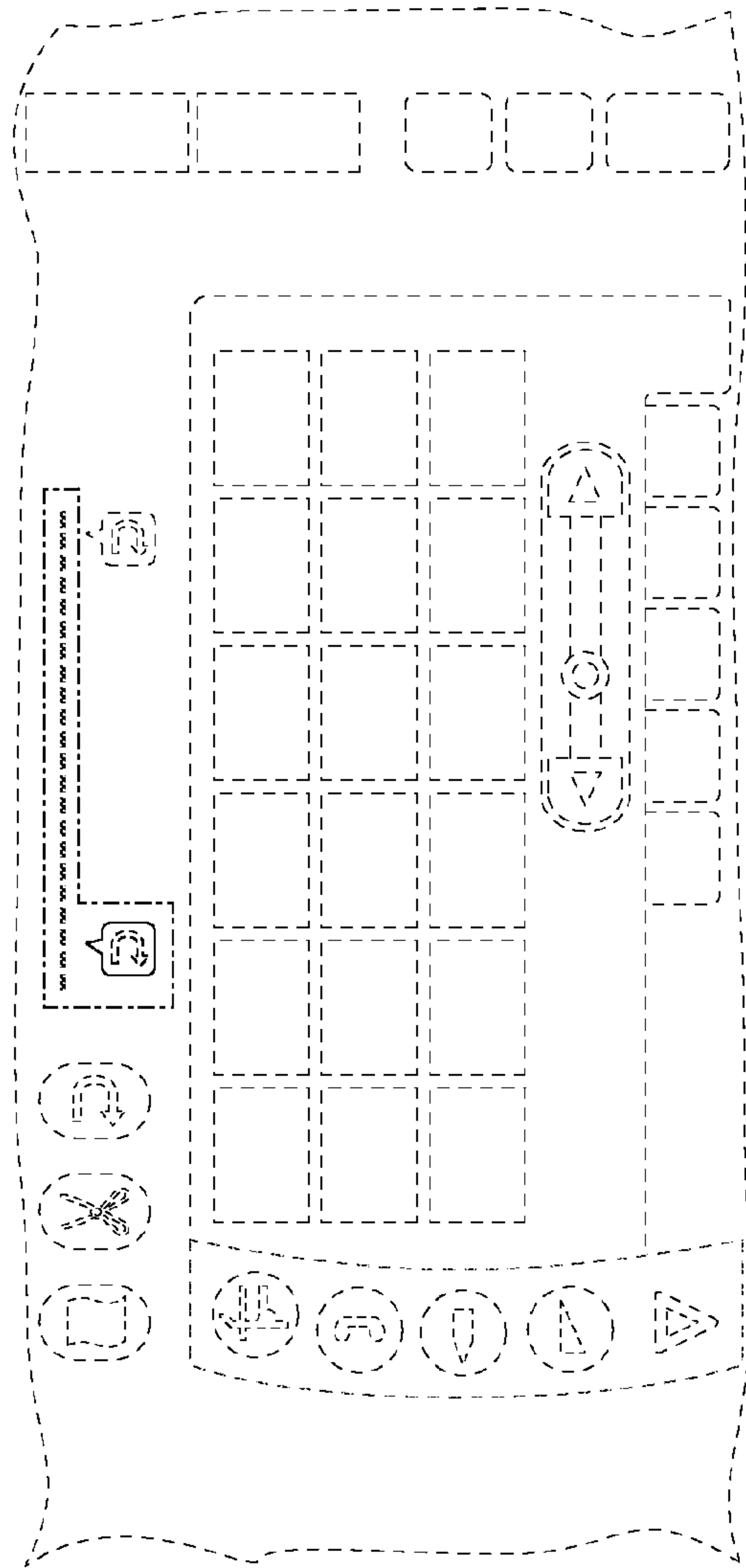


FIG. 2

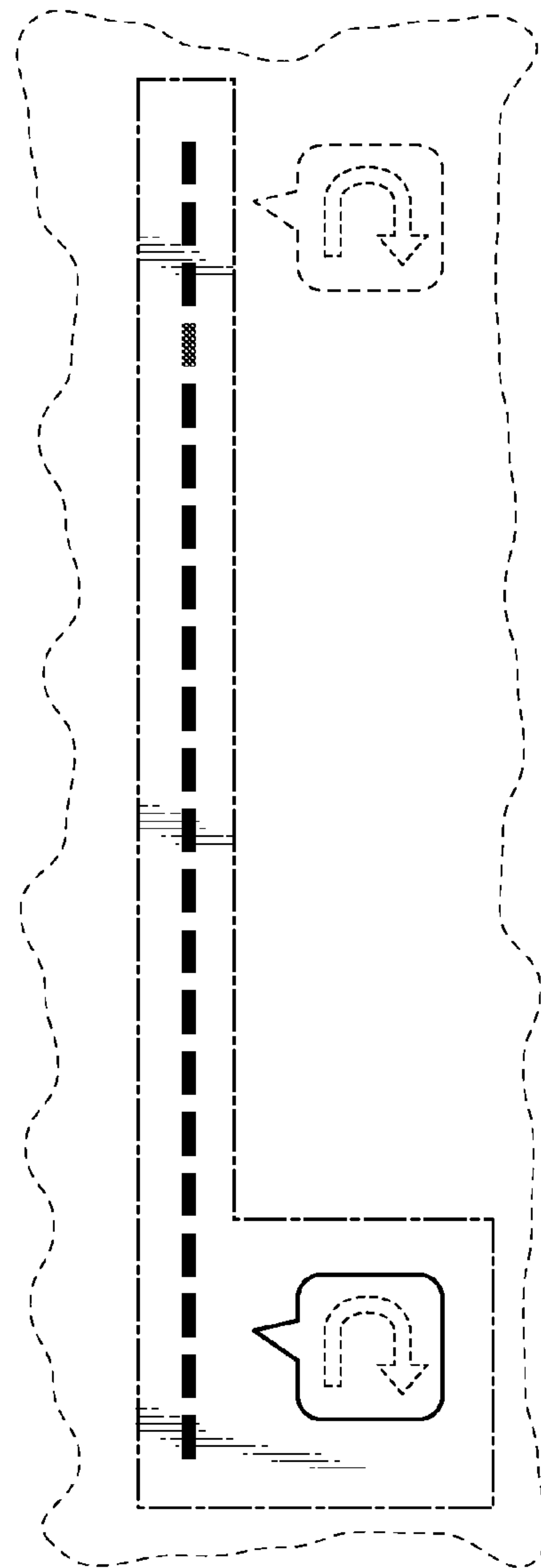


FIG. 3