



US00D595292S

(12) **United States Design Patent**  
**Harden et al.**

(10) **Patent No.:** **US D595,292 S**  
(45) **Date of Patent:** **\*\* Jun. 30, 2009**

(54) **WIRELESS COMMUNICATION DEVICE**

(75) Inventors: **Dan Harden**, Palo Alto, CA (US);  
**David Samuel Benavidez**, Santa Clara,  
CA (US)

(73) Assignee: **RadioFrame Networks, Inc.**, Redmond,  
CA (US)

(\*\*) Term: **14 Years**

(21) Appl. No.: **29/301,110**

(22) Filed: **Feb. 8, 2008**

(51) **LOC (9) Cl.** ..... **14-02**

(52) **U.S. Cl.** ..... **D14/356; D14/240**

(58) **Field of Classification Search** ..... D14/137,  
D14/167–168, 230–231, 233, 235, 237, 240–242,  
D14/299, 432, 435–436, 155, 496, 300–301,  
D14/313–314, 214, 348–349, 351–363, 365,  
D14/370; D18/56; D10/65, 75, 78; D13/149,  
D13/162, 184, 199; D3/201, 273; 312/223.1,  
312/223.2; 369/34.01, 36.01, 272.1; 360/132,  
360/133, 135; 361/685–686; 379/93.01;  
720/613; 711/15, 100, 115

See application file for complete search history.

(56) **References Cited**

**U.S. PATENT DOCUMENTS**

D196,648 S *	10/1963	Sucre	.....	D14/314
D305,753 S *	1/1990	Hoshino	.....	D14/351
D344,932 S *	3/1994	Berkowitz et al.	.....	D14/351
D358,818 S *	5/1995	Rozier et al.	.....	D14/214
D360,405 S *	7/1995	Hill et al.	.....	D14/351
D381,988 S *	8/1997	Ohba	.....	D14/214
D386,479 S *	11/1997	Lassmann et al.	.....	D14/385
D394,266 S *	5/1998	Hogenbirk	.....	D14/240
D407,076 S *	3/1999	Renk	.....	D14/301
D415,123 S *	10/1999	Murphy	.....	D14/311
D433,381 S *	11/2000	Talesfore	.....	D13/123
D436,945 S *	1/2001	Tanaka	.....	D14/214
D437,316 S *	2/2001	Lin	.....	D14/301
D453,507 S *	2/2002	Probasco et al.	.....	D14/240
6,456,486 B1 *	9/2002	Frame et al.	.....	361/683
D464,340 S *	10/2002	Schmidt	.....	D14/242
D464,341 S *	10/2002	Tanaka	.....	D14/242

D501,476 S *	2/2005	Quijano	.....	D14/352
D514,563 S *	2/2006	Kuramashi et al.	.....	D14/358
D521,497 S *	5/2006	Tanaka et al.	.....	D14/214
D528,537 S *	9/2006	Wang	.....	D14/230
D548,230 S *	8/2007	Lipman	.....	D14/240
D552,549 S *	10/2007	Hsu	.....	D13/133
D568,315 S *	5/2008	Yano	.....	D14/358
D568,316 S *	5/2008	Yano	.....	D14/358
D583,814 S *	12/2008	Maiers et al.	.....	D14/356

**OTHER PUBLICATIONS**

SonyStyle.com | LocationFree®, [online], [retrieved on Mar. 21, 2007]. Retrieved from the Internet <URL: [http://www.sonystyle.com/is-bin/INTERSHOP.enfinity/eCS/Store/en/-/USD/SY\\_BrowseCatalog-Start?CategoryName=if\\_LocationFree&Dept=tvvideo](http://www.sonystyle.com/is-bin/INTERSHOP.enfinity/eCS/Store/en/-/USD/SY_BrowseCatalog-Start?CategoryName=if_LocationFree&Dept=tvvideo)>.\*

Seagate Technology—External Storage Solutions, [online], [retrieved on Jun. 23, 2008]. Retrieved from the Internet <URL: <http://www.seagate.com/www/en-us/products/external/>>.\*

RadioFrame S-Series—GSM over IP Picocell and Femtocell Base Stations, [online], [retrieved on Mar. 7, 2009]. Retrieved from the Internet <URL: <http://www.radioframenetworks.com/americas/products/sseries/sseries.htm>>.\*

\* cited by examiner

*Primary Examiner*—Cathron C Brooks

*Assistant Examiner*—Karen E Kearney

(74) *Attorney, Agent, or Firm*—Van Pelt, Yi & James LLP

(57) **CLAIM**

We claim the ornamental design for a wireless communication device, as shown and described.

**DESCRIPTION**

FIG. 1 is a perspective view of a wireless communication device showing our new design.

FIG. 2 is a right side view thereof.

FIG. 3 is a left side view thereof.

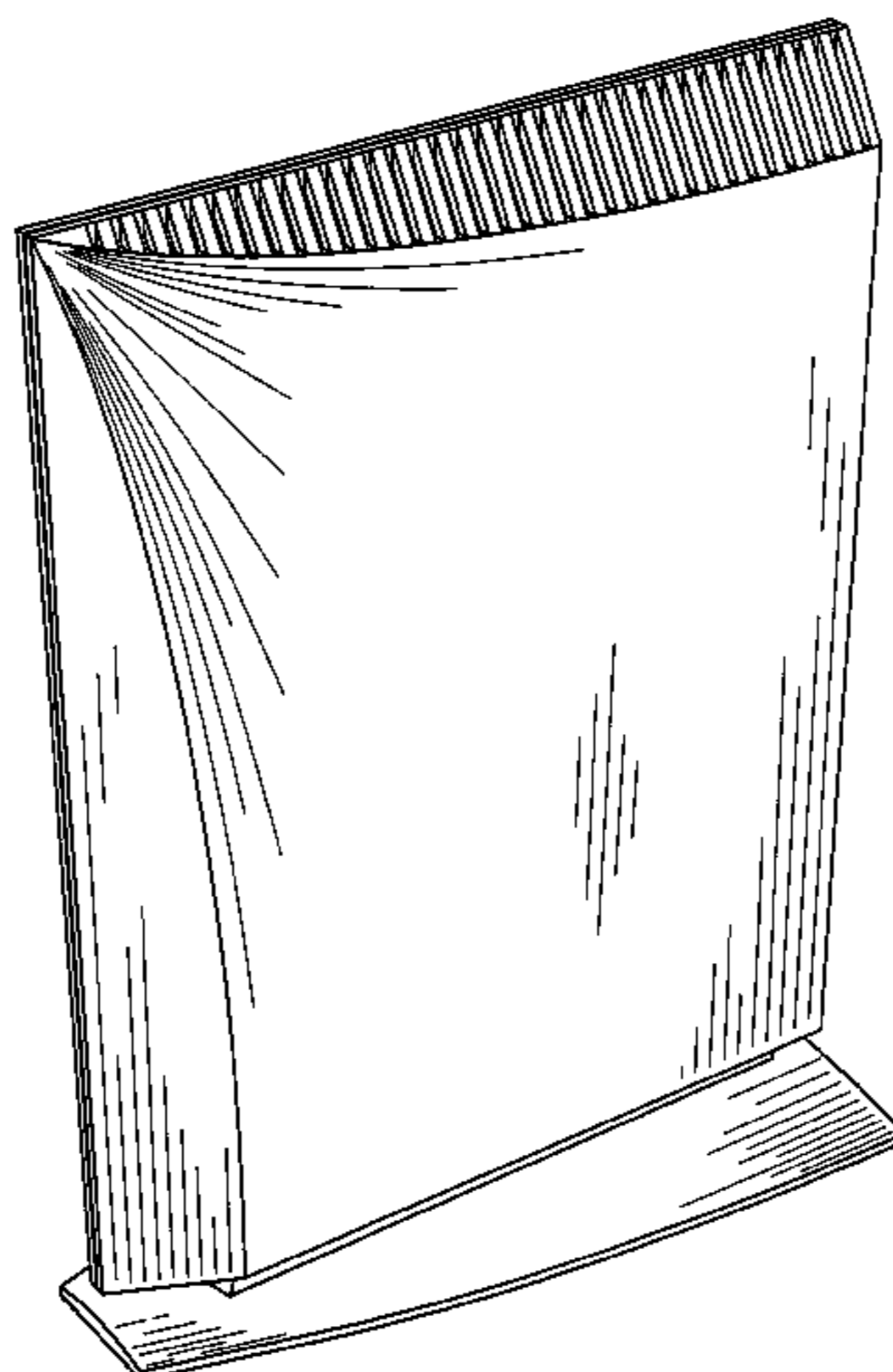
FIG. 4 is a top view thereof.

FIG. 5 is a bottom view thereof.

FIG. 6 is a rear view thereof; and,

FIG. 7 is a front view thereof.

**1 Claim, 3 Drawing Sheets**



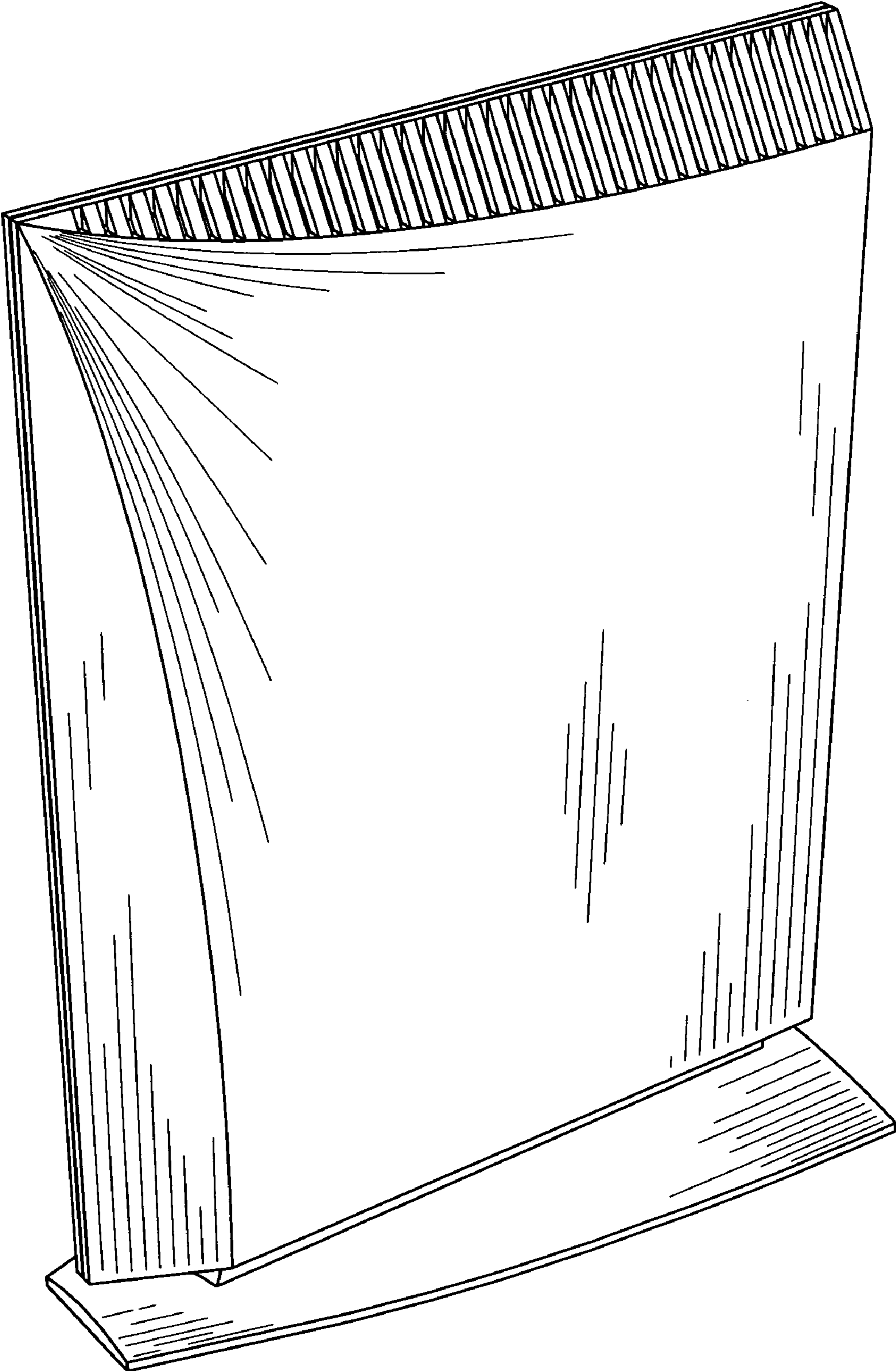


FIG. 1

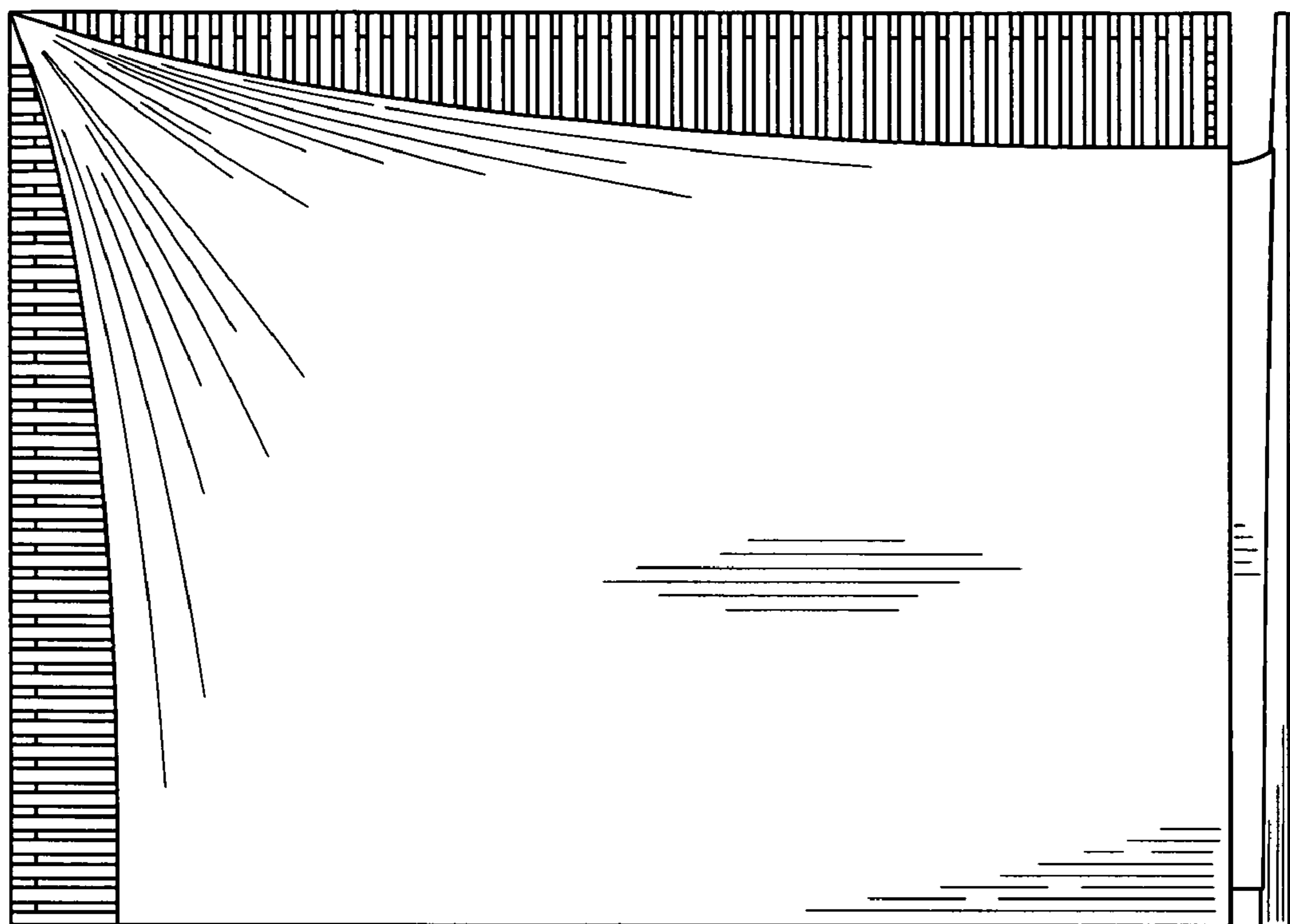


FIG. 3




FIG. 2

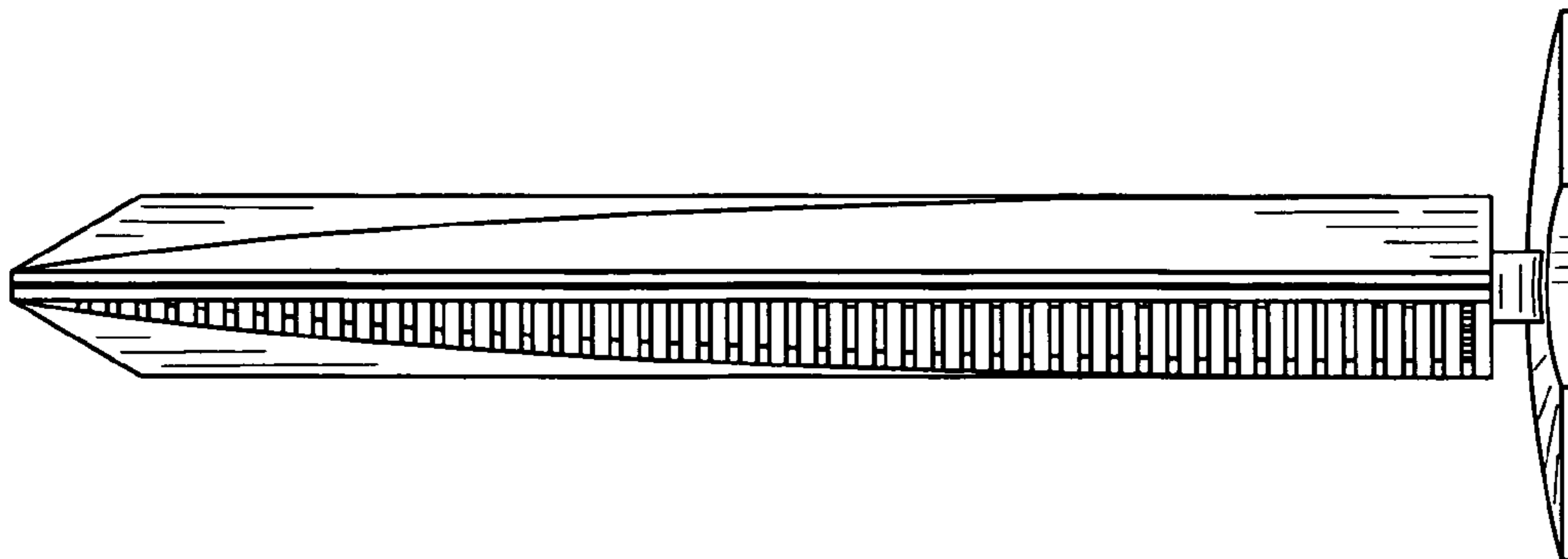


FIG. 7

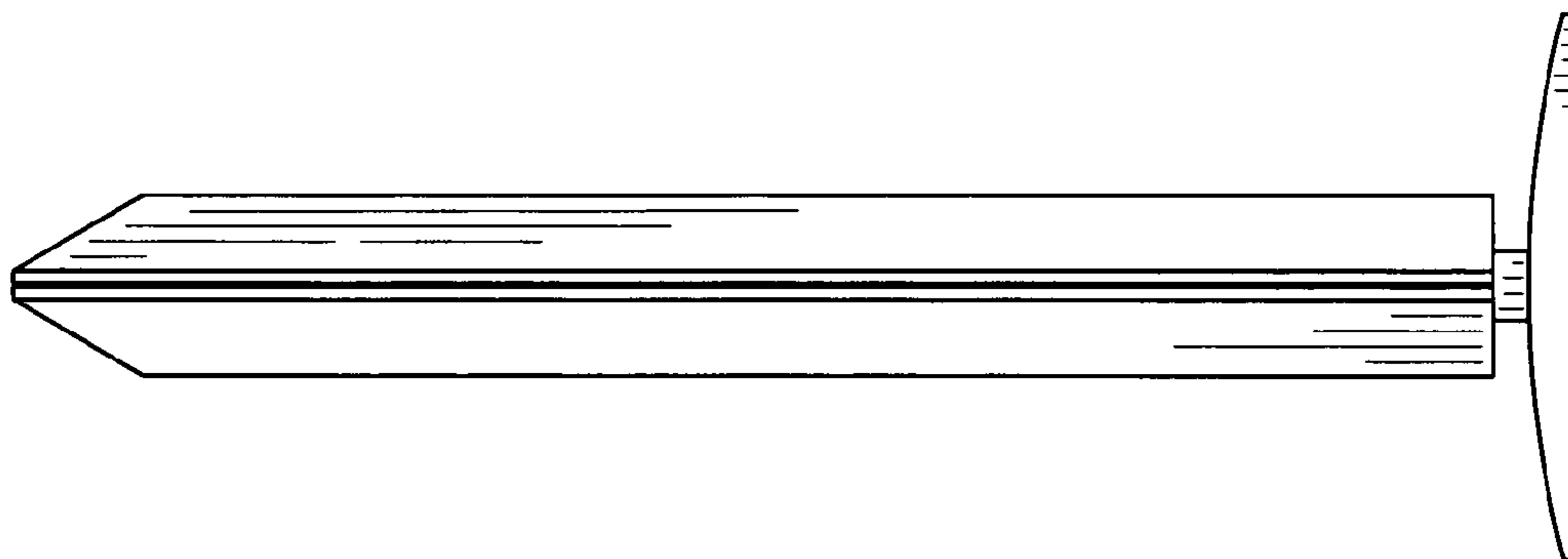


FIG. 6

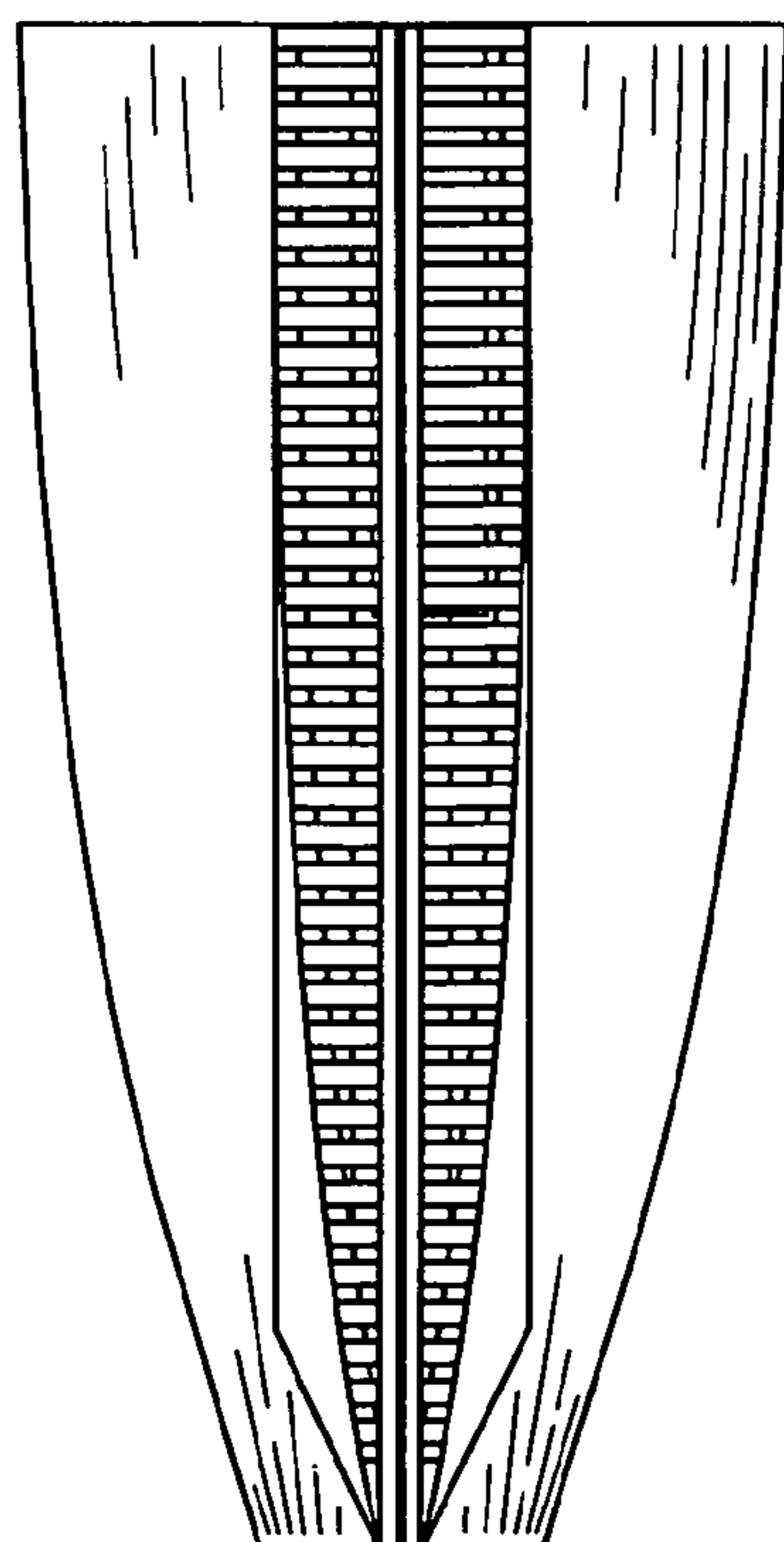


FIG. 4

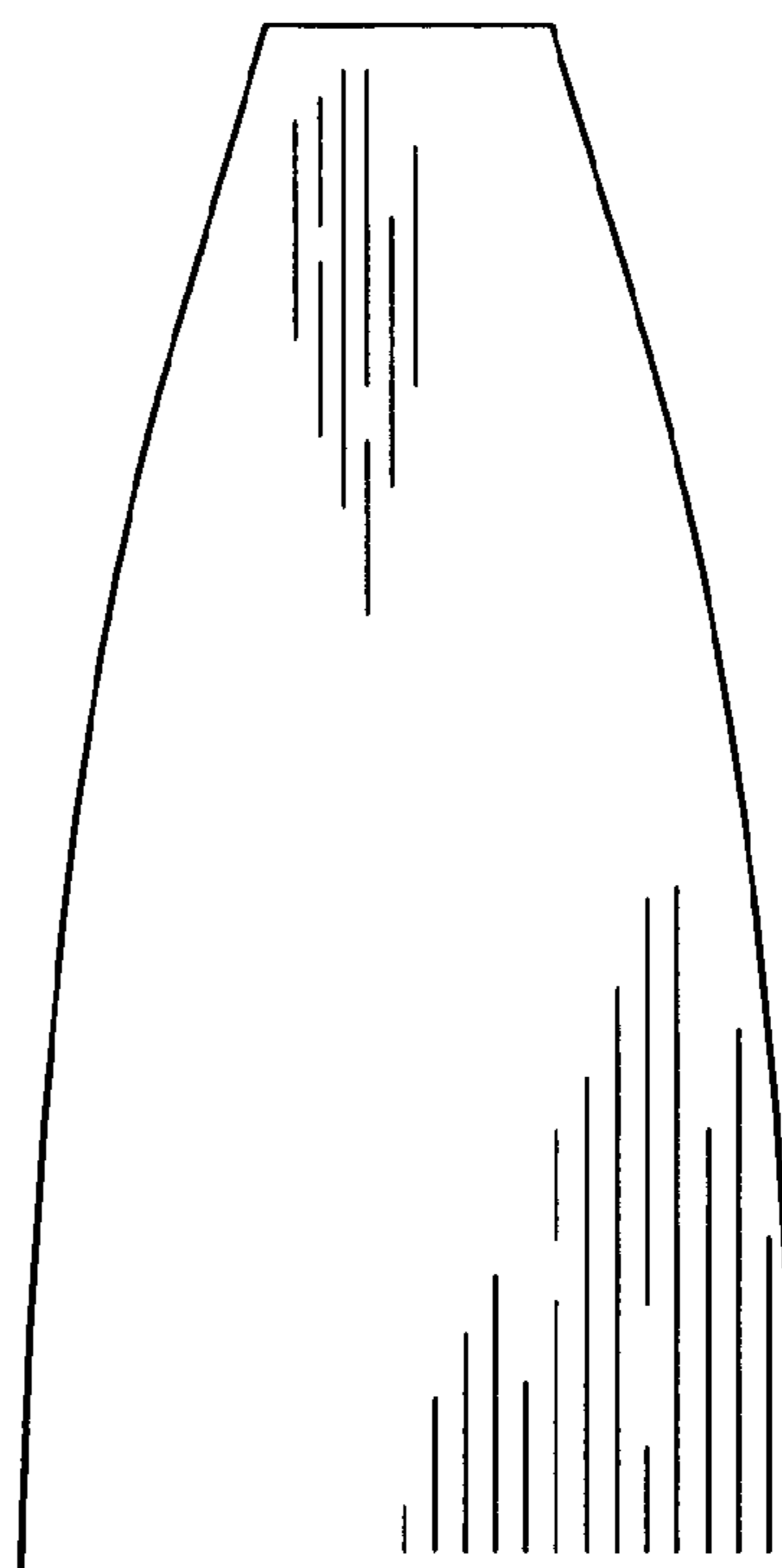


FIG. 5