



US00D595291S

(12) **United States Design Patent**
Takemasa

(10) **Patent No.:** **US D595,291 S**
(45) **Date of Patent:** **** Jun. 30, 2009**

(54) **PORTABLE COMPUTER**

(75) Inventor: **Hirofumi Takemasa**, Kadoma (JP)
(73) Assignee: **Panasonic Corporation**, Kadoma-shi (JP)
(**) Term: **14 Years**
(21) Appl. No.: **29/306,545**
(22) Filed: **Apr. 10, 2008**
(30) **Foreign Application Priority Data**

Feb. 1, 2008 (JP) 2008-002227

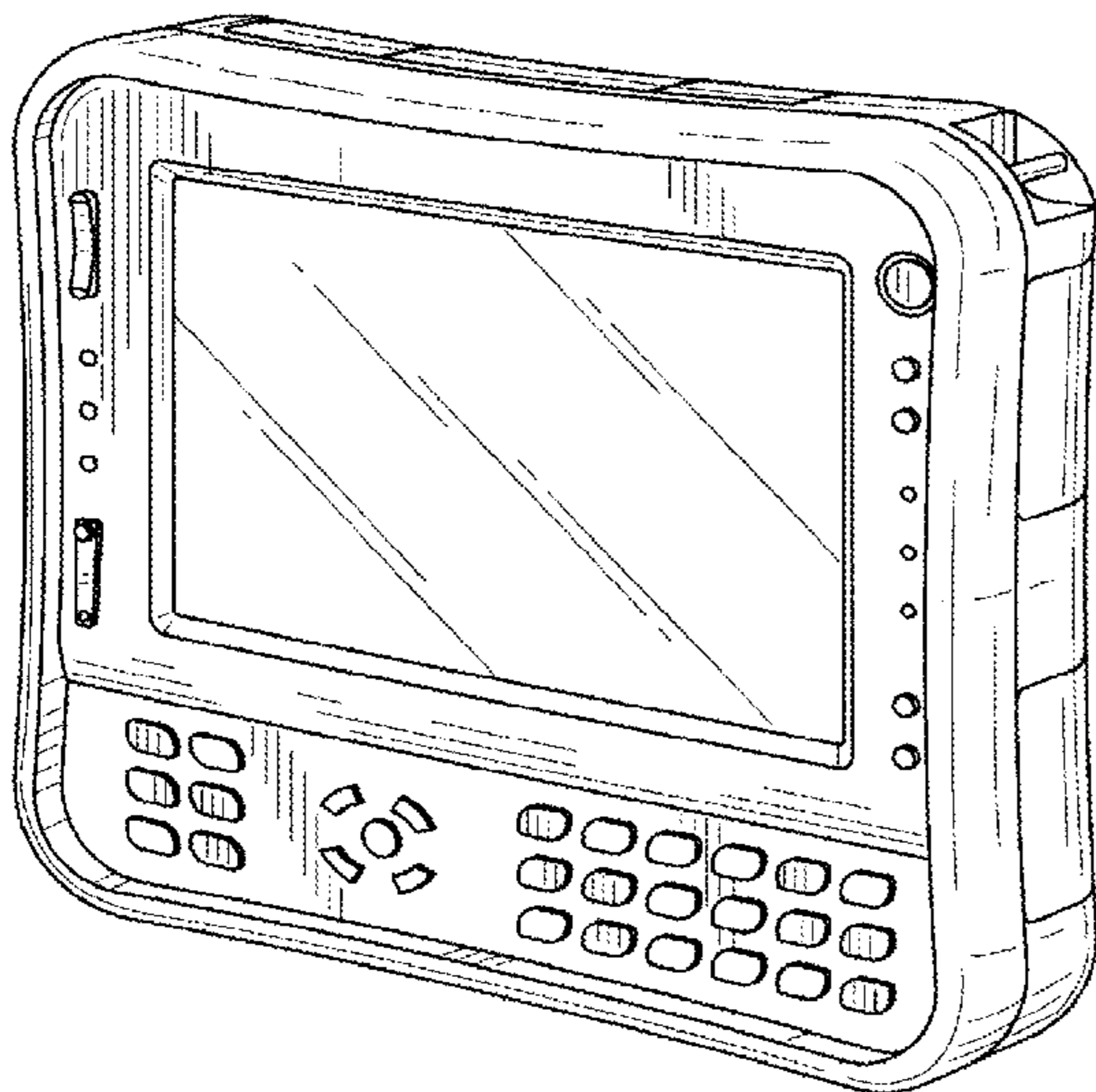
(51) **LOC (9) Cl.** **14-02**
(52) **U.S. Cl.** **D14/346**
(58) **Field of Classification Search** D14/341, D14/342, 343, 344, 345, 346, 347, 138 R, D14/138 AA, 138 AB, 138 AC, 138 AD, D14/138 C, 138 G, 315, 316, 320, 331, 333, D14/334, 335, 338, 339, 340, 387, 390, 391, D14/392, 393, 394, 395, 396, 397, 398, 399, D14/400, 401, 406, 420, 426, 427, 428, 429, D14/432, 439, 440, 441, 453, 454, 455, 456, D14/457, 496, 130, 137, 142, 150, 151, 203.1; D14/203.3, 203.4, 203.5, 203.6, 203.7, 238.1, D14/247, 248, 250, 902, 218, 125, 126; D13/168, D13/171; D18/7; D21/324, 329, 330, 331, D21/333; D10/65; 455/556.1, 556.2, 566, 455/575.1, 575.3, 575.4, 90.3; 341/22; 379/433.04, 379/433.06, 433.07, 433.11, 433.12, 433.13, 379/910, 915, 916; 348/14.02, 207.1, 552; 345/169, 168, 901
See application file for complete search history.

(56) **References Cited**

U.S. PATENT DOCUMENTS

D359,753 S * 6/1995 Salinas et al. D18/19
D366,220 S * 1/1996 Sakamoto D10/65

(Continued)



FOREIGN PATENT DOCUMENTS

JP	D1167903 S	3/2003
JP	D1171386 S	4/2003
JP	D1175904 S	6/2003
JP	D1176837 S	6/2003
JP	D1178496 S	7/2003
JP	D1178678 S	7/2003
JP	D1179350 S	7/2003
JP	D1179351 S	7/2003
JP	D1179857 S	7/2003
JP	D1184963 S	9/2003
JP	D1186898 S	10/2003
JP	D1187520 S	10/2003
JP	D1187554 S	10/2003
JP	D1188021 S	10/2003
JP	D1189007 S	11/2003

(Continued)

Primary Examiner—Jennifer Rivard
Assistant Examiner—Angela J Lee
(74) *Attorney, Agent, or Firm*—Christensen O'Connor Johnson Kindness PLLC

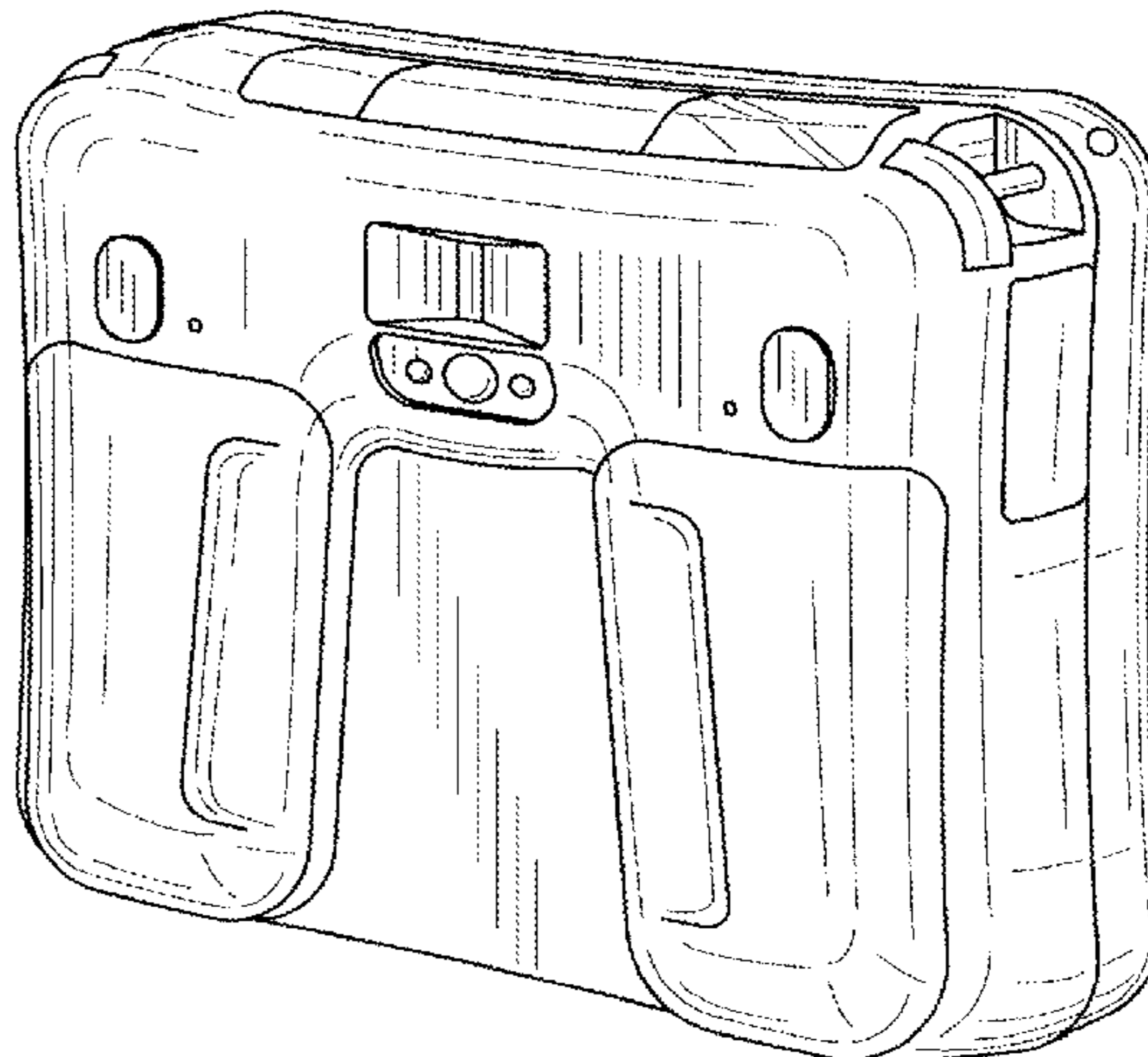
(57) **CLAIM**

The ornamental design for a portable computer, as shown and described.

DESCRIPTION

FIG. 1 is a front perspective view of the front, right side and top plan view of a portable computer showing my new design; FIG. 2 is a rear perspective view thereof; FIG. 3 is a front view thereof; FIG. 4 is a top plan view thereof; FIG. 5 is a left side view thereof; FIG. 6 is a right side view thereof; FIG. 7 is a bottom view thereof; and, FIG. 8 is a rear view thereof.

1 Claim, 4 Drawing Sheets



US D595,291 S

Page 2

U.S. PATENT DOCUMENTS

D416,256 S * 11/1999 Griffin et al. D14/191
D433,018 S * 10/2000 Tanimura et al. D14/346
D453,757 S * 2/2002 Maio et al. D14/340
D506,195 S 6/2005 Leveridge
D509,827 S * 9/2005 Johnson D14/374
D551,665 S * 9/2007 Tom et al. D14/346
D564,471 S * 3/2008 Lee D14/126
D569,373 S * 5/2008 Lee et al. D14/341
D570,347 S * 6/2008 Kataoka et al. D14/341
D571,799 S * 6/2008 Ogasawara D14/341
D572,675 S * 7/2008 Qiu et al. D14/126

2004/0023696 A1* 2/2004 Kim 455/566

FOREIGN PATENT DOCUMENTS

JP D1212545 S 7/2004
JP D1217831 S 9/2004
JP D1224642 S 12/2004
JP D1225623 S 12/2004
JP D1246384 S 8/2005
JP D1246869 S 8/2005
JP D1260932 S 4/2008

* cited by examiner

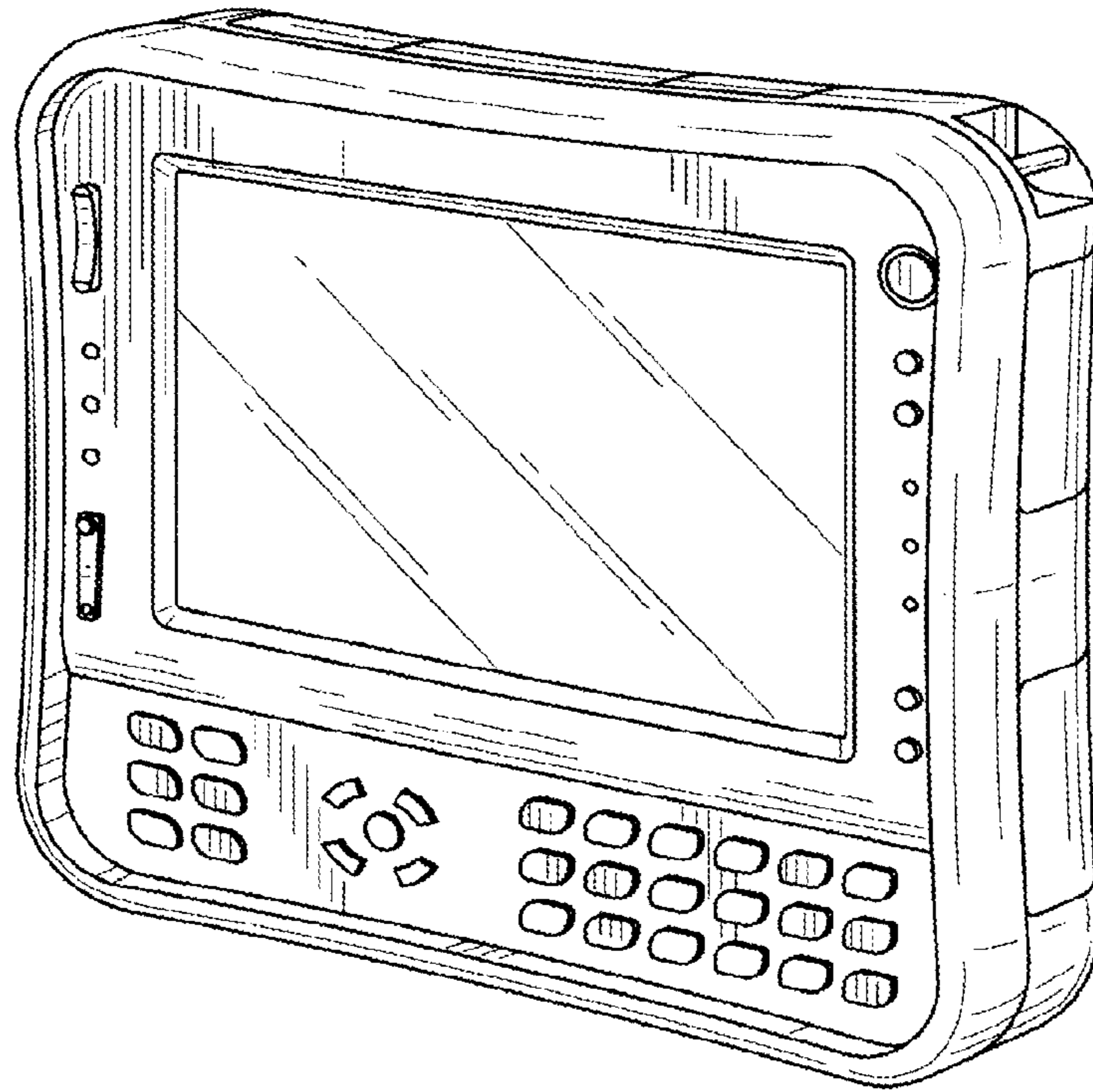


Fig. 1.

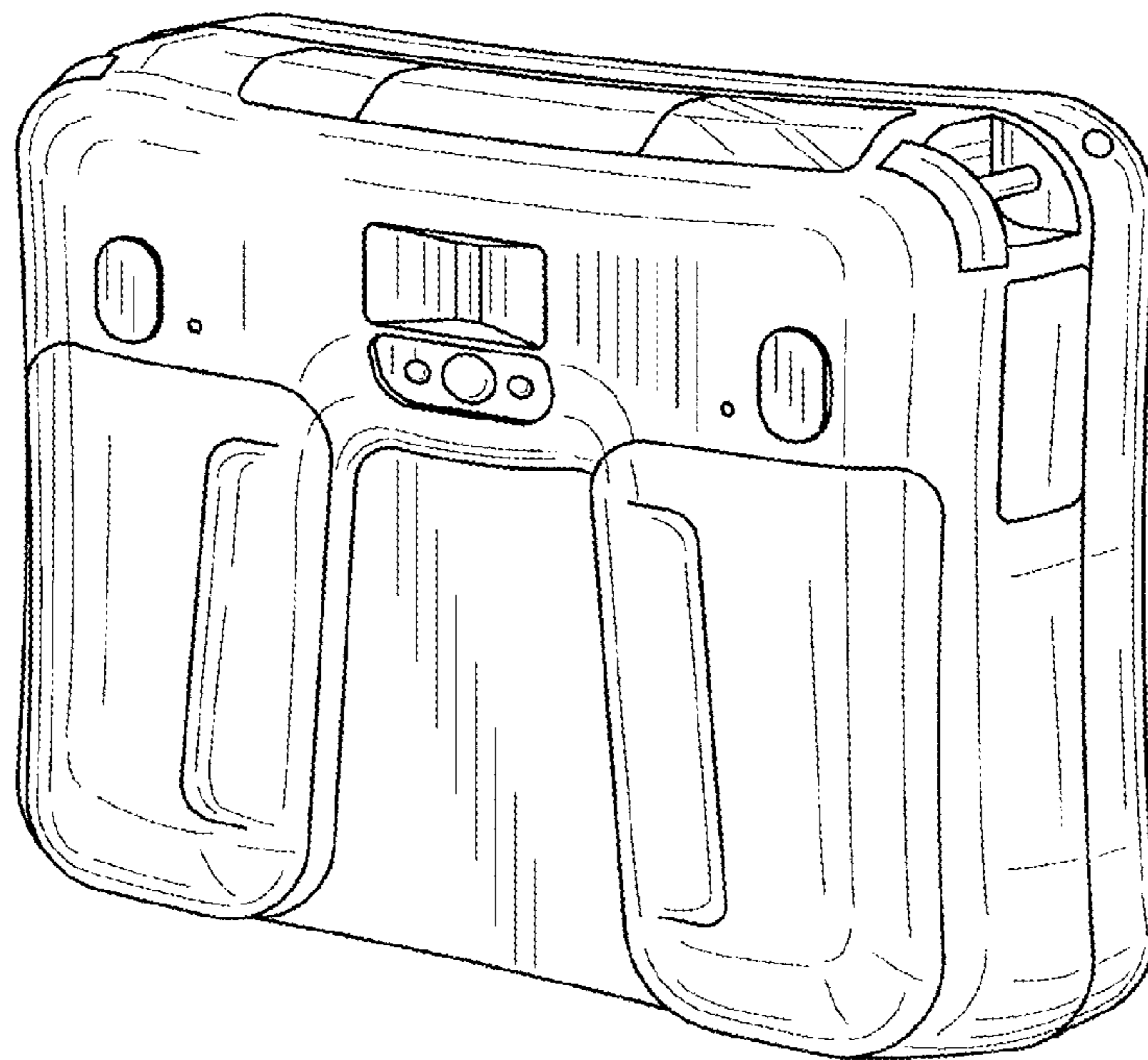


Fig. 2.

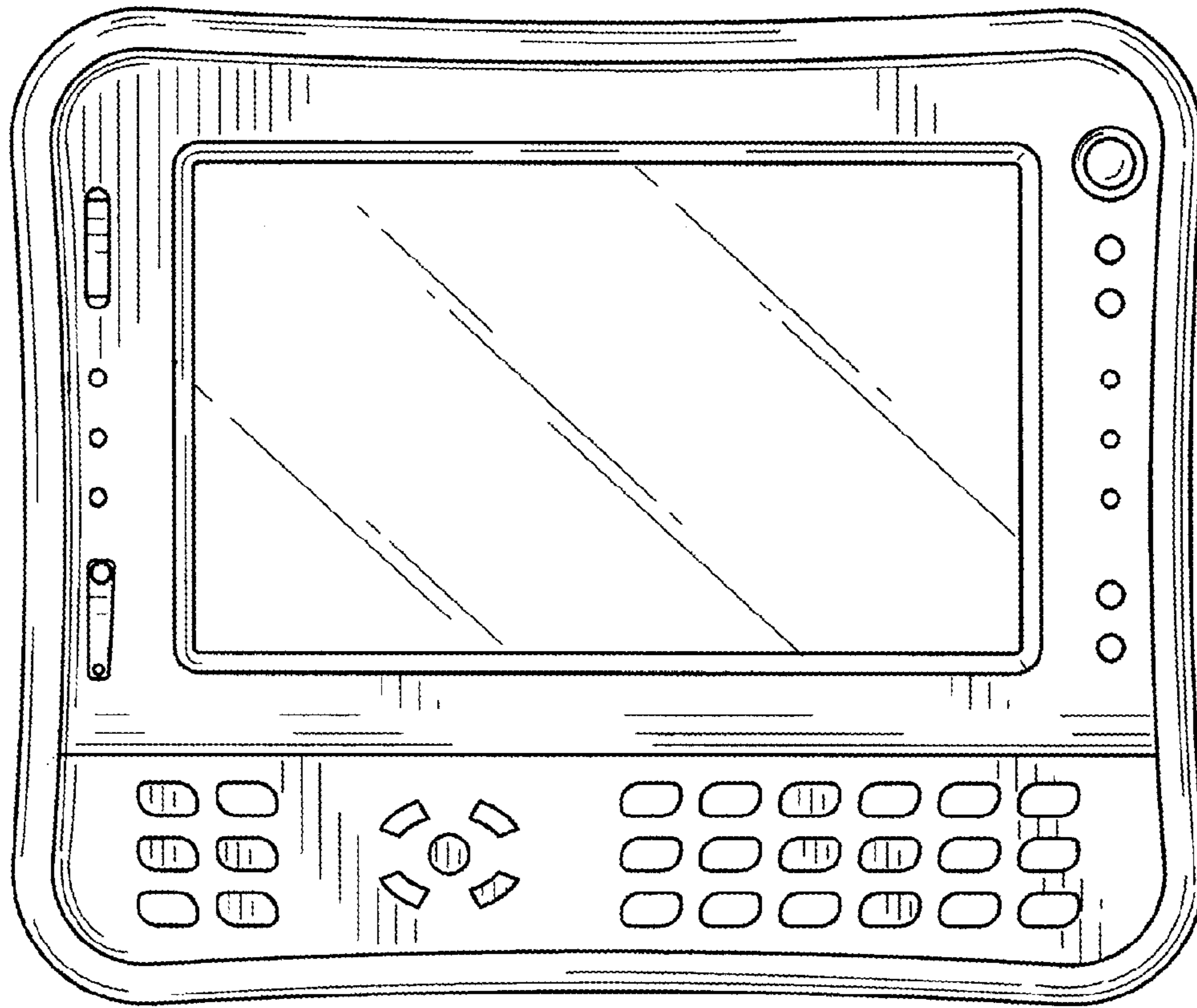


Fig.3.

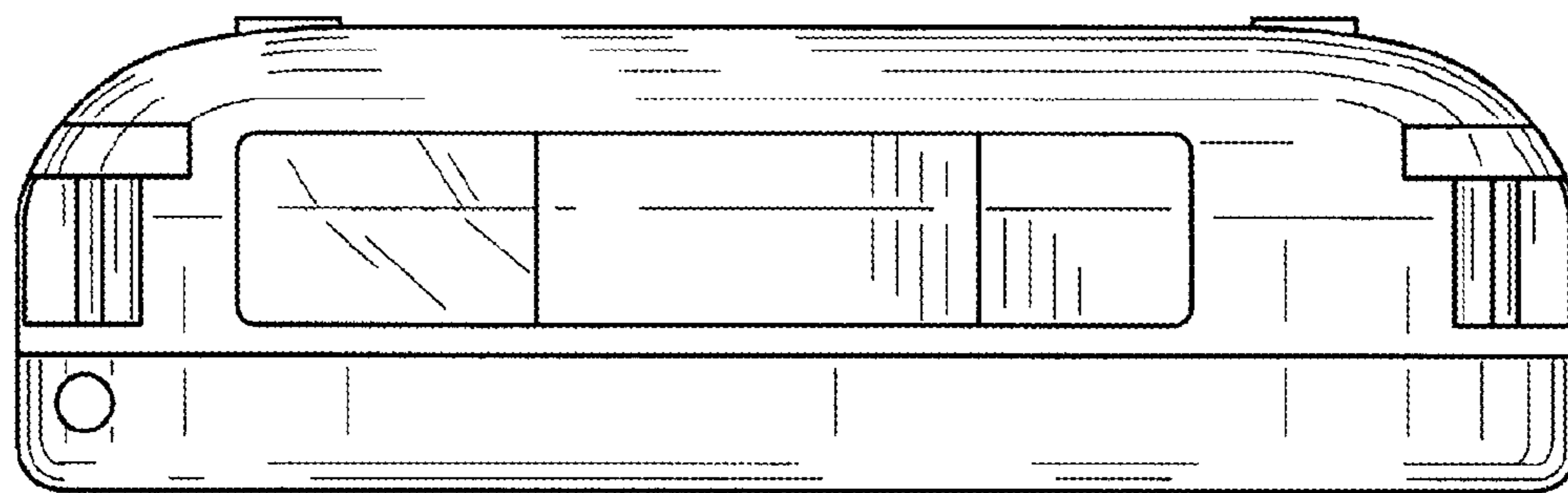


Fig.4.

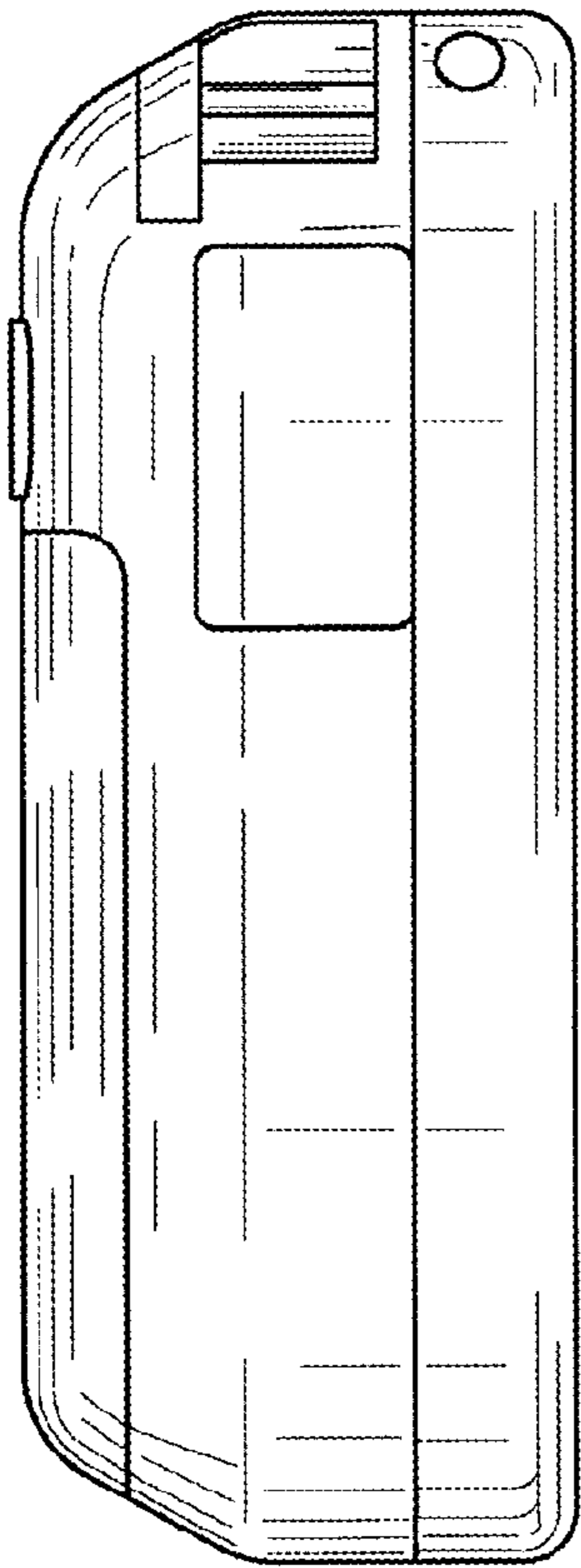


Fig. 5.

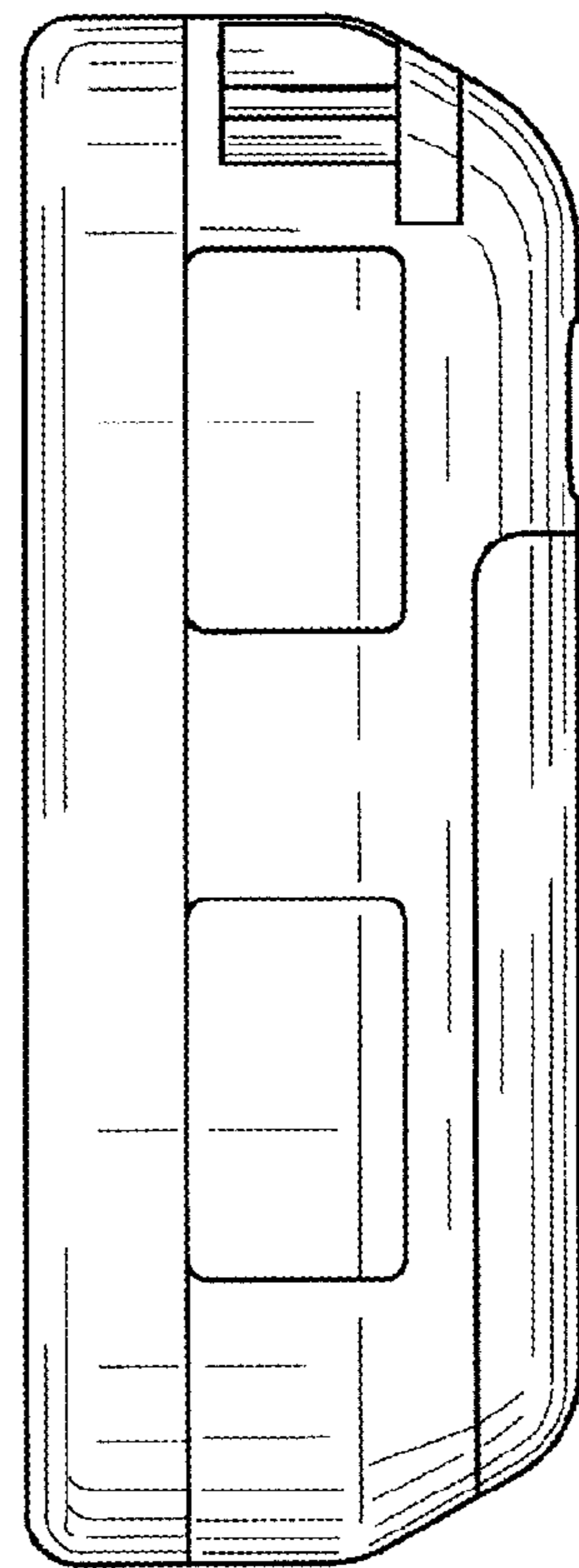


Fig. 6.

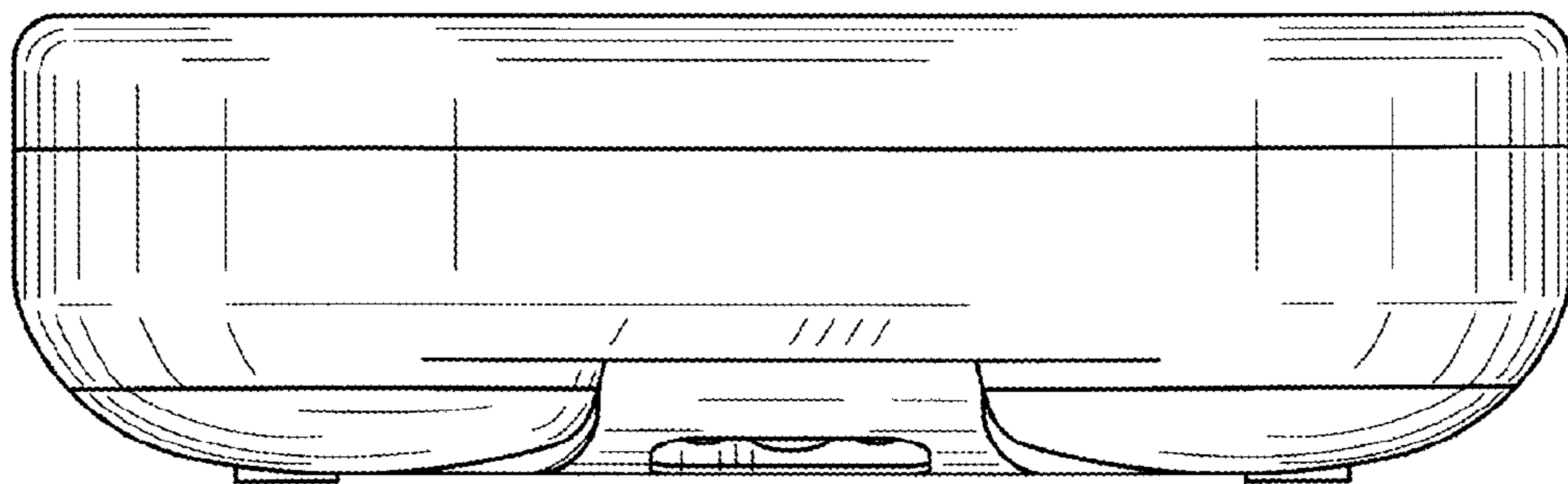


Fig. 7.

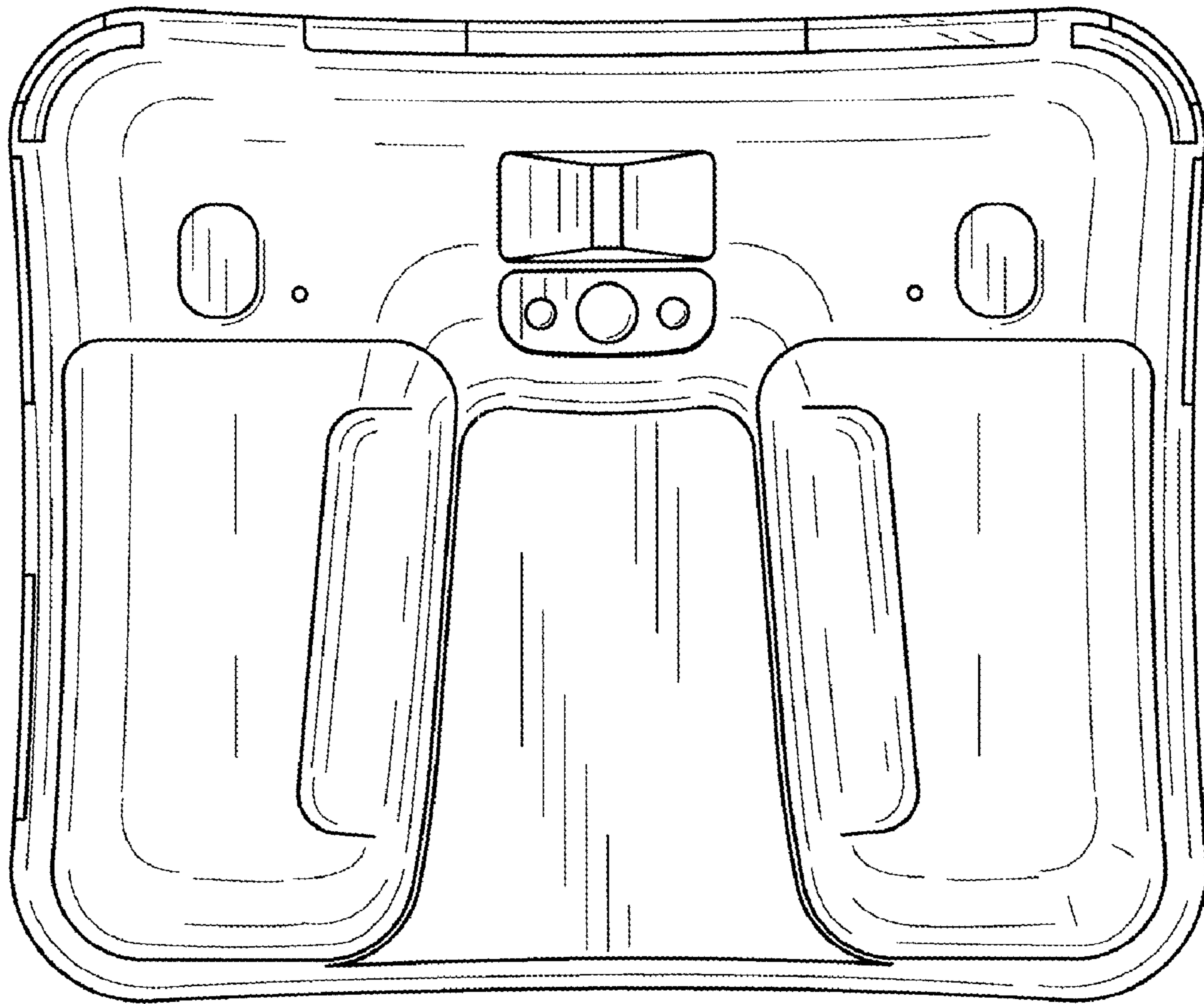


Fig. 8.