



US00D595284S

(12) **United States Design Patent**
Rouger

(10) **Patent No.:** **US D595,284 S**
(45) **Date of Patent:** **** Jun. 30, 2009**

(54) **CAMERA FOR A HANDSET**

(75) Inventor: **Benoit Rouger**, Helsinki (FI)

(73) Assignee: **Nokia Corporation**, Espoo (FI)

(**) Term: **14 Years**

(21) Appl. No.: **29/317,156**

(22) Filed: **Apr. 23, 2008**

(51) **LOC (9) Cl.** **14-03**

(52) **U.S. Cl.** **D14/248; D16/208**

(58) **Field of Classification Search** D14/137,
D14/138 AA, 138 AB, 138 AC, 138 AD,
D14/138 C, 138 G, 138 R, 147-148, 156,
D14/218, 247-248, 341-347, 390, 399, 455-456,
D14/496, 172, 188, 191, 192, 194, 207, 209.1,
D14/214, 219, 225; D16/208, 217, 218,
D16/219; D21/329, 331, 333, 517; 348/14.01-14.02;
361/814; 379/433.01-433.13; 455/90.3,
455/556.1-556.2, 566, 575.1, 575.3, 575.4;
D13/164, 168, 108; 439/165; 343/702; 345/167,
345/168, 169

See application file for complete search history.

(56) **References Cited**

U.S. PATENT DOCUMENTS

- D359,747 S * 6/1995 Furuno et al. D16/209
- D400,550 S * 11/1998 Inaba D16/209
- D415,185 S * 10/1999 Matsuda D16/218
- D544,851 S * 6/2007 Burns D14/138 AA
- D548,218 S * 8/2007 Hong et al. D14/138 AA
- D551,649 S * 9/2007 Moon et al. D14/138 AA
- D563,347 S * 3/2008 Park et al. D14/138 AB
- D564,482 S 3/2008 Rihu et al.
- D569,365 S * 5/2008 Shin et al. D14/138 AC
- D570,320 S * 6/2008 Lee et al. D14/138 AD
- D580,390 S * 11/2008 Kim et al. D14/138 R

- D585,411 S * 1/2009 Eaton D14/138 G
- 2008/0242381 A1 * 10/2008 Hyun et al. 455/575.4
- 2008/0261659 A1 * 10/2008 Jang et al. 455/566

FOREIGN PATENT DOCUMENTS

- WO DM/068449 * 12/2006
- WO DM/070806 * 9/2008

* cited by examiner

Primary Examiner—Ian Simmons

Assistant Examiner—Carlajobe Wright

(74) *Attorney, Agent, or Firm*—Banner & Witcoff, Ltd.

(57) **CLAIM**

The ornamental design for a camera for a handset, as shown and described.

DESCRIPTION

FIG. 1 is a front view of a camera for a handset showing my new design;

FIG. 2 is a bottom view thereof;

FIG. 3 is a right side view thereof;

FIG. 4 is a left side view thereof;

FIG. 5 is a top view thereof;

FIG. 6 is a front view of another embodiment of a camera for a handset showing my new design;

FIG. 7 is a bottom view thereof;

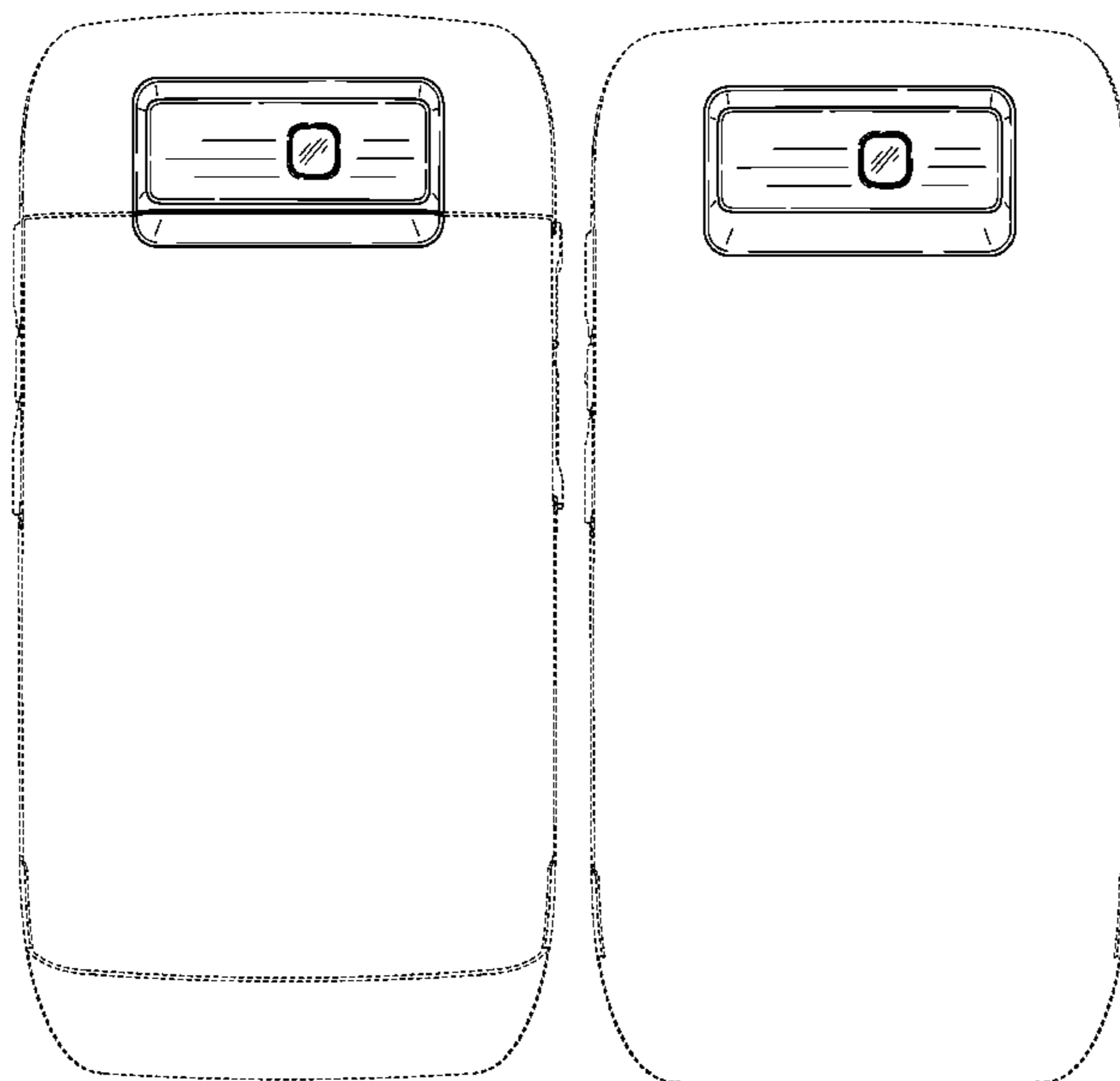
FIG. 8 is a right side view thereof;

FIG. 9 is a left side view thereof; and,

FIG. 10 is a top view thereof.

The broken line showing of the remainder of the handset is for illustrative purposes only and forms no part of the claimed design.

1 Claim, 6 Drawing Sheets






FIG. 1




FIG. 2




FIG. 3




FIG. 4




FIG. 5




FIG. 6

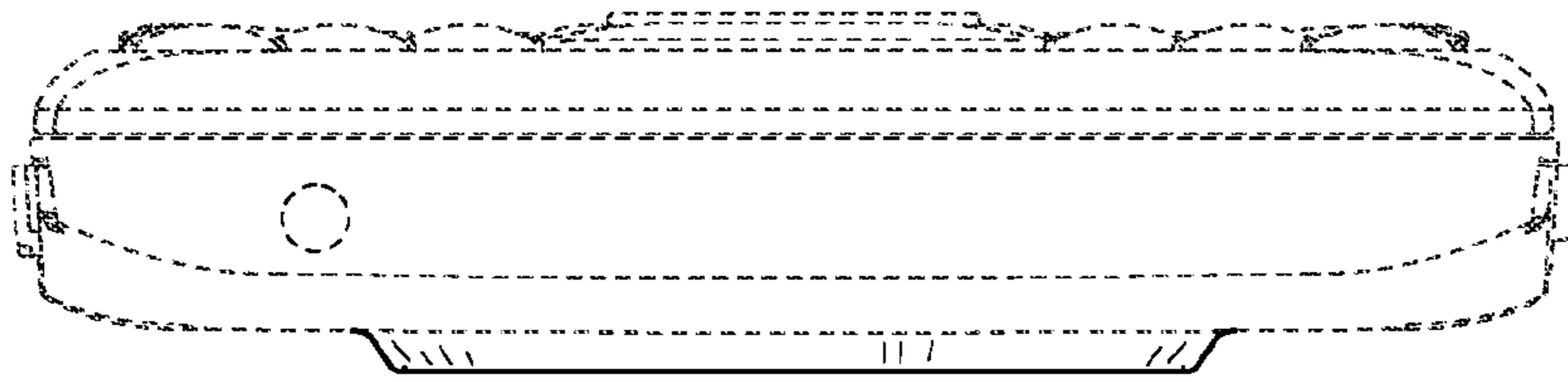


FIG. 7




FIG. 8




FIG. 9




FIG. 10