

US00D595260S

(12) **United States Design Patent**  
**Takahata**

(10) **Patent No.:** **US D595,260 S**  
(45) **Date of Patent:** **\*\* Jun. 30, 2009**

- (54) **INTERPHONE**
- (75) Inventor: **Koutarou Takahata**, Nagoya (JP)
- (73) Assignee: **Aiphone Co., Ltd.**, Nagoya-Shi (JP)
- (\*\*) Term: **14 Years**
- (21) Appl. No.: **29/319,551**
- (22) Filed: **Jun. 11, 2008**
- (51) **LOC (9) Cl.** ..... **14-03**
- (52) **U.S. Cl.** ..... **D14/159**
- (58) **Field of Classification Search** ..... D14/162,  
D14/159, 130, 158, 142; D13/177; 713/182;  
455/575.2; 379/176, 167.14, 167.05, 156,  
379/155; 348/156; 340/326  
See application file for complete search history.

- D535,268 S \* 1/2007 Holger ..... D14/130
- D561,733 S \* 2/2008 Reeves et al. .... D14/159
- D561,734 S \* 2/2008 Yamada et al. .... D14/159
- D562,306 S \* 2/2008 Jeong et al. .... D14/159

\* cited by examiner

*Primary Examiner*—Cathron C Brooks  
*Assistant Examiner*—Austin Murphy  
(74) *Attorney, Agent, or Firm*—Burr & Brown

(57) **CLAIM**

The ornamental design for an interphone, as shown and described.

**DESCRIPTION**

FIG. 1 is front perspective view of an interphone illustrating my new design;  
FIG. 2 a front elevational view thereof;  
FIG. 3 is a rear elevational view thereof;  
FIG. 4 is a left side elevational view thereof;  
FIG. 5 is a right side elevational view thereof;  
FIG. 6 is a top plan view thereof; and,  
FIG. 7 is a bottom plan view thereof.  
The broken lines shown in FIG. 3 form no part of the claimed design.

(56) **References Cited**

U.S. PATENT DOCUMENTS

- D394,656 S \* 5/1998 Kato et al. .... D14/159
- D469,420 S \* 1/2003 Parsadayan ..... D14/159
- D491,551 S \* 6/2004 Matsui et al. .... D14/159
- D505,127 S \* 5/2005 Yoshida et al. .... D14/159
- D509,820 S \* 9/2005 Yoshida et al. .... D14/159
- D519,100 S \* 4/2006 Shioya et al. .... D14/159
- D520,488 S \* 5/2006 Fabrizi ..... D14/159
- D522,490 S \* 6/2006 Yukikado et al. .... D14/159
- D531,160 S \* 10/2006 Yukikado et al. .... D14/159

**1 Claim, 6 Drawing Sheets**

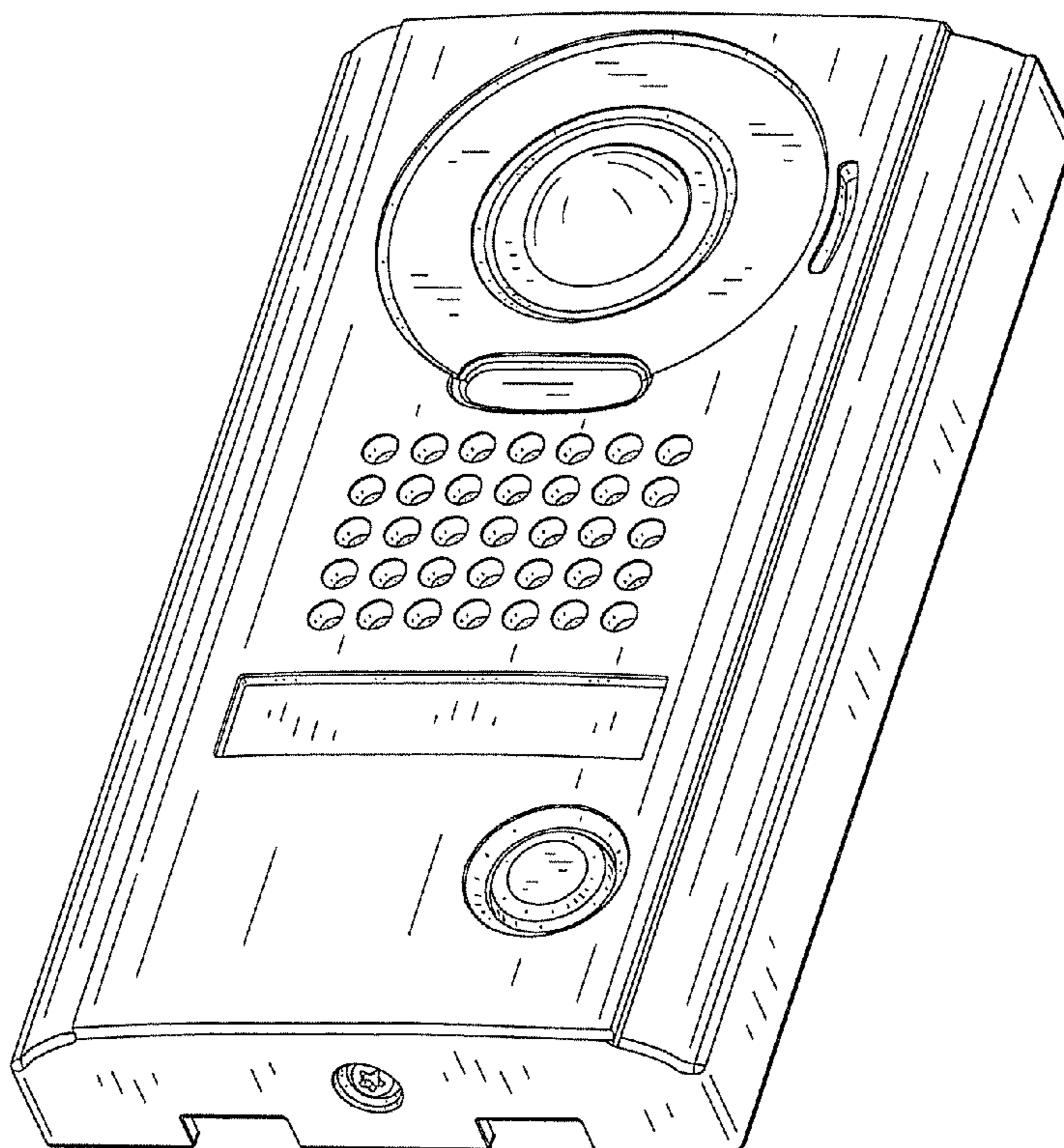


FIG. 1

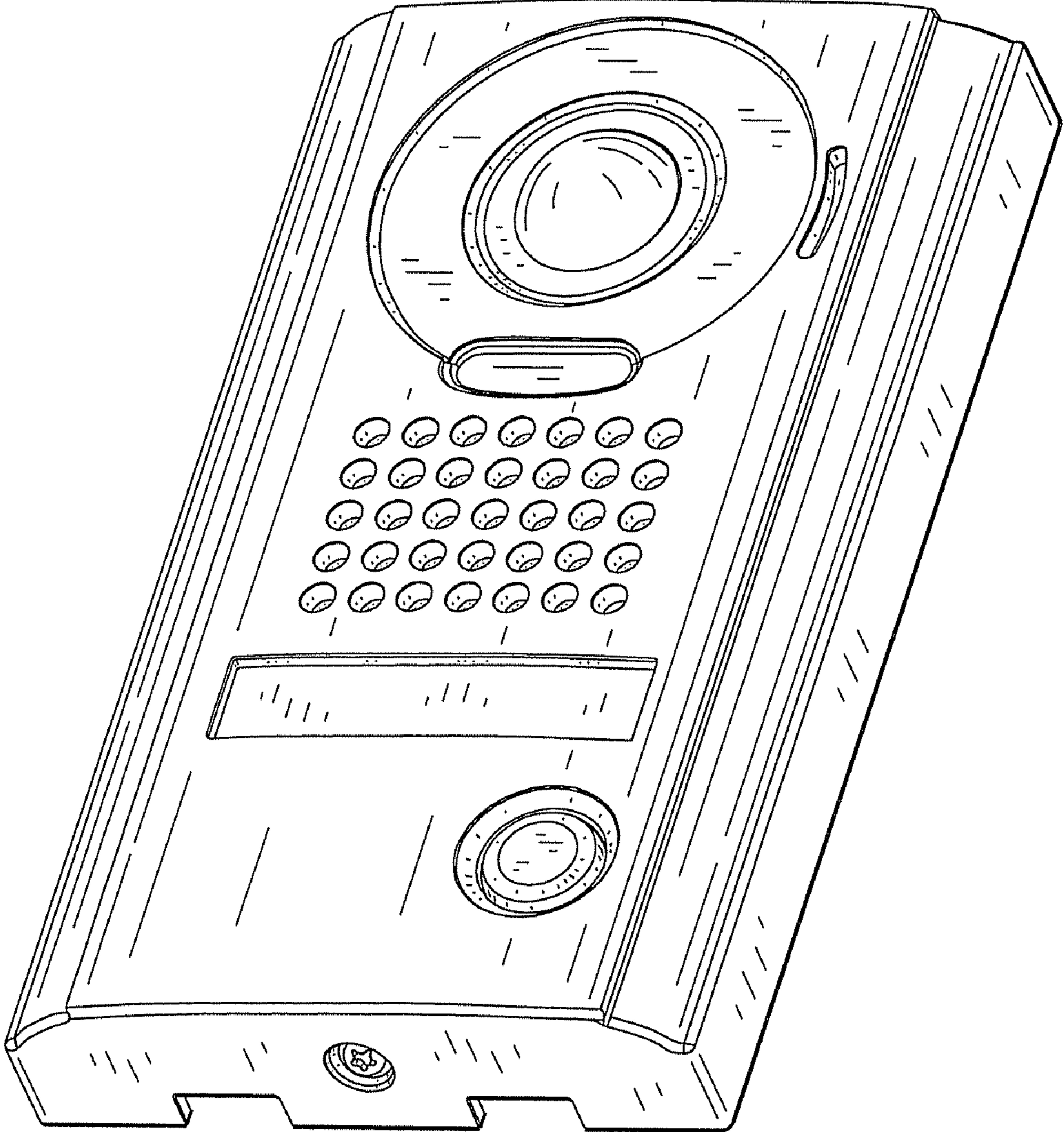


FIG. 2

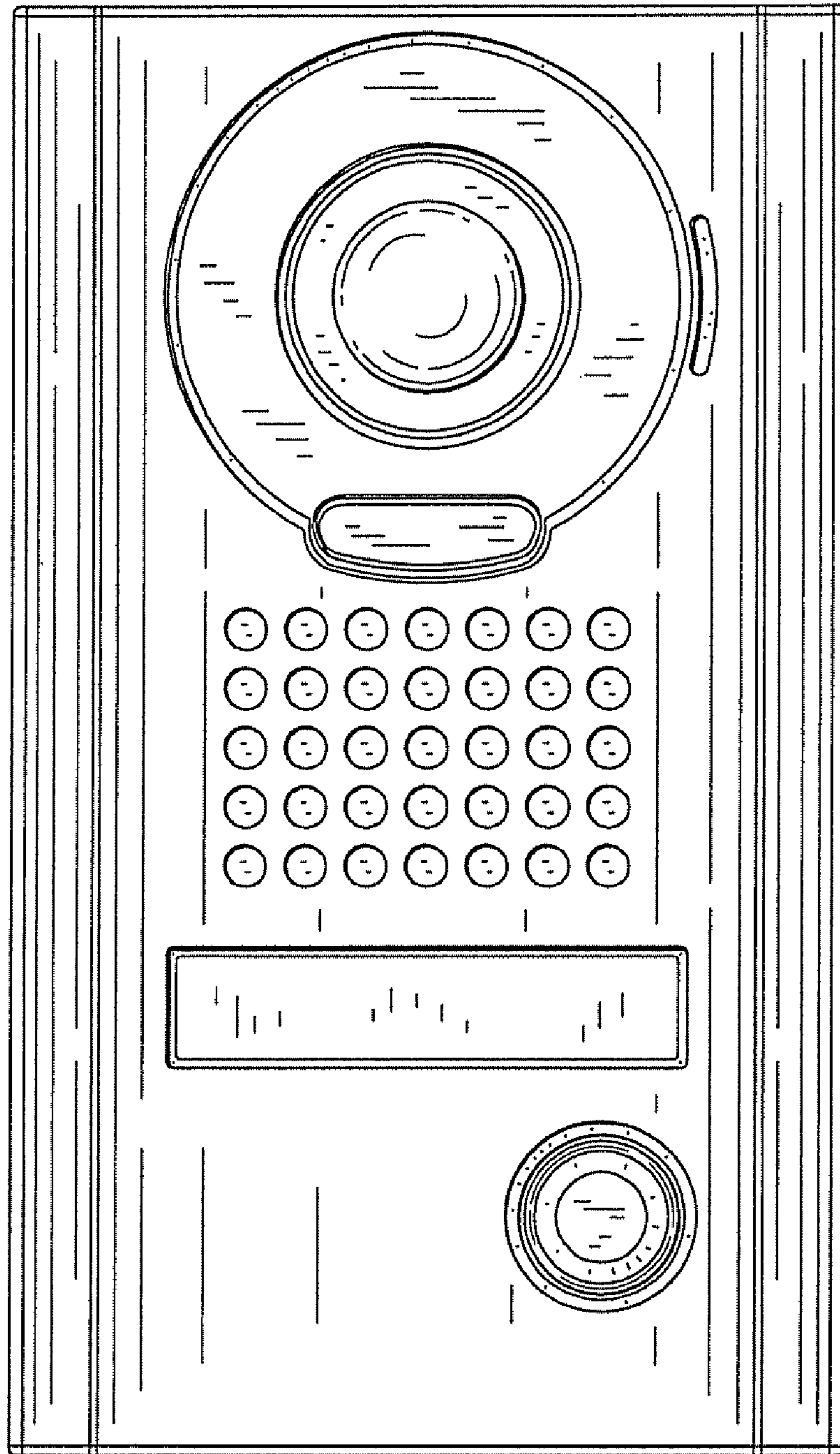



FIG. 3



# FIG. 4

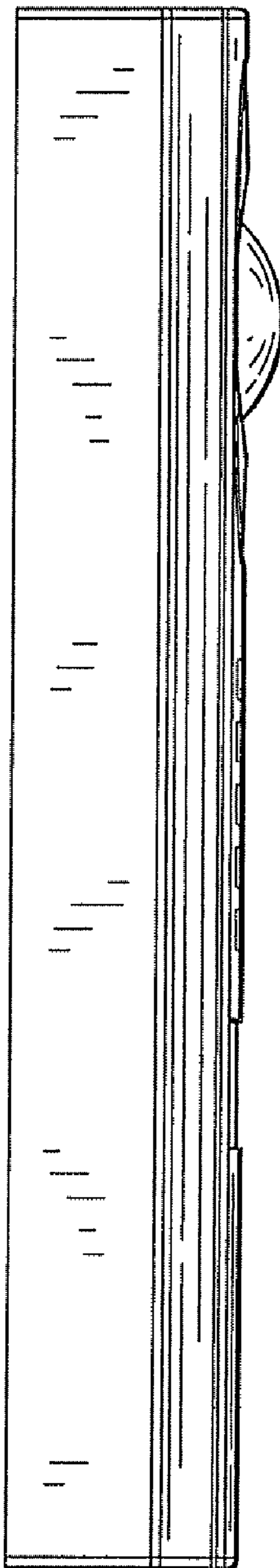


FIG. 5




FIG. 6

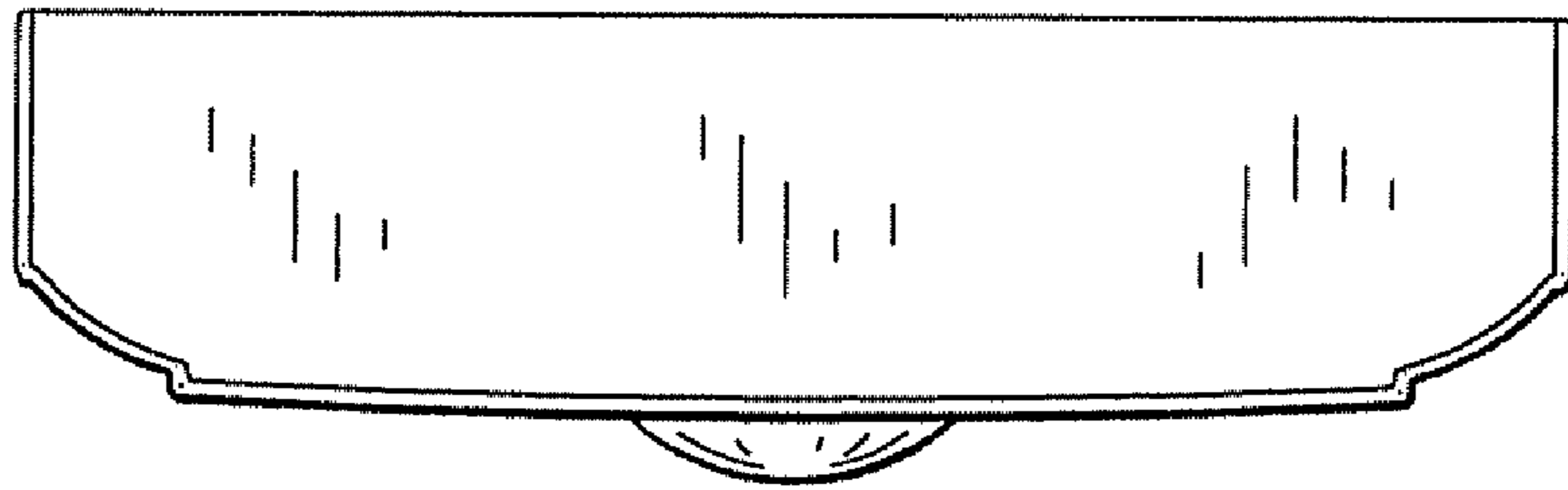


FIG. 7

