



US00D595236S

(12) **United States Design Patent**
Andre et al.

(10) **Patent No.:** **US D595,236 S**
(45) **Date of Patent:** **** Jun. 30, 2009**

(54) **CABLE**

(75) Inventors: **Bartley K. Andre**, Menlo Park, CA (US); **Daniel J. Coster**, San Francisco, CA (US); **Daniele De Iuliis**, San Francisco, CA (US); **Richard P. Howarth**, San Francisco, CA (US); **Jonathan P. Ive**, San Francisco, CA (US); **Duncan Robert Kerr**, San Francisco, CA (US); **Shin Nishibori**, Portola Valley, CA (US); **Matthew Dean Rohrbach**, San Francisco, CA (US); **Peter Russell-Clarke**, San Francisco, CA (US); **Douglas B. Satzger**, Menlo Park, CA (US); **Christopher J. Stringer**, Woodside, CA (US); **Eugene Antony Whang**, San Francisco, CA (US); **Rico Zorkendorfer**, San Francisco, CA (US)

(73) Assignee: **Apple Inc.**, Cupertino, CA (US)

(**) Term: **14 Years**

(21) Appl. No.: **29/331,005**

(22) Filed: **Jan. 16, 2009**

Related U.S. Application Data

(62) Division of application No. 29/284,334, filed on Sep. 5, 2007, now Pat. No. Des. 585,384.

(51) **LOC (9) Cl.** **13-03**

(52) **U.S. Cl.** **D13/154; D13/133; D13/153**

(58) **Field of Classification Search** D13/133, D13/146, 147, 154, 156; 439/447, 483, 606-610, 439/668, 669, 675, 676, 680, 687, 750
See application file for complete search history.

(56) **References Cited**

U.S. PATENT DOCUMENTS

5,117,479	A *	5/1992	Erdman et al.	385/136
5,547,399	A *	8/1996	Naghi et al.	439/623
D390,189	S *	2/1998	Stadler	D13/138.1
D405,049	S *	2/1999	Huang et al.	D13/133
D407,369	S *	3/1999	Cormack	D13/133
D473,848	S *	4/2003	Zheng et al.	D13/147

D509,797	S *	9/2005	Milan	D13/133
D513,605	S *	1/2006	Lin	D13/133
D516,036	S *	2/2006	Nishio et al.	D13/147
D525,199	S *	7/2006	Lin	D13/133
D543,949	S *	6/2007	Victor	D13/154
D553,089	S *	10/2007	Victor	D13/147
D556,134	S *	11/2007	Lee et al.	D13/133
D561,112	S *	2/2008	Victor	D13/154
D564,971	S *	3/2008	Victor	D13/153
D569,810	S *	5/2008	Victor	D13/154
D571,296	S *	6/2008	Kuo et al.	D13/147

* cited by examiner

Primary Examiner—Daniel D Bui

Assistant Examiner—Thomas J Johannes

(74) *Attorney, Agent, or Firm*—Sterne Kessler Goldstein & Fox P.L.L.C.

(57) **CLAIM**

The ornamental design for a cable, as shown and described.

DESCRIPTION

FIG. 1 is a perspective view of a cable showing our new design.

FIG. 2 is a top plan view thereof;

FIG. 3 is a bottom plan view thereof;

FIG. 4 is a side view of a portion, enlarged and shown separately for clarity, of the cable of FIGS. 1 through 3;

FIG. 5 is a front view thereof;

FIG. 6 is a rear view thereof;

FIG. 7 is a rear perspective thereof;

FIG. 8 is a side view of another portion, enlarged and shown separately for clarity, of the cable of FIGS. 1 through 3;

FIG. 9 is a rear view thereof;

FIG. 10 is a front view thereof;

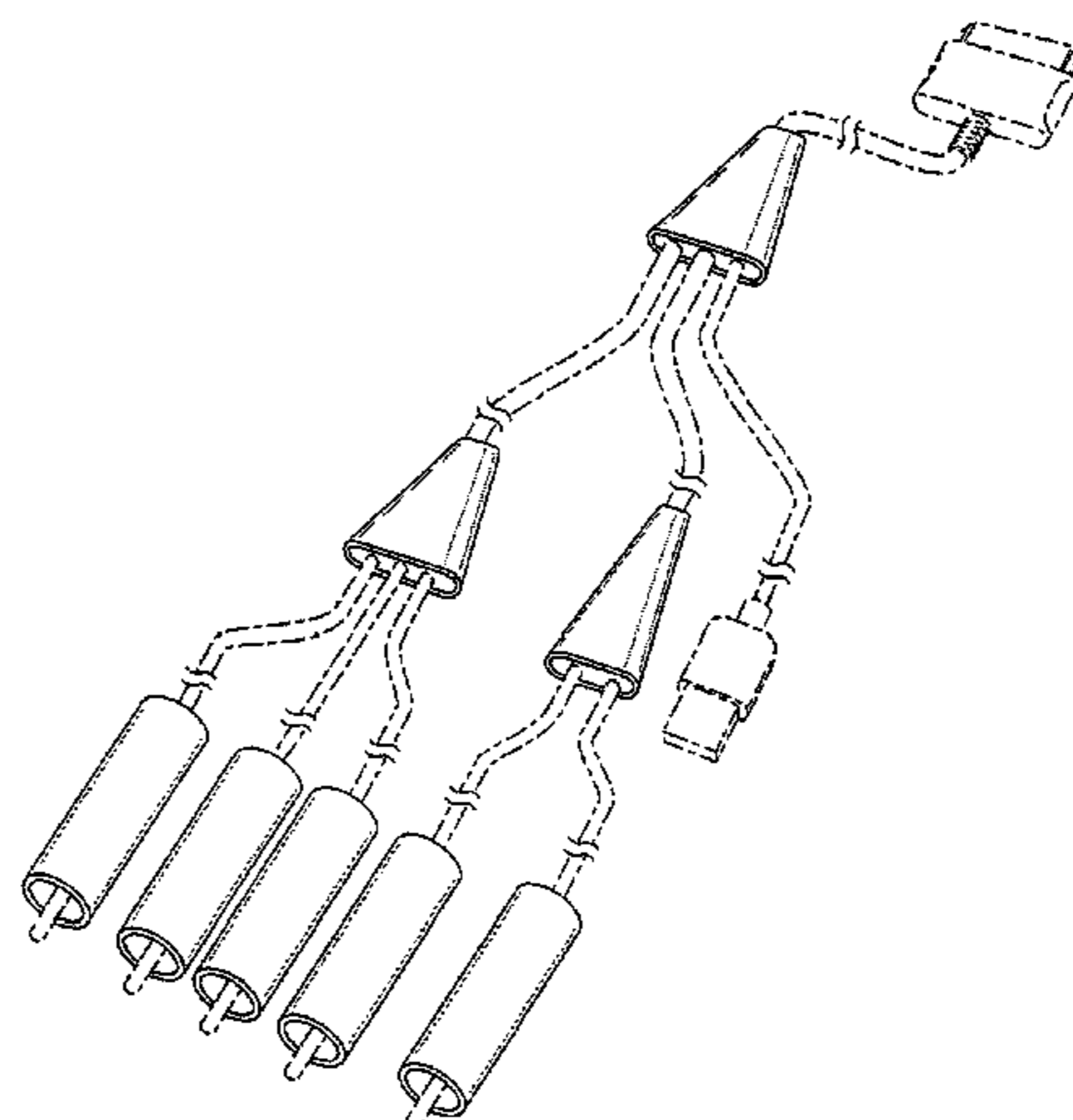
FIG. 11 is a side view of another portion, enlarged and shown separately for clarity, of the cable of FIGS. 1 through 3;

FIG. 12 is a rear view thereof; and,

FIG. 13 is a front view thereof.

The dash-dot broken lines in the Figures are for environmental purposes only and form no part of the claimed design.

1 Claim, 6 Drawing Sheets



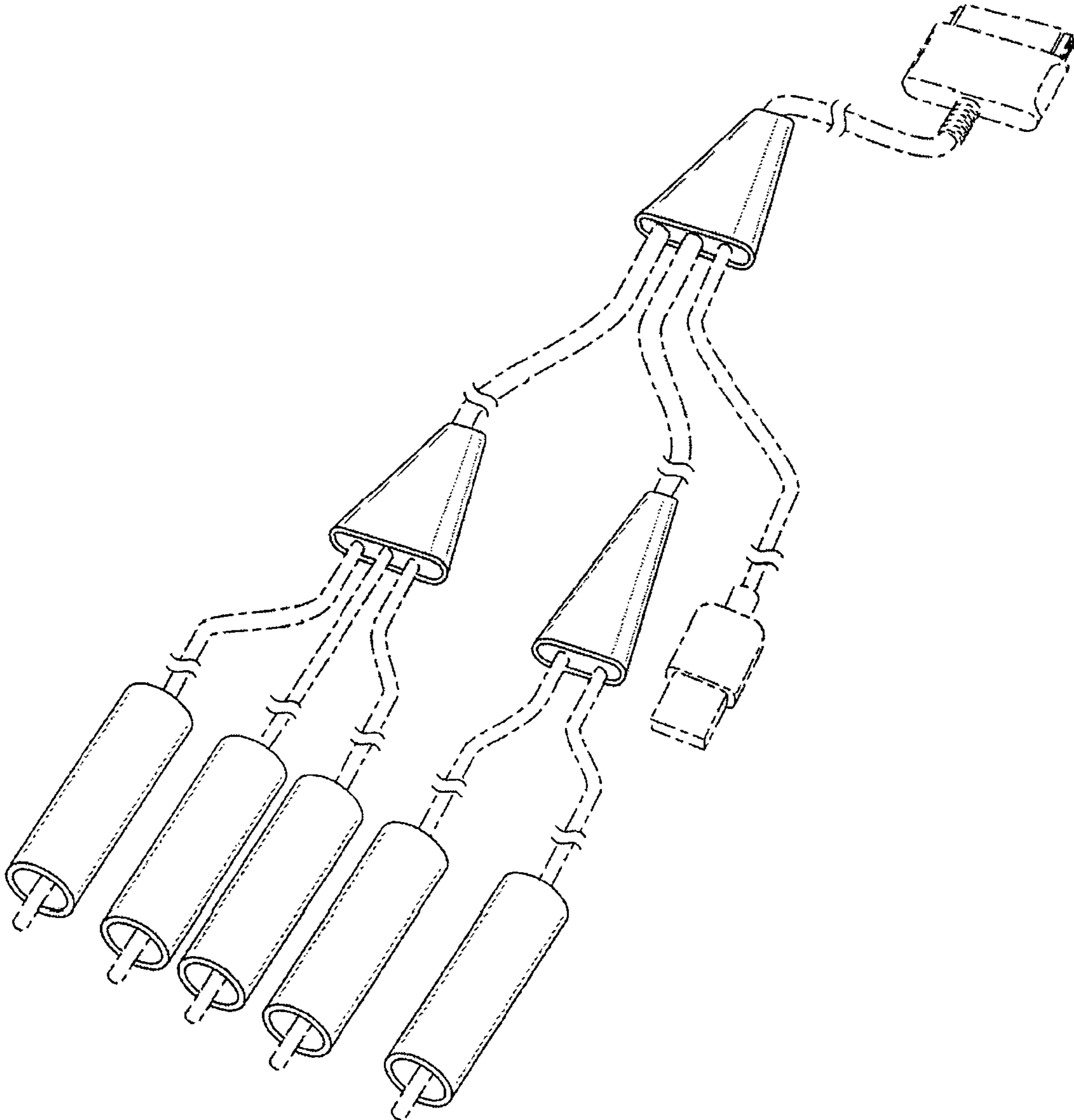


Fig. 1

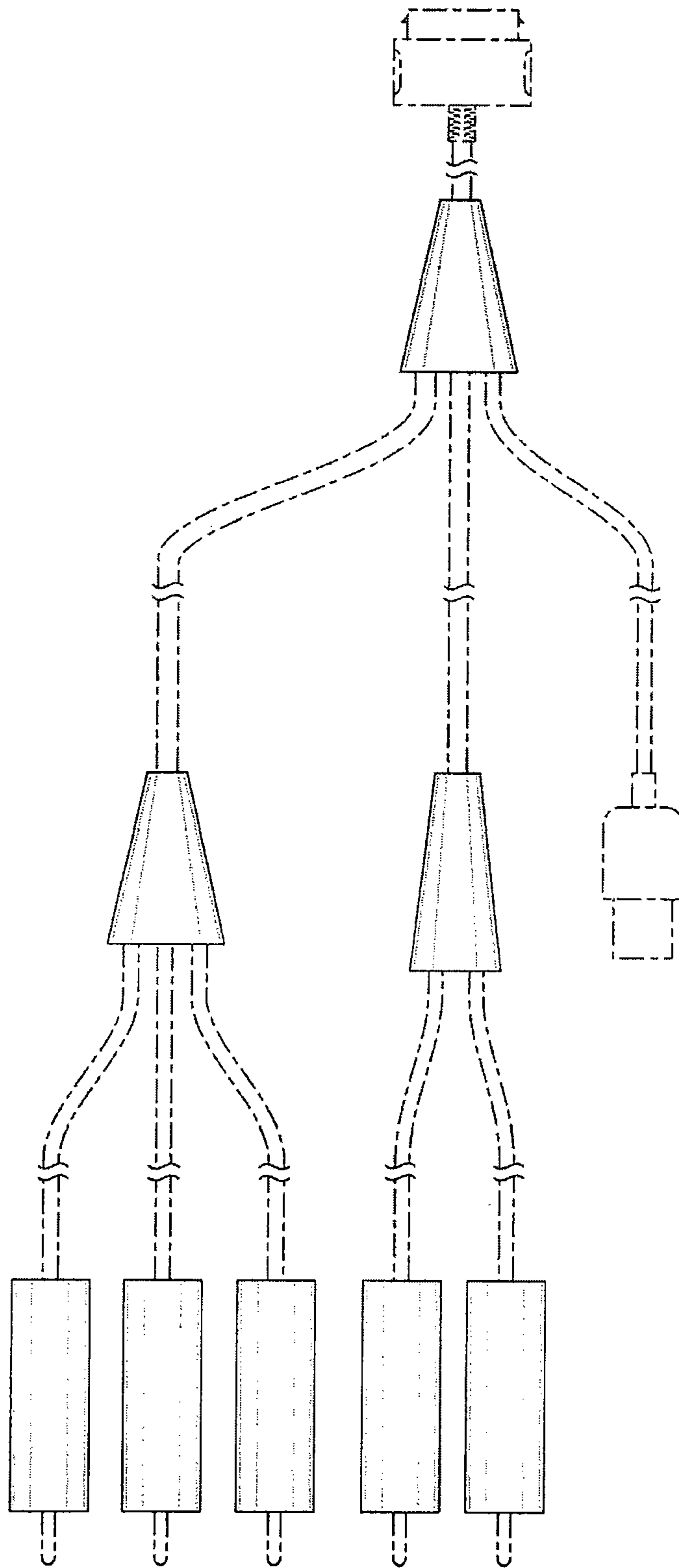


Fig. 2

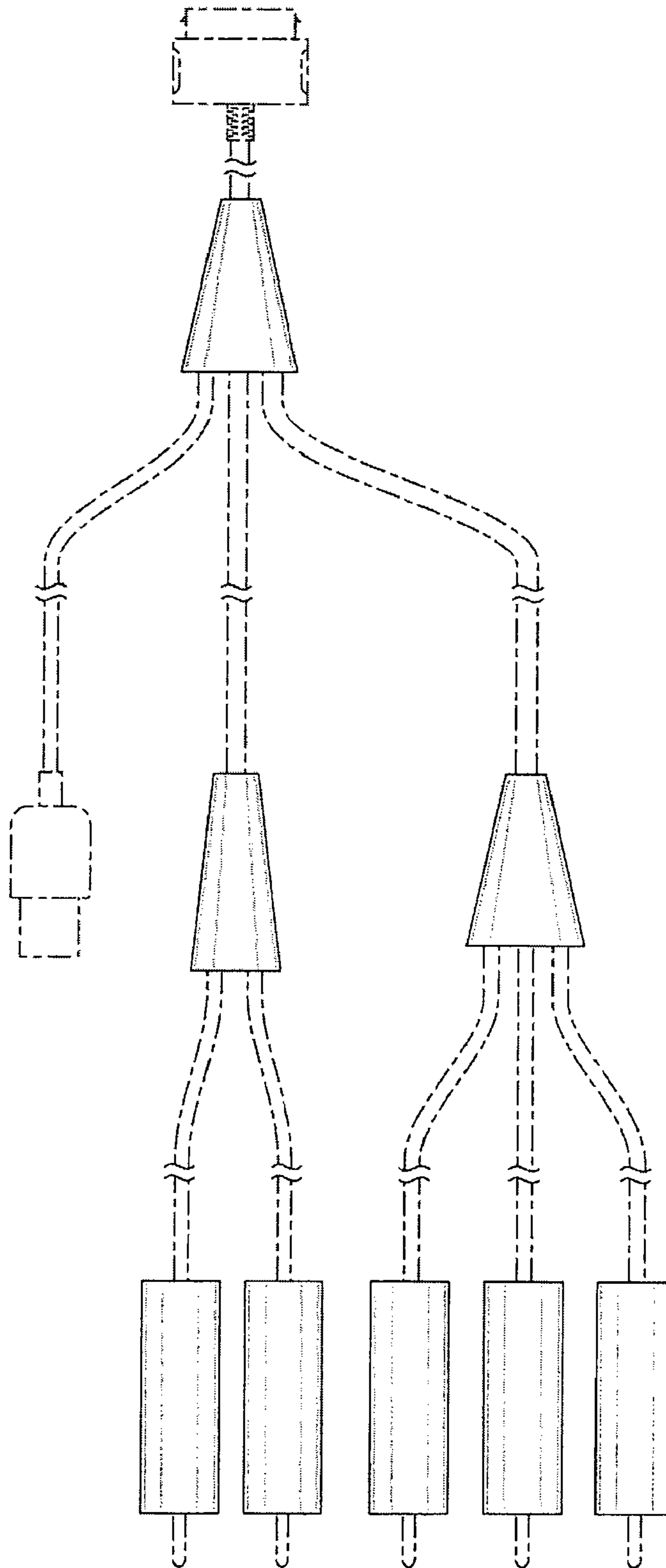


Fig. 3




Fig. 4

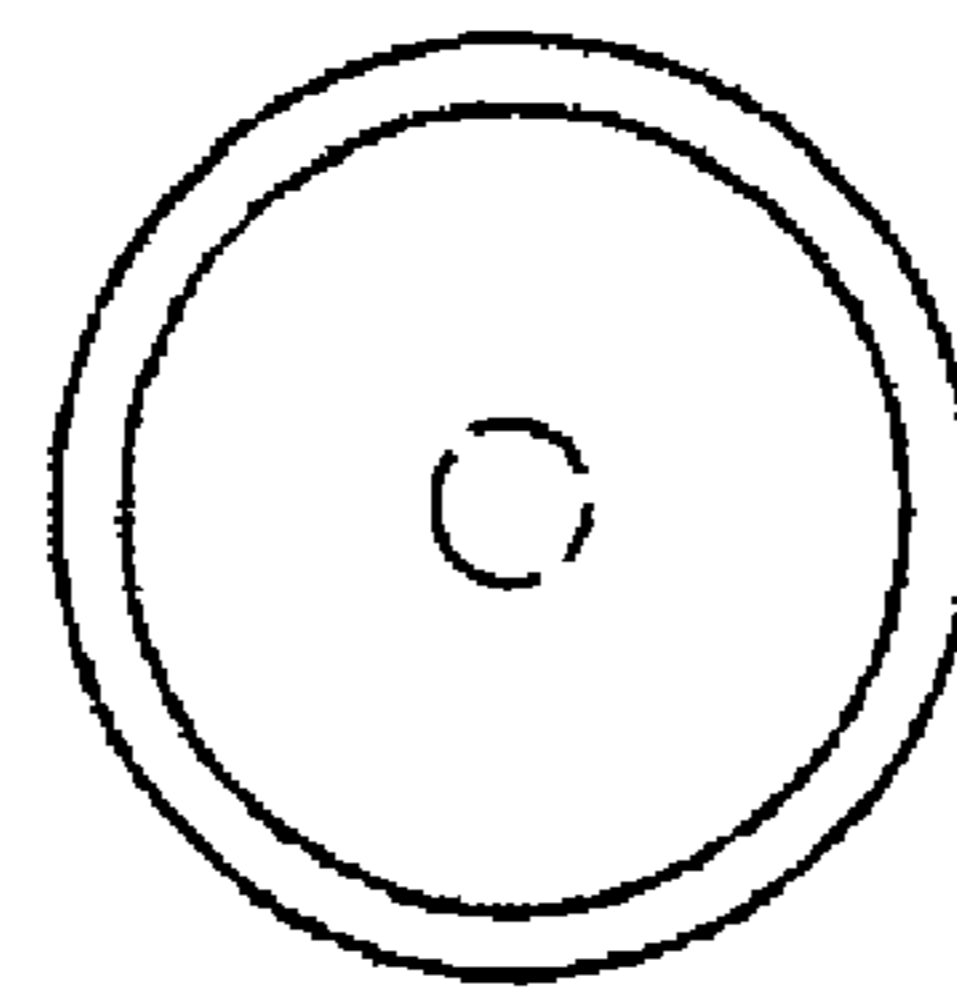


Fig. 5

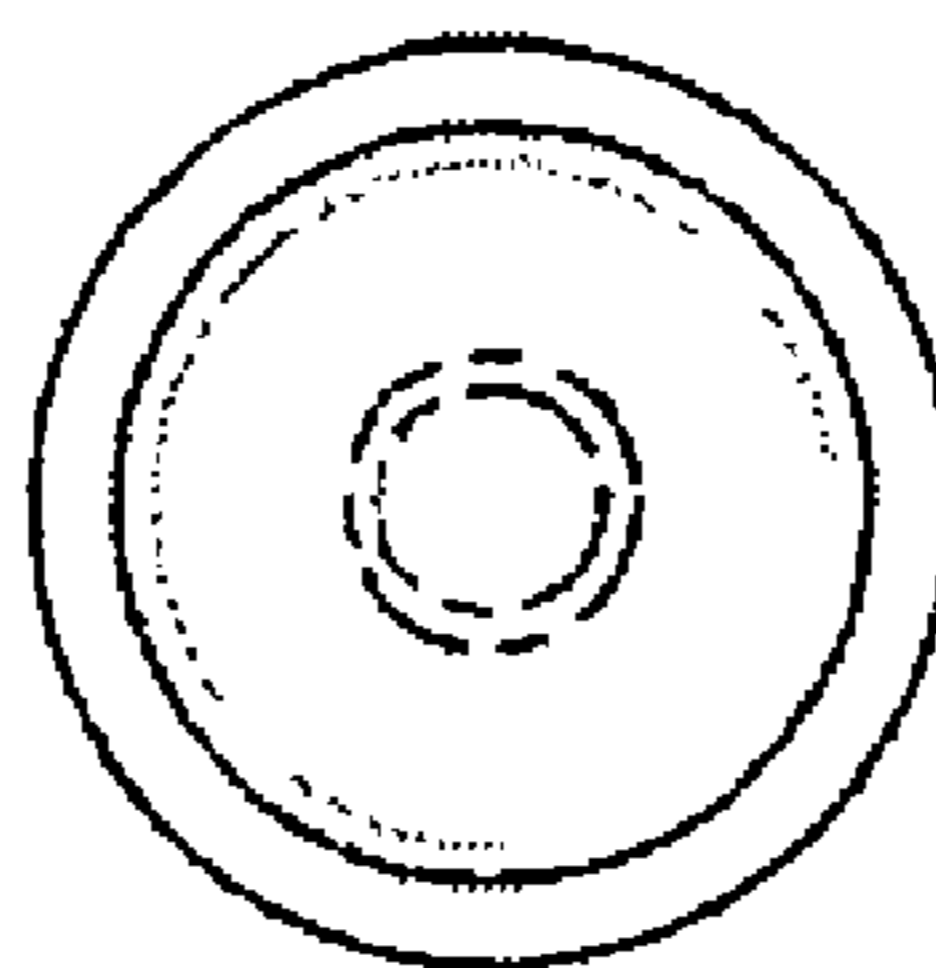


Fig. 6

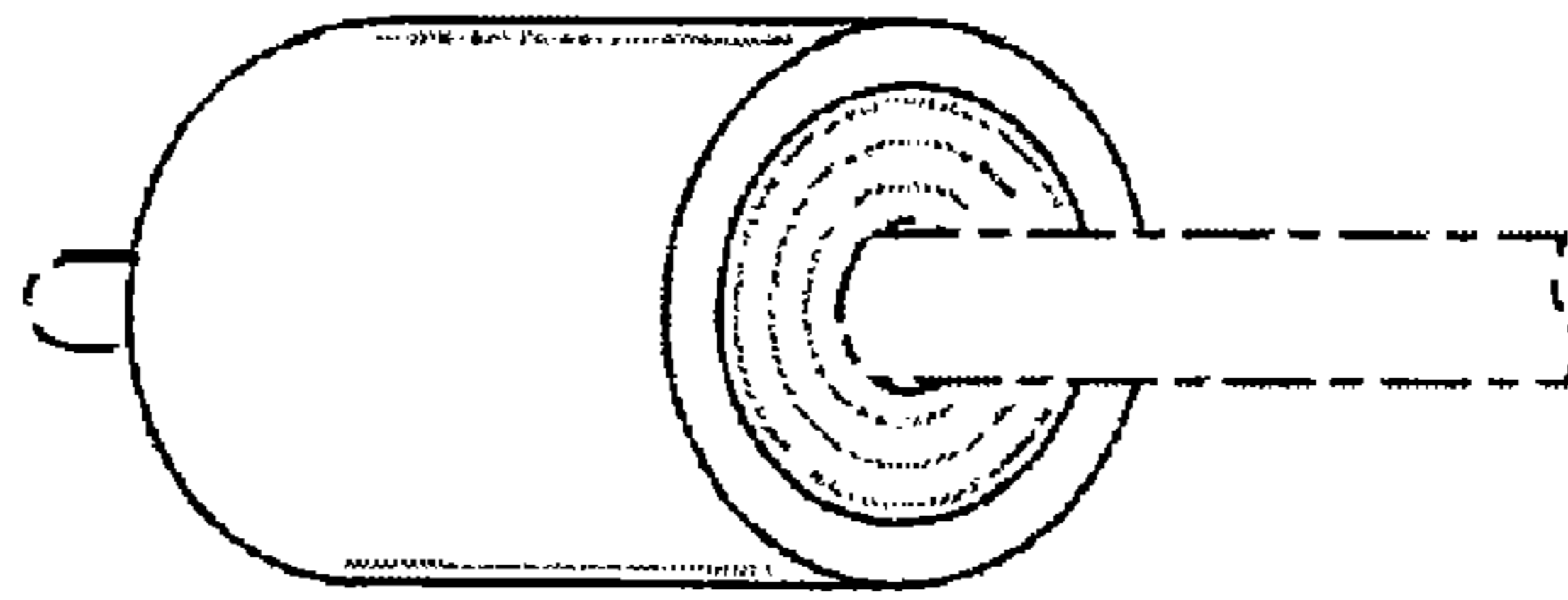


Fig. 7




Fig. 8

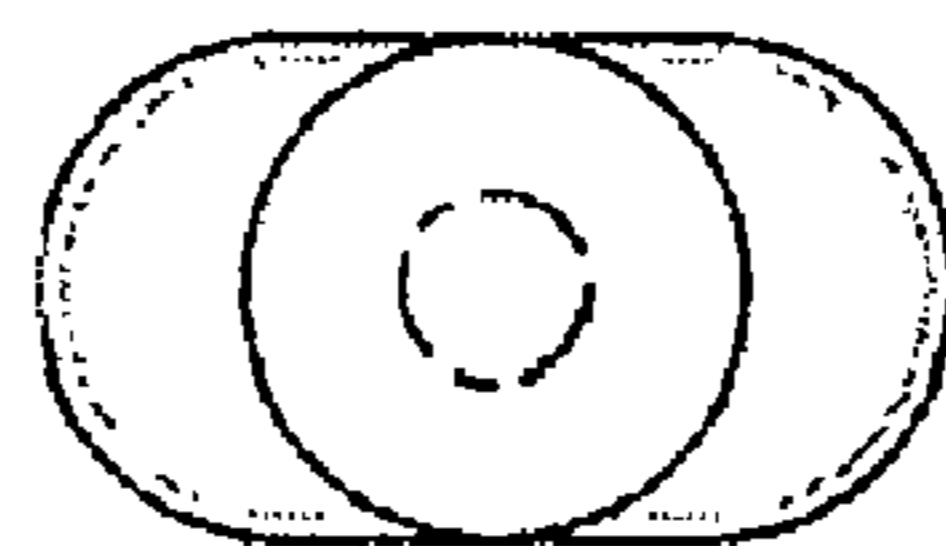


Fig. 9



Fig. 10




Fig. 11

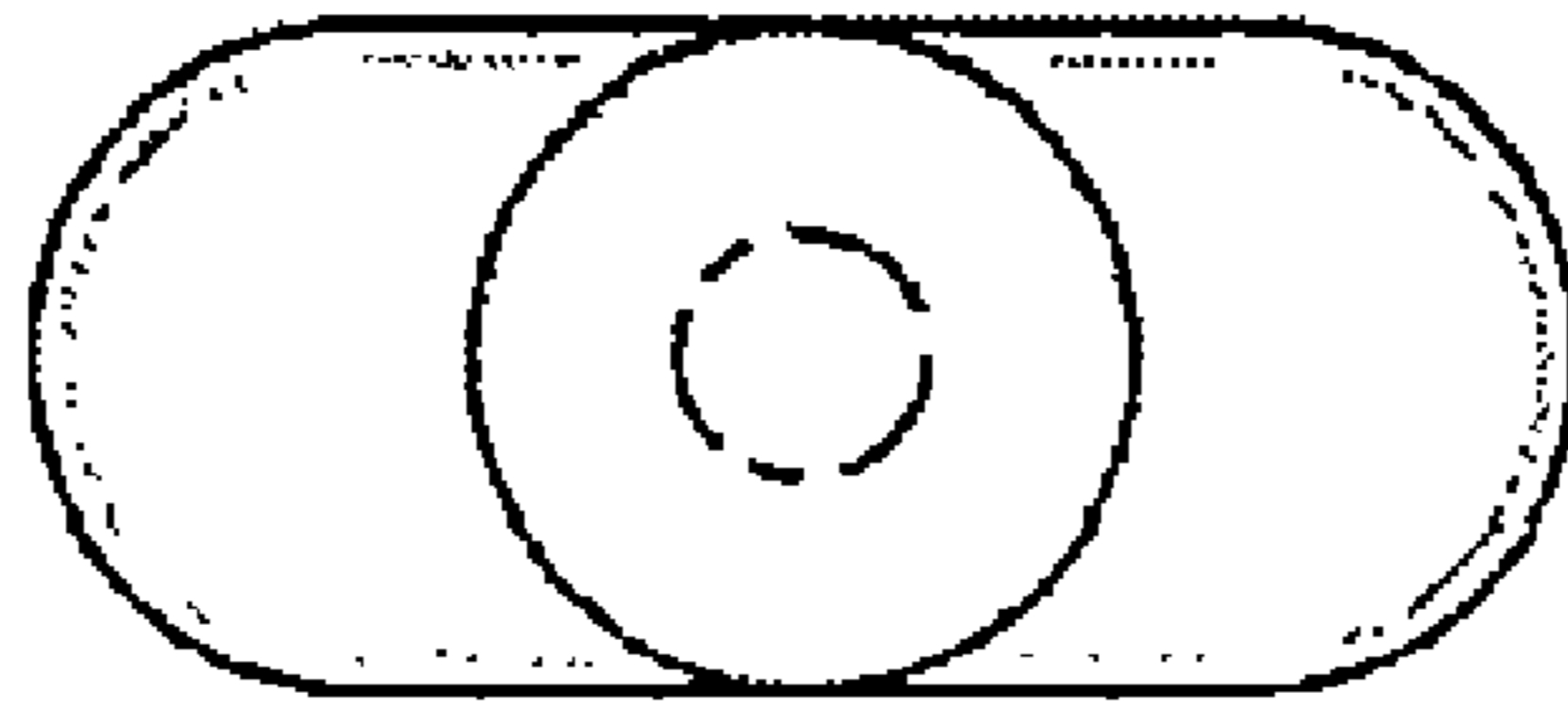


Fig. 12

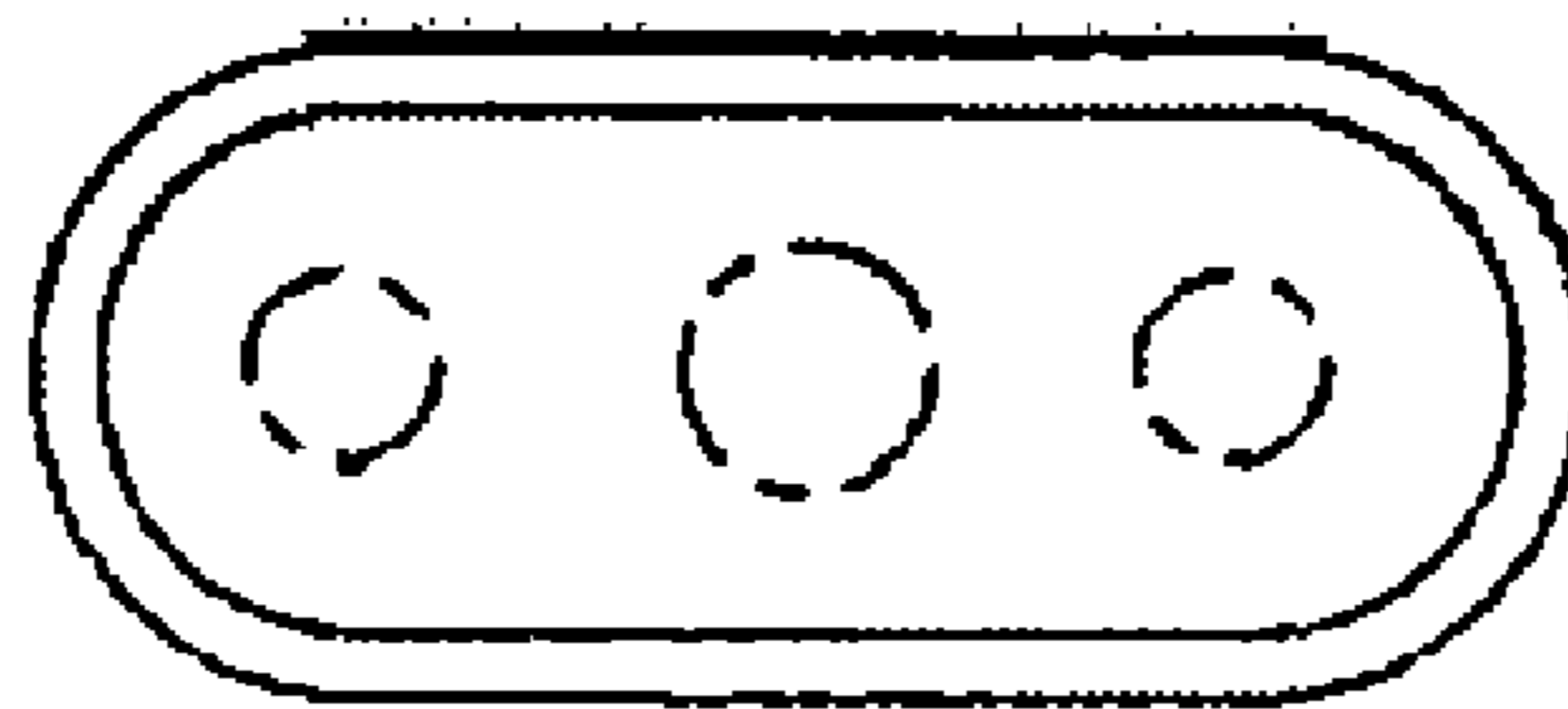


Fig. 13