

US00D595225S

(12) **United States Design Patent**  
**Juva**

(10) **Patent No.:** **US D595,225 S**  
(45) **Date of Patent:** **\*\* Jun. 30, 2009**

(54) **FREQUENCY CONVERTER**

(75) Inventor: **Jari Jussi Ilmari Juva**, Turku (FI)

(73) Assignee: **Vacon Oyj**, Vaasa (FI)

(\*\*) Term: **14 Years**

(21) Appl. No.: **29/299,855**

(22) Filed: **Jan. 4, 2008**

(51) **LOC (9) Cl.** ..... **13-02**

(52) **U.S. Cl.** ..... **D13/110**

(58) **Field of Classification Search** ..... D13/110,  
D13/101, 123, 162, 184, 199; D14/348,  
D14/349, 353, 357, 358; 361/600, 601, 707,  
361/715, 730; 363/15, 35

See application file for complete search history.

(56) **References Cited**

**U.S. PATENT DOCUMENTS**

D365,082 S *	12/1995	Cook et al.	.....	D13/110
D376,785 S *	12/1996	Ikeda et al.	.....	D13/110
D403,301 S *	12/1998	Lehmann et al.	.....	D13/110
D409,139 S *	5/1999	Cornell et al.	.....	D13/110
D410,624 S *	6/1999	Loh	.....	D13/110
D438,176 S *	2/2001	Cornu	.....	D13/162
D449,817 S *	10/2001	Takeuchi et al.	.....	D13/110
D455,399 S *	4/2002	Imamura et al.	.....	D13/110
D455,714 S *	4/2002	Kim	.....	D13/110

6,407,931 B1 *	6/2002	Yonce et al.	.....	361/816
6,650,559 B1 *	11/2003	Okamoto et al.	.....	363/141
2005/0126811 A1 *	6/2005	Hirota et al.	.....	174/50.54

\* cited by examiner

*Primary Examiner*—Prabhakar Deshmukh

*Assistant Examiner*—Derrick Holland

(74) *Attorney, Agent, or Firm*—Victor N. King; Speckman Law Group PLLC.

(57) **CLAIM**

The ornamental design for a frequency converter, as shown and described.

**DESCRIPTION**

FIG. 1 is a front perspective view of a frequency converter showing my new design;

FIG. 2 is a front view thereof;

FIG. 3 is a rear view thereof;

FIG. 4 is a right side view thereof;

FIG. 5 is a left side view thereof;

FIG. 6 is a top plan view thereof; and,

FIG. 7 is a bottom plan view thereof.

The broken lines shown represent unclaimed subject matter and form no part of the claimed design.

**1 Claim, 4 Drawing Sheets**





FIG. 1



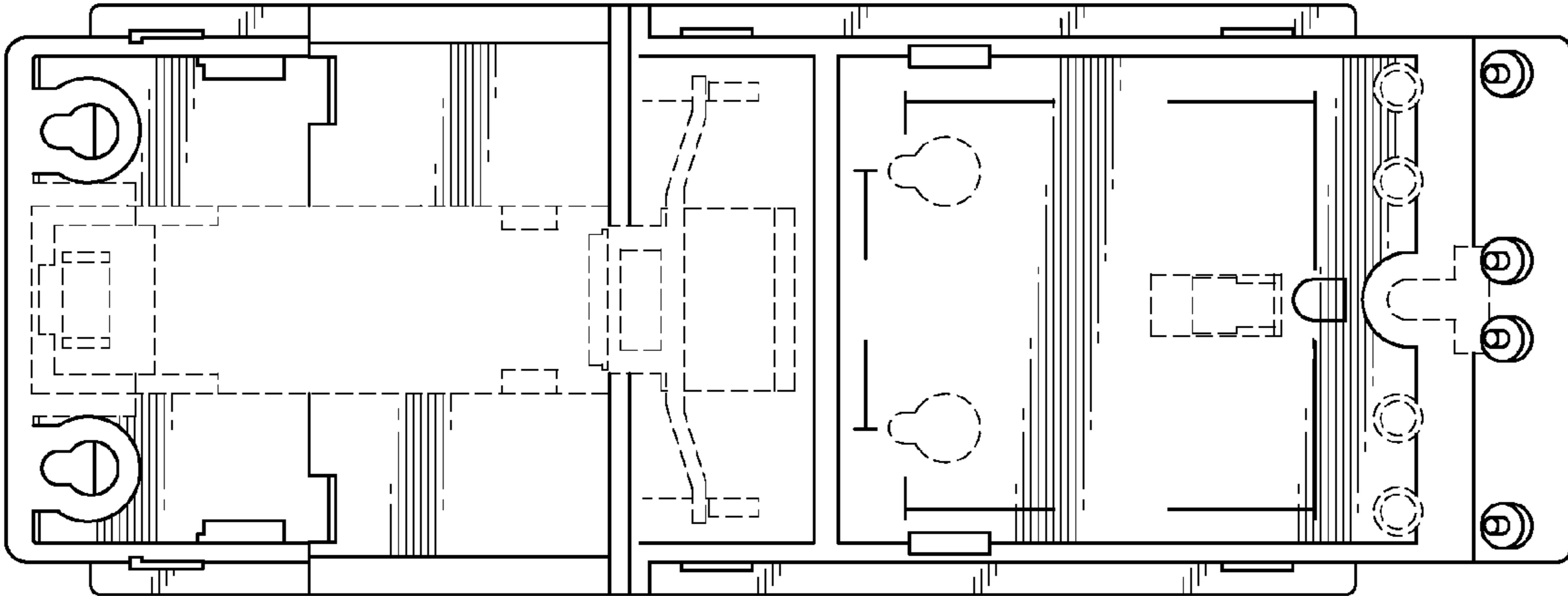


FIG. 3

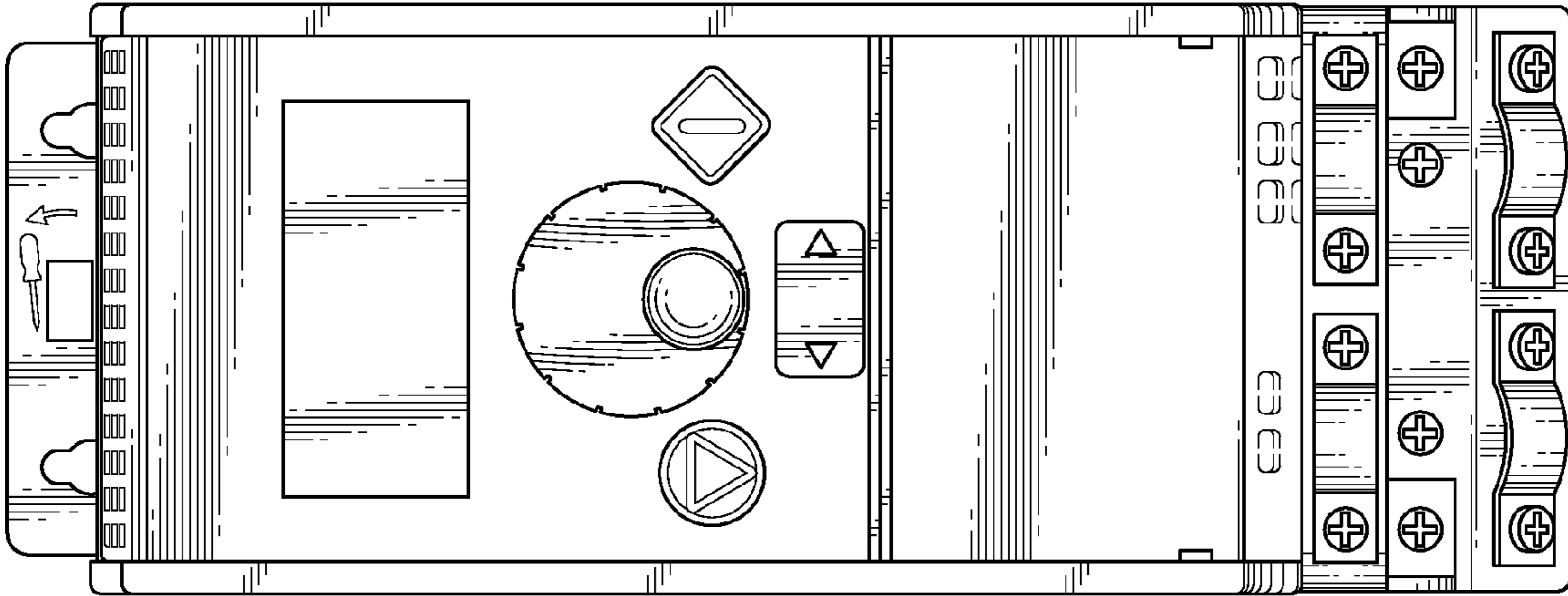


FIG. 2

FIG. 5

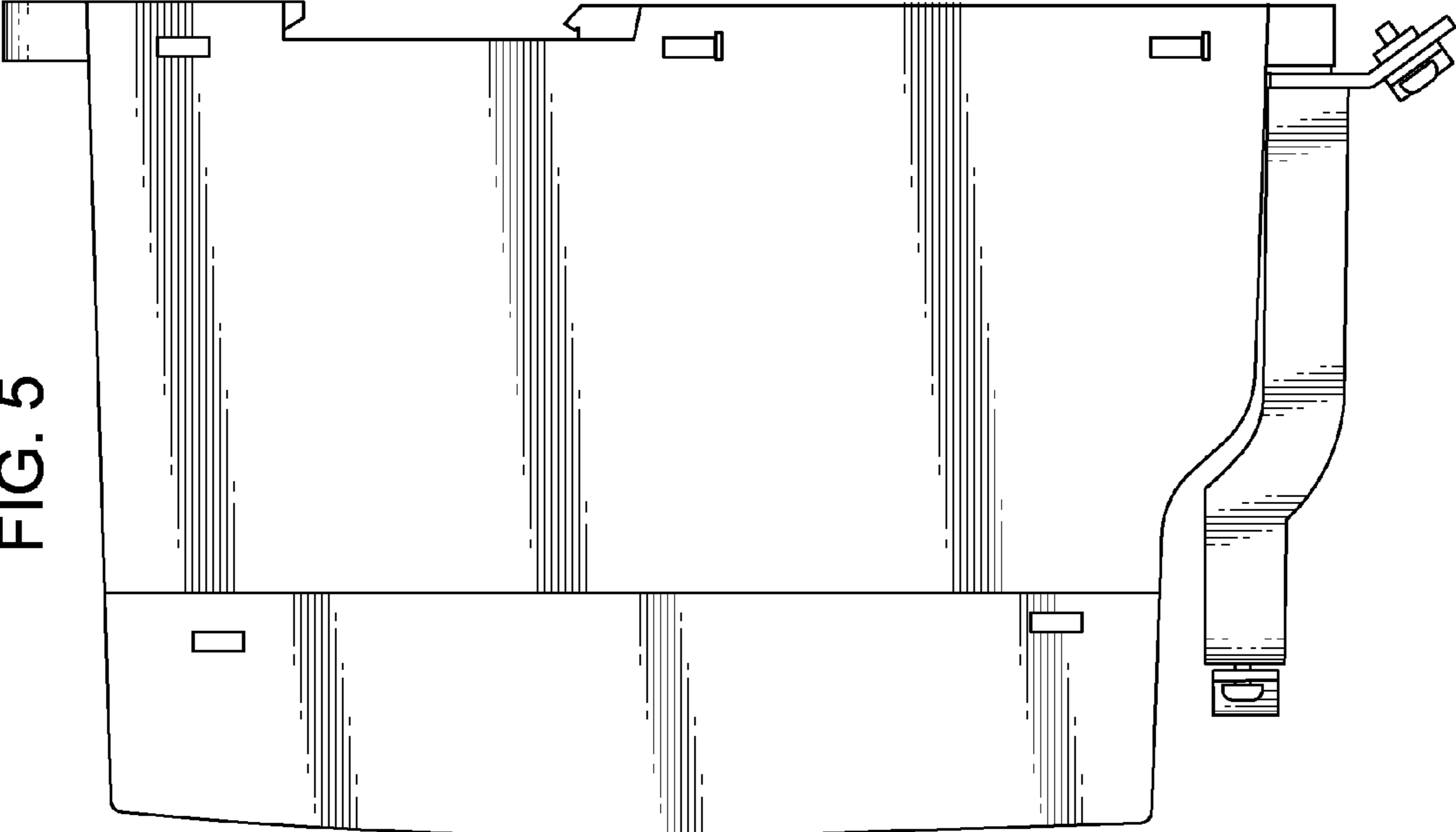


FIG. 4

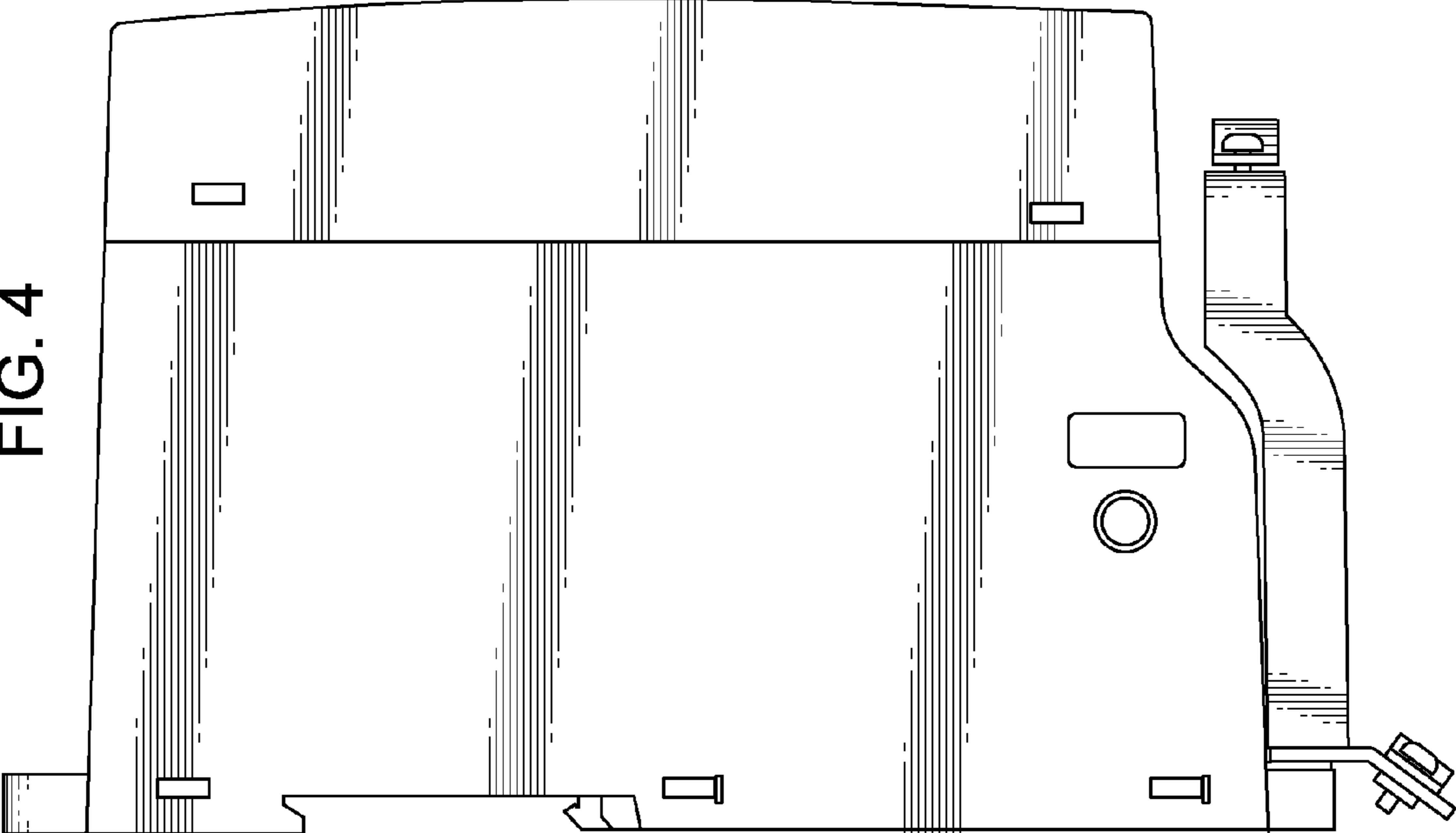


FIG. 6

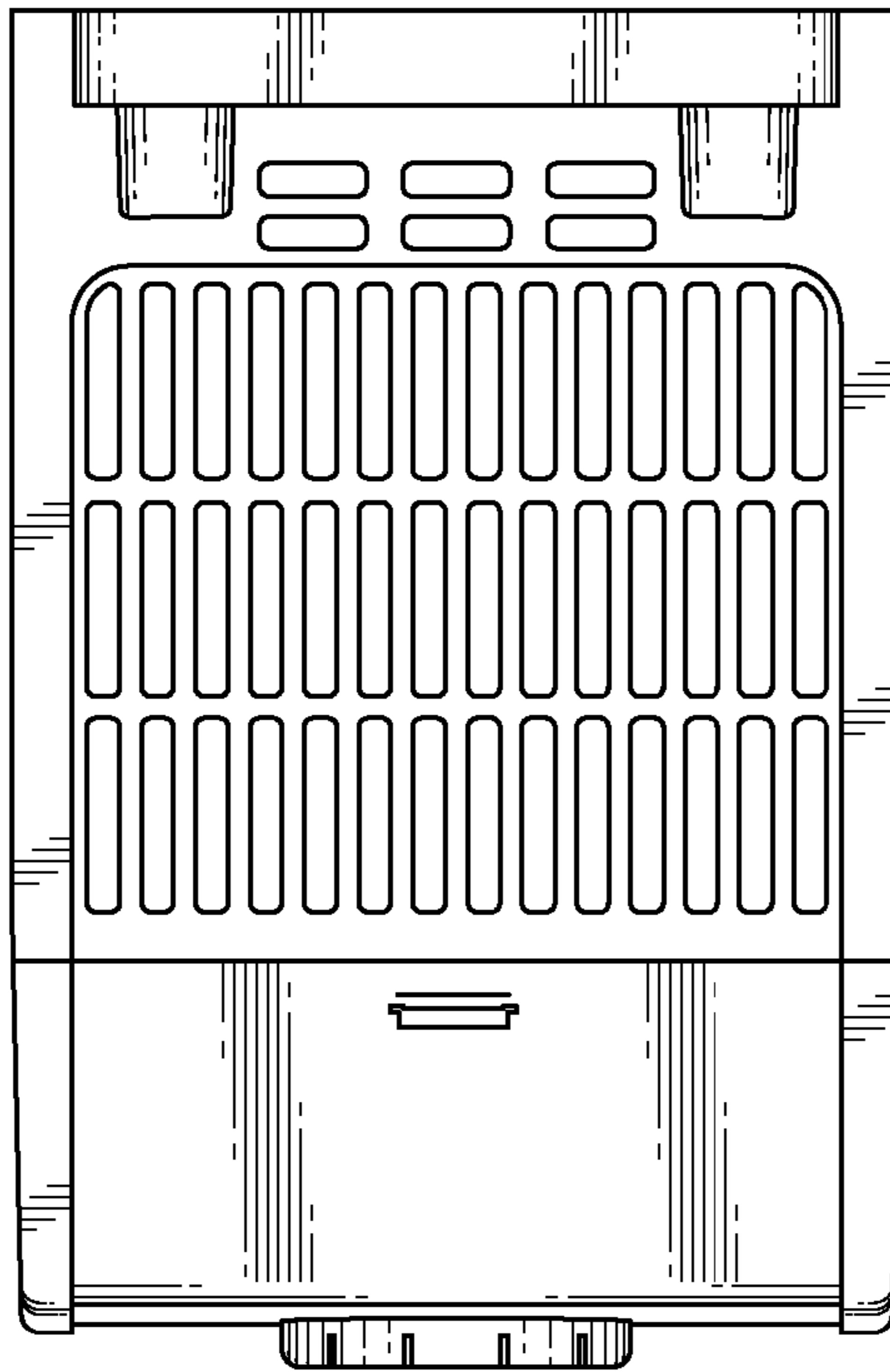


FIG. 7

