

US00D595220S

(12) **United States Design Patent**
Maxwell

(10) **Patent No.:** **US D595,220 S**

(45) **Date of Patent:** **** Jun. 30, 2009**

- (54) **TIRE**
- (75) Inventor: **Paul Bryan Maxwell, Kent, OH (US)**
- (73) Assignee: **The Goodyear Tire & Rubber Company, Akron, OH (US)**
- (**) Term: **14 Years**
- (21) Appl. No.: **29/331,852**
- (22) Filed: **Feb. 3, 2009**

- D560,600 S 1/2008 Dixon et al. D12/588
- D583,310 S * 12/2008 Dixon et al. D12/588
- D586,733 S * 2/2009 Shinohara D12/588

* cited by examiner

Primary Examiner—Stacia Cadmus

(74) *Attorney, Agent, or Firm*—Richard B. O’Planick

(57) **CLAIM**

The ornamental design for a tire, as shown and described.

DESCRIPTION

FIG. 1 is a perspective view of a tire showing our new design, it being understood that the pattern repeats uniformly throughout the circumference of the tread;

FIG. 2 is a front elevational view thereof;

FIG. 3 is a right side elevational view thereof; the opposite side elevational view being identical thereto;

FIG. 4 is an enlarged fragmentary front elevational view thereof;

FIG. 5 is a perspective view of a second embodiment of a tire showing my new design, it being understood that the pattern repeats uniformly throughout the circumference of the tread and that the opposite side perspective view is identical thereto; and,

FIG. 6 is a front elevational view of a second embodiment, it being understood that an enlarged fragmentary view thereof would be substantially identical to that shown in FIG. 4, with the exception of the inclusion of the sidewall in solid lines.

In the drawings, the broken lines showing of the sidewall, inner bead and the peripheral boundary between the tire tread and the sidewall in FIGS. 1 through 4 depict environmental subject matter and form no part of the claimed design.

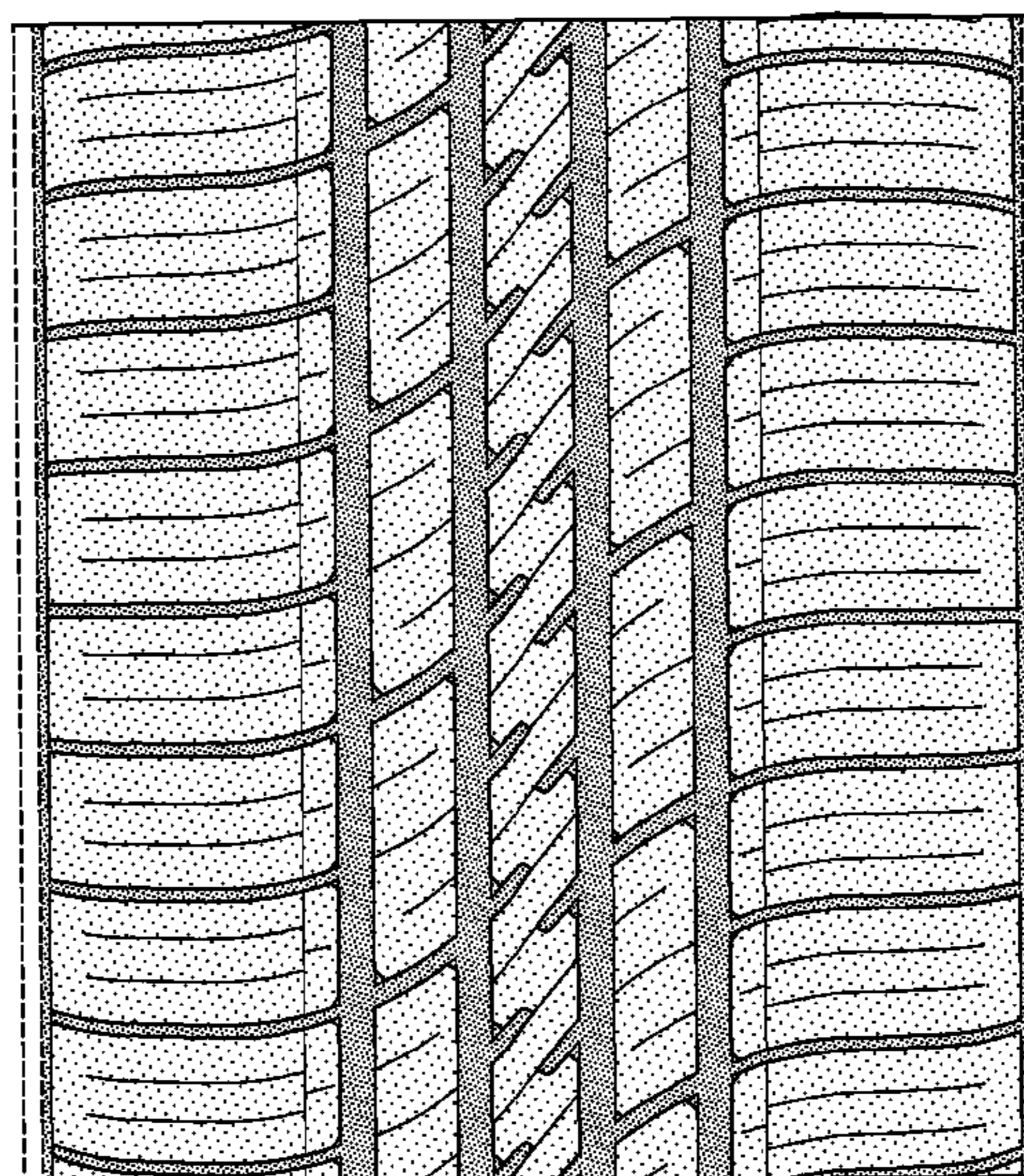
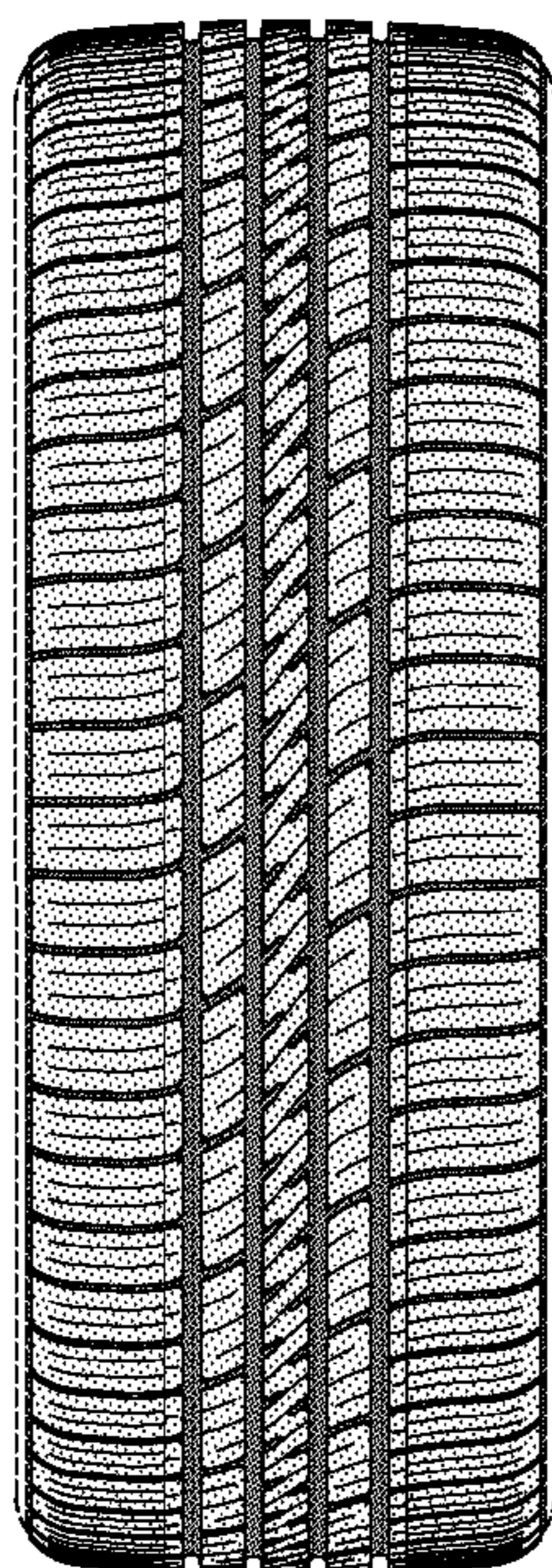
- (51) **LOC (9) Cl.** **12-15**
- (52) **U.S. Cl.** **D12/590**
- (58) **Field of Classification Search** D12/568,
D12/586–590, 592–603, 900–901; 152/209.1,
152/209.8–209.18, 209.25, 209.28
See application file for complete search history.

(56) **References Cited**

U.S. PATENT DOCUMENTS

| | | | |
|--------------|---------|------------------------|---------|
| D388,374 S | 12/1997 | Lim et al. | D12/147 |
| D392,922 S | 3/1998 | Heinen | D12/147 |
| D400,138 S * | 10/1998 | Blankenship | D12/590 |
| D419,928 S | 2/2000 | Blankenship | D12/147 |
| D422,246 S | 4/2000 | Fierro et al. | D12/146 |
| D445,069 S * | 7/2001 | Guspodin et al. | D12/590 |
| D445,071 S * | 7/2001 | Brightwell et al. | D12/586 |
| D473,514 S * | 4/2003 | Hitzky et al. | D12/590 |
| D479,188 S * | 9/2003 | Hutz et al. | D12/603 |
| D481,352 S * | 10/2003 | Hutz et al. | D12/588 |
| D490,045 S | 5/2004 | Delu et al. | D12/519 |
| D499,693 S * | 12/2004 | Williams | D12/590 |
| D503,145 S * | 3/2005 | Labbe et al. | D12/588 |
| D531,112 S * | 10/2006 | Williams | D12/587 |
| D531,113 S * | 10/2006 | Dixon et al. | D12/587 |
| D535,611 S | 1/2007 | Sundkvist et al. | D12/588 |
| D554,052 S | 10/2007 | Dumigan et al. | D12/587 |

1 Claim, 6 Drawing Sheets



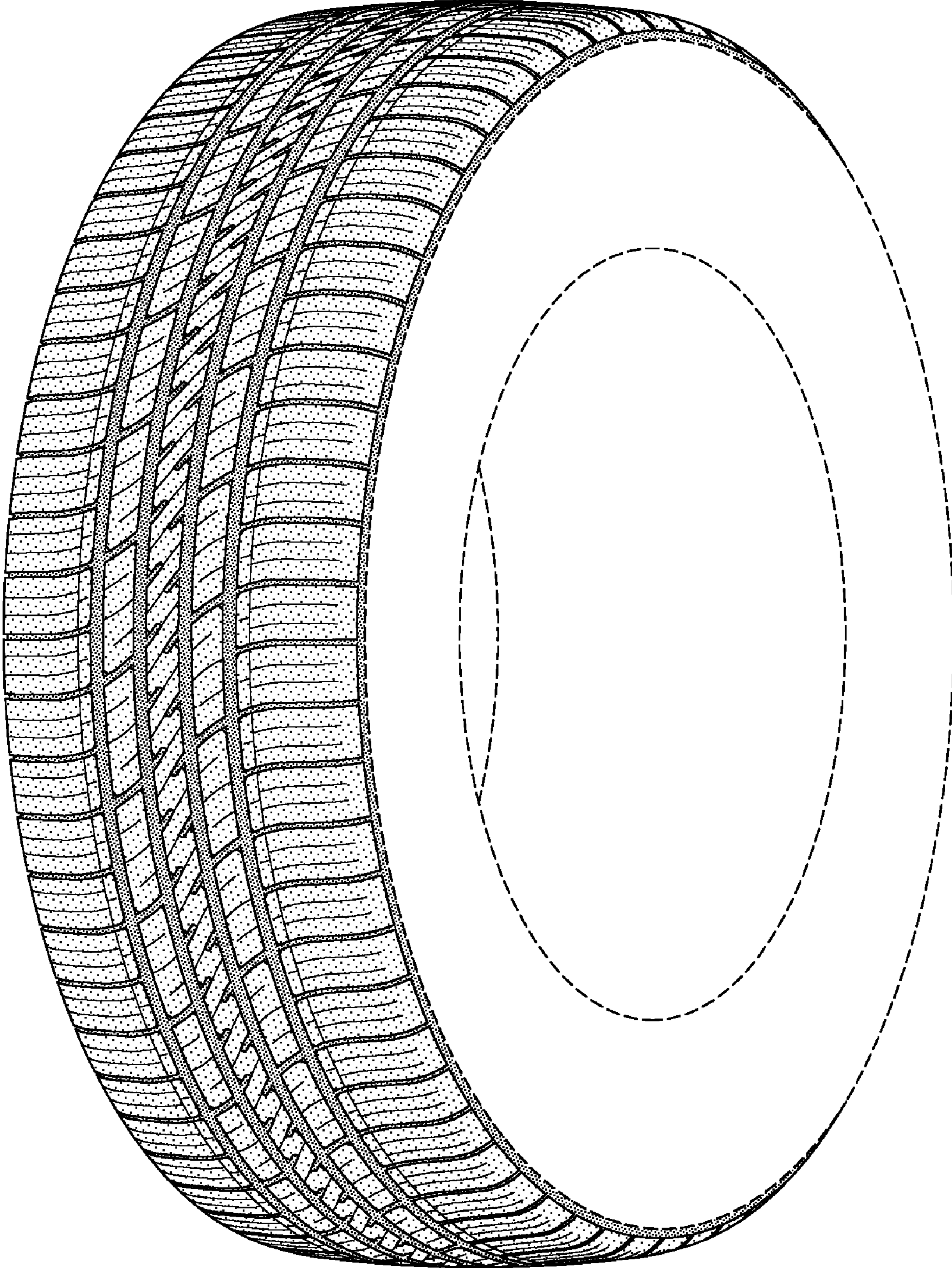


FIG-1

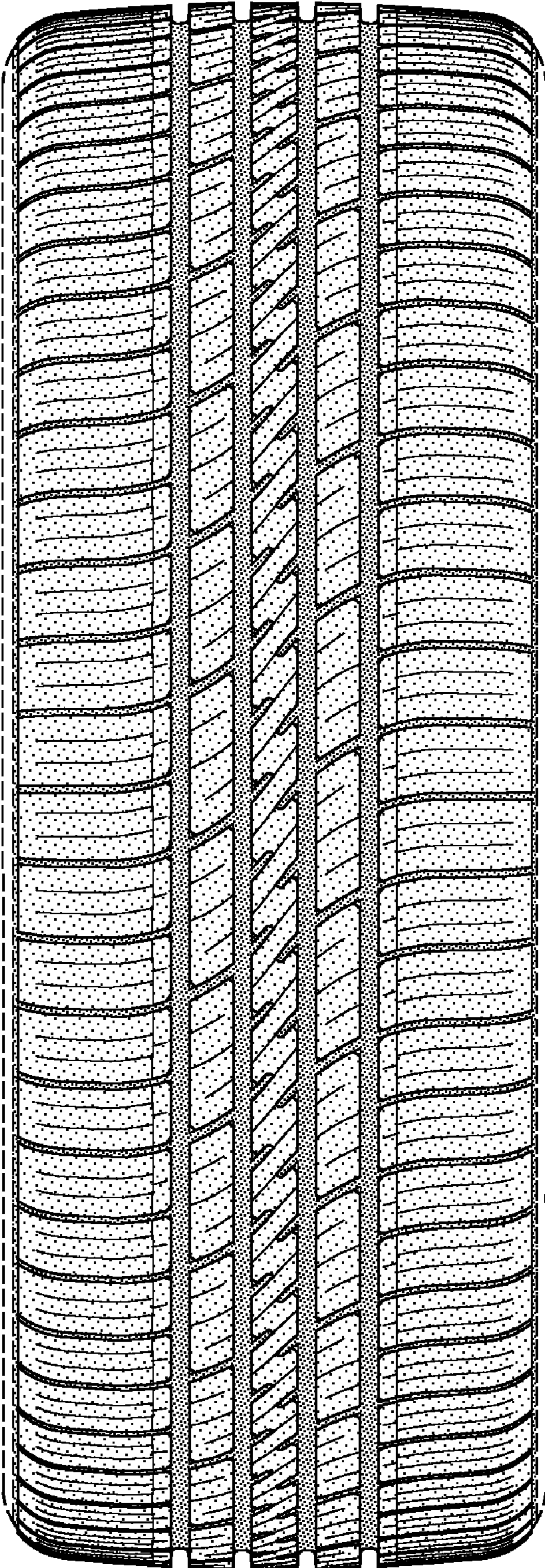


FIG-2

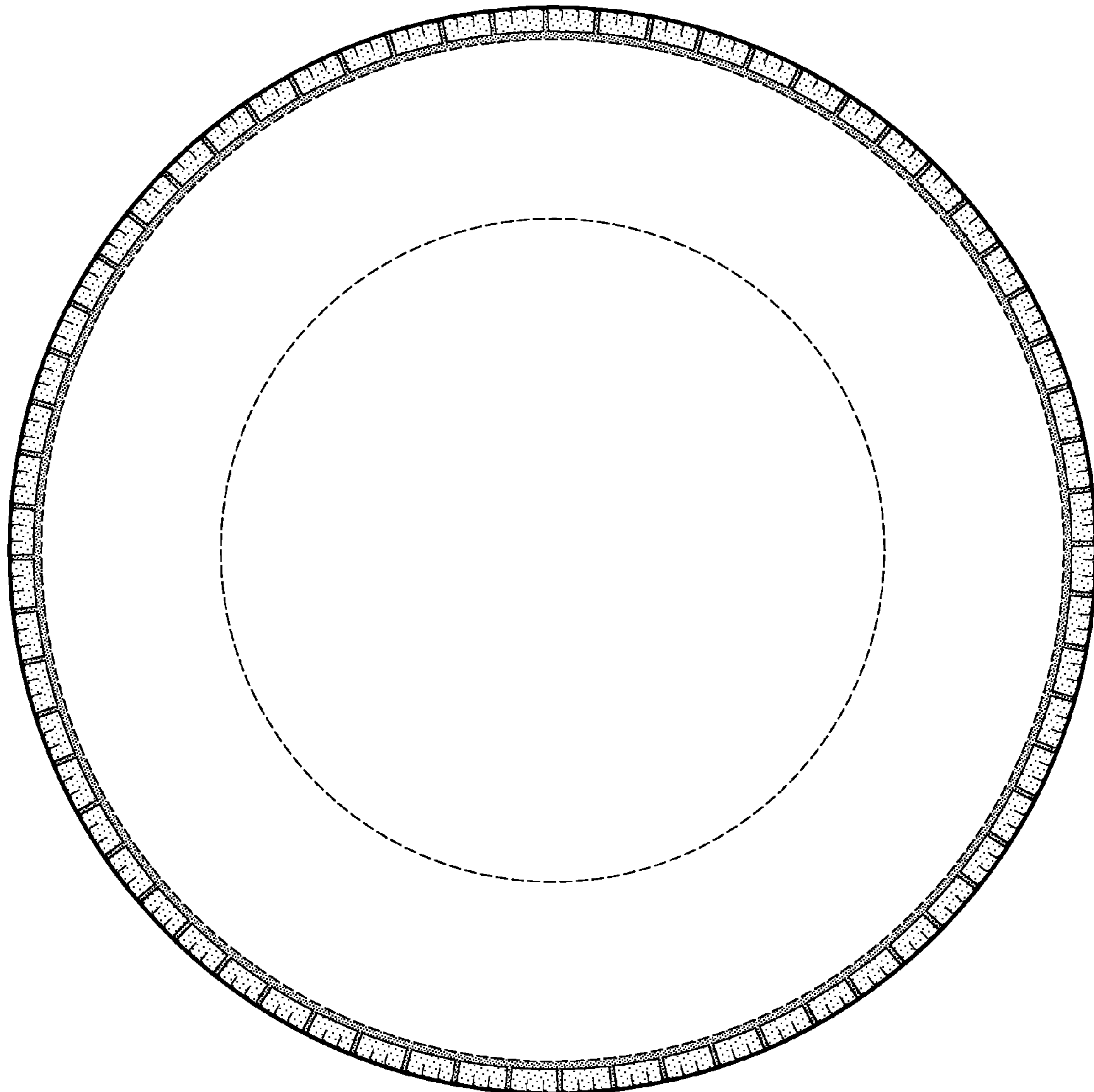


FIG-3

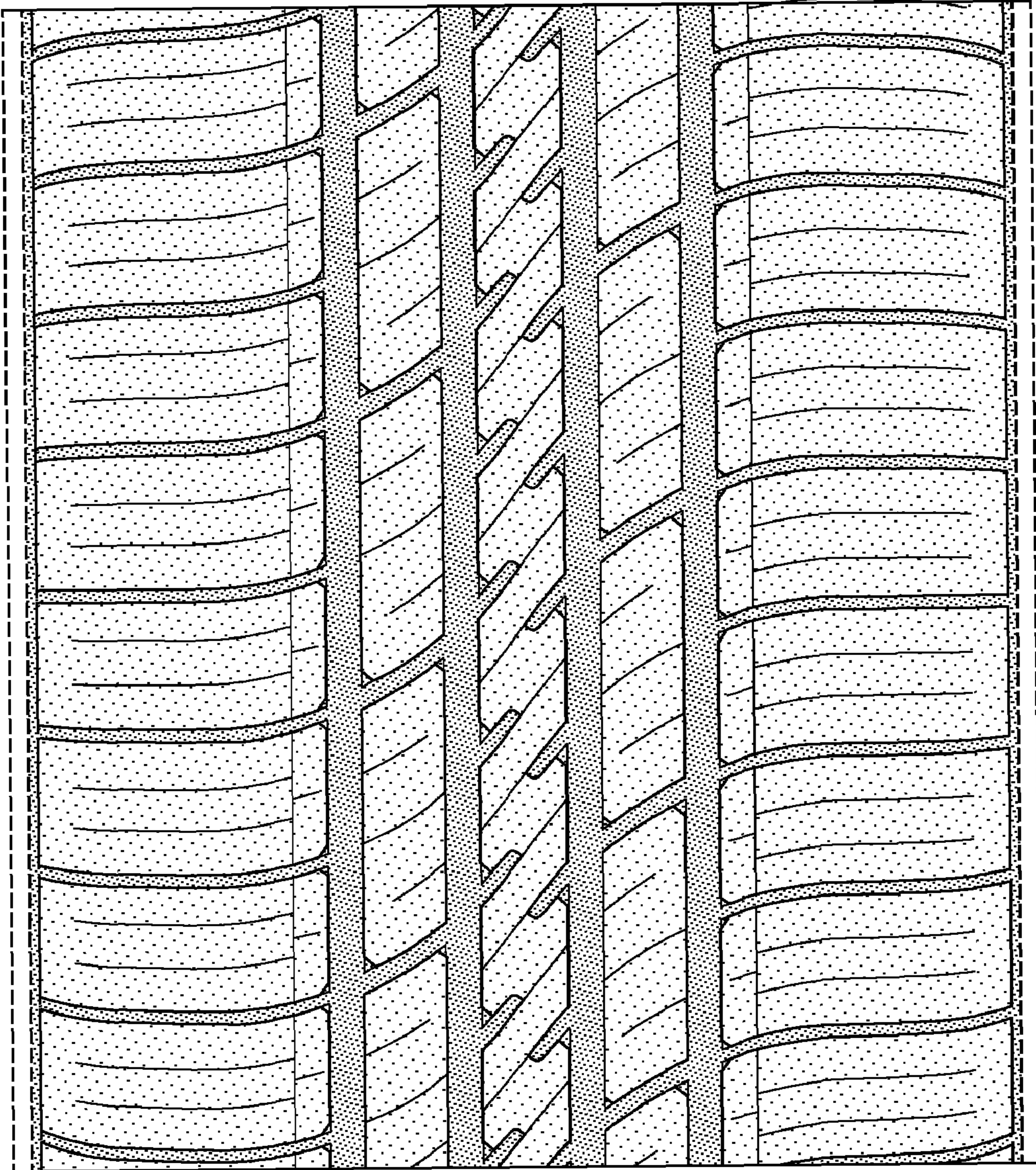


FIG-4

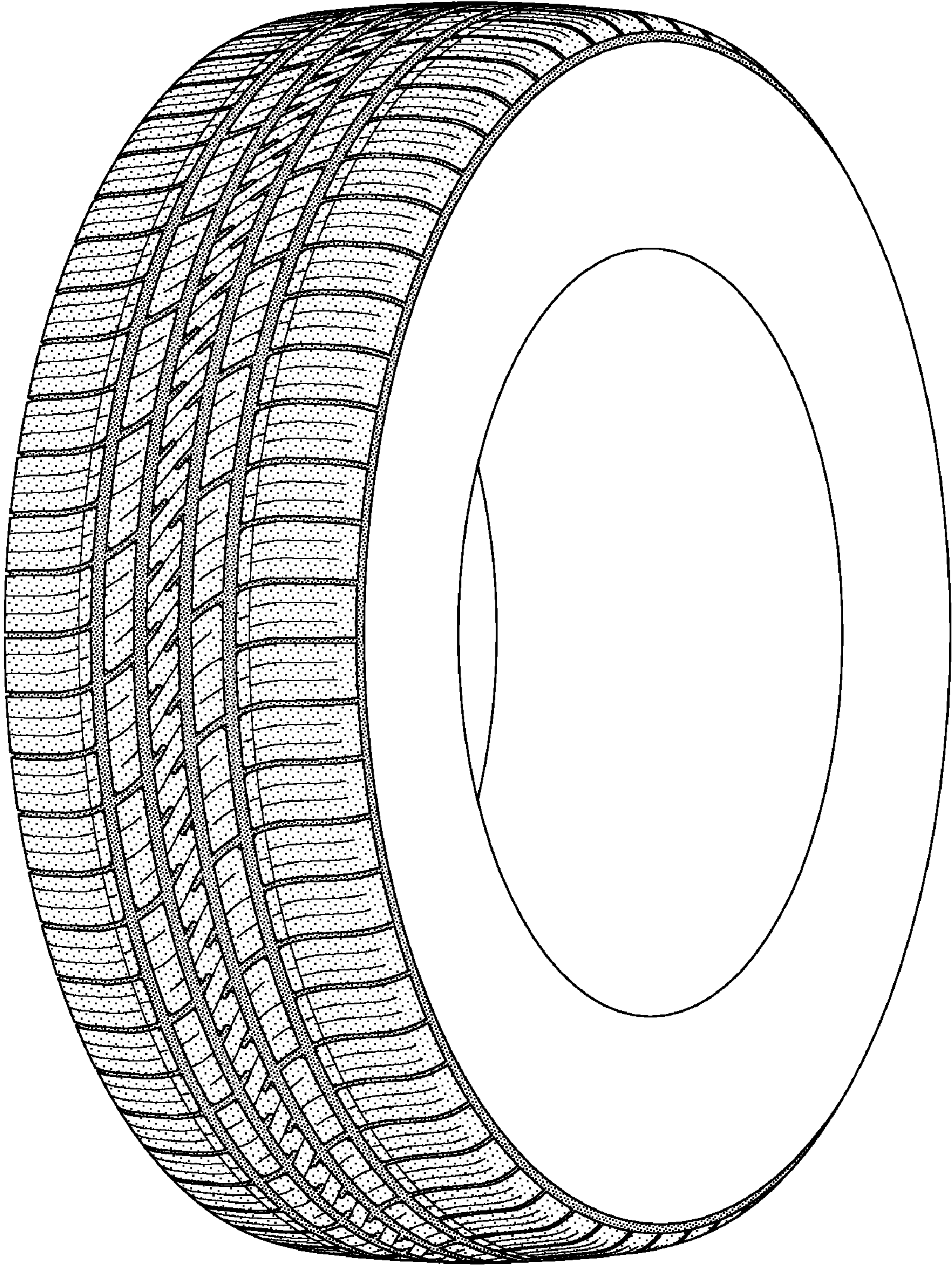


FIG-5

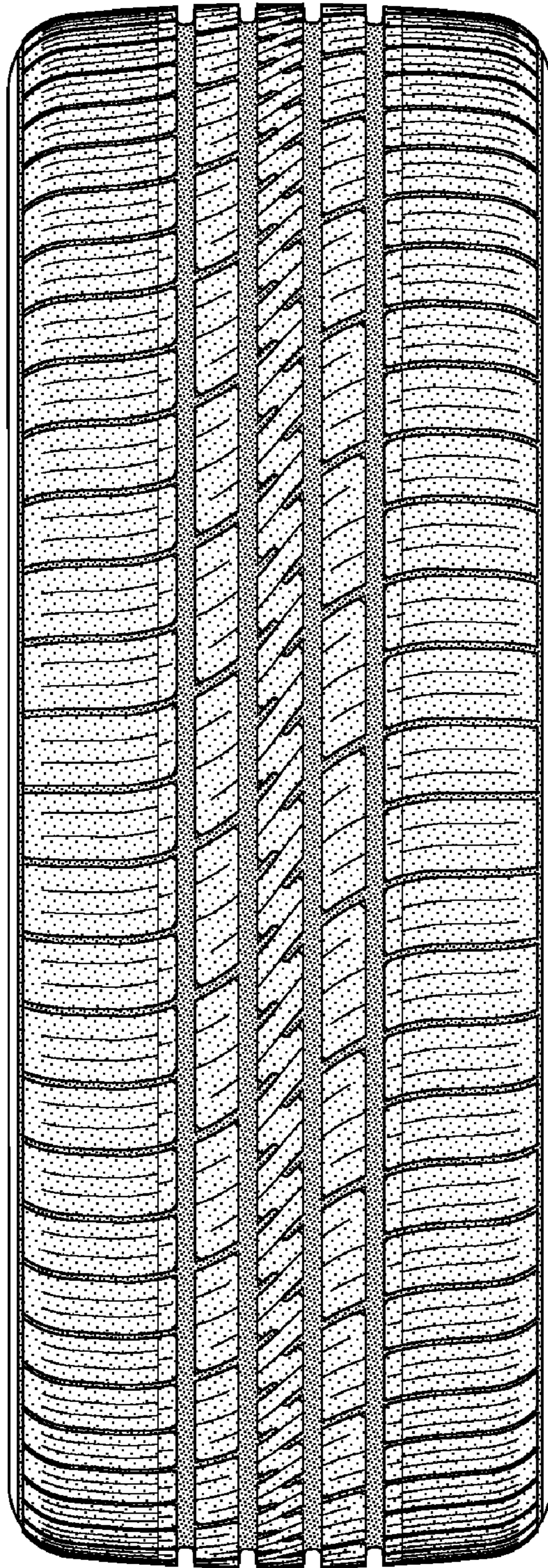


FIG-6