

US00D595204S

(12) **United States Design Patent**
Robinson et al.

(10) **Patent No.:** **US D595,204 S**
(45) **Date of Patent:** **** Jun. 30, 2009**

(54) **M-SHAPED BOAT HULL**

(76) Inventors: **Charles W. Robinson**, 401 W. A St.,
Suite 2125, San Diego, CA (US) 92101;
William F. Burns, III, 401 W. A St.,
Suite 2125, San Diego, CA (US) 92101

(**) Term: **14 Years**

(21) Appl. No.: **29/310,789**

(22) Filed: **Sep. 10, 2008**

(51) **LOC (9) Cl.** **12-06**

(52) **U.S. Cl.** **D12/310**

(58) **Field of Classification Search** D12/300,
D12/302, 303, 304, 310–314, 316, 317; 114/39.11–39.15,
114/39.21–39.32, 61.1, 61.2, 61.32, 355–358,
114/271, 273, 288–290

See application file for complete search history.

(56) **References Cited**

U.S. PATENT DOCUMENTS

3,191,572	A *	6/1965	Wilson	114/290
3,223,066	A *	12/1965	Irving	114/273
4,091,761	A *	5/1978	Fehn	114/290
4,649,851	A *	3/1987	April	114/271
D301,573	S *	6/1989	Fuller	D12/310
4,862,817	A *	9/1989	Hornsby et al.	114/67 A
5,140,930	A *	8/1992	Lund	114/291
5,415,365	A *	5/1995	Ratliff	114/271
5,458,078	A *	10/1995	Perette	114/288
D382,850	S *	8/1997	Schmidt	D12/310
D400,156	S *	10/1998	Duvenage et al.	D12/312
D405,411	S *	2/1999	Schmidt	D12/310
6,250,245	B1	6/2001	Robinson et al.		

6,314,903	B2	11/2001	Robinson et al.	
6,526,903	B2	3/2003	Robinson et al.	
6,868,798	B2	3/2005	Robinson et al.	
6,983,713	B1	1/2006	Robinson et al.	
7,093,553	B2	8/2006	Robinson et al.	
7,305,926	B2 *	12/2007	Seider 114/61.1
D570,278	S *	6/2008	Horais D12/304
7,418,915	B2 *	9/2008	Campbell 114/290
7,458,332	B2 *	12/2008	Wilson et al. 114/288

* cited by examiner

Primary Examiner—Holly H Baynham

Assistant Examiner—Cynthia M Chin

(74) *Attorney, Agent, or Firm*—Loyal McKinley Hanson

(57) **CLAIM**

We claim the ornamental design for an M-shaped boat hull, as shown and described.

DESCRIPTION

FIG. 1 of the drawings is a perspective view showing the top, front, and left side of an M-shaped boat hull embodying the design of our invention;

FIG. 2 is a perspective view showing the bottom, rear, and right side of the M-shaped boat hull;

FIG. 3 is a front elevation view;

FIG. 4 is a top plan view;

FIG. 5 is a left side elevation view;

FIG. 6 is a right side elevation view;

FIG. 7 is a rear elevation view; and,

FIG. 8 is a bottom plan view.

1 Claim, 5 Drawing Sheets

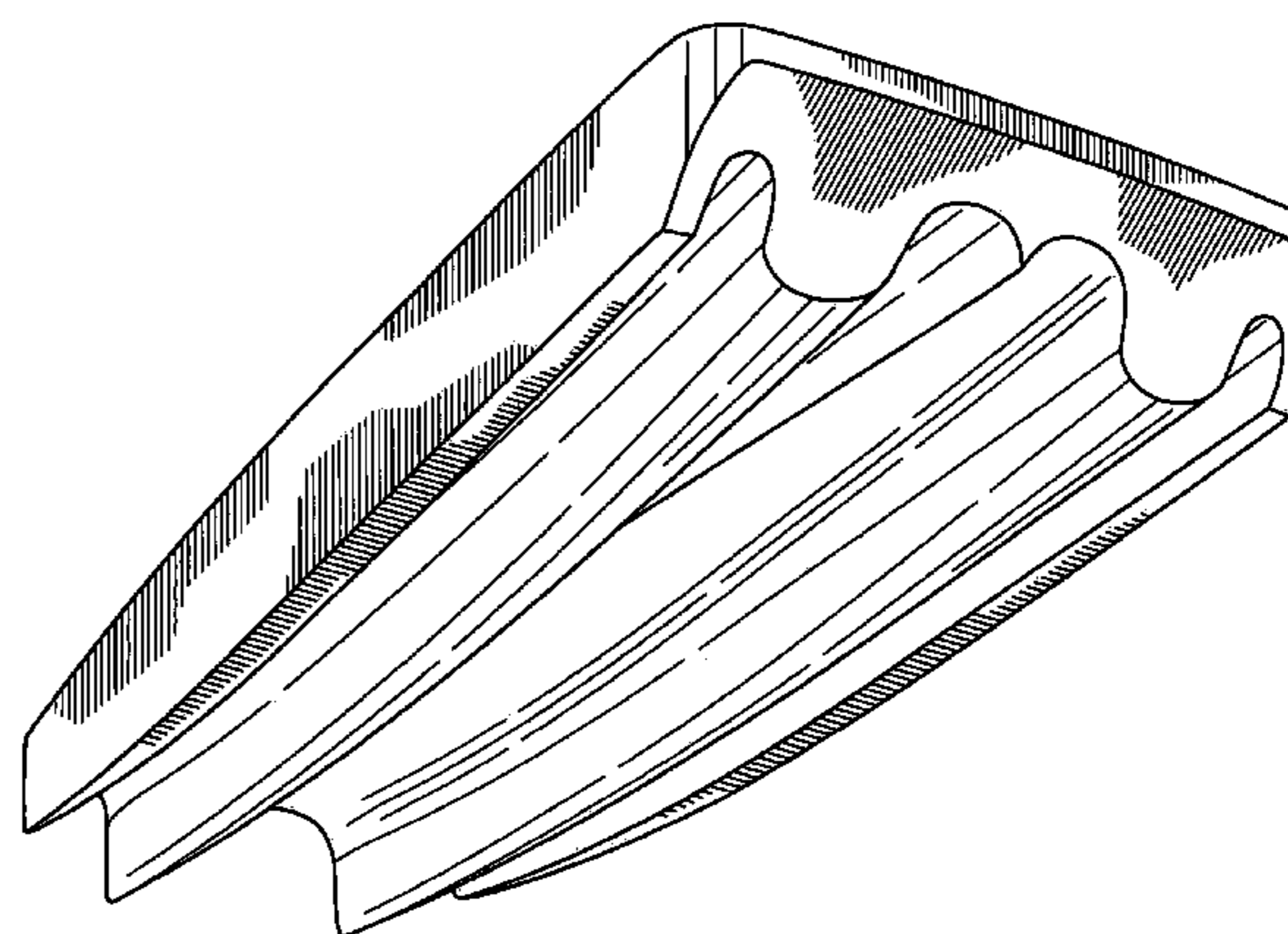
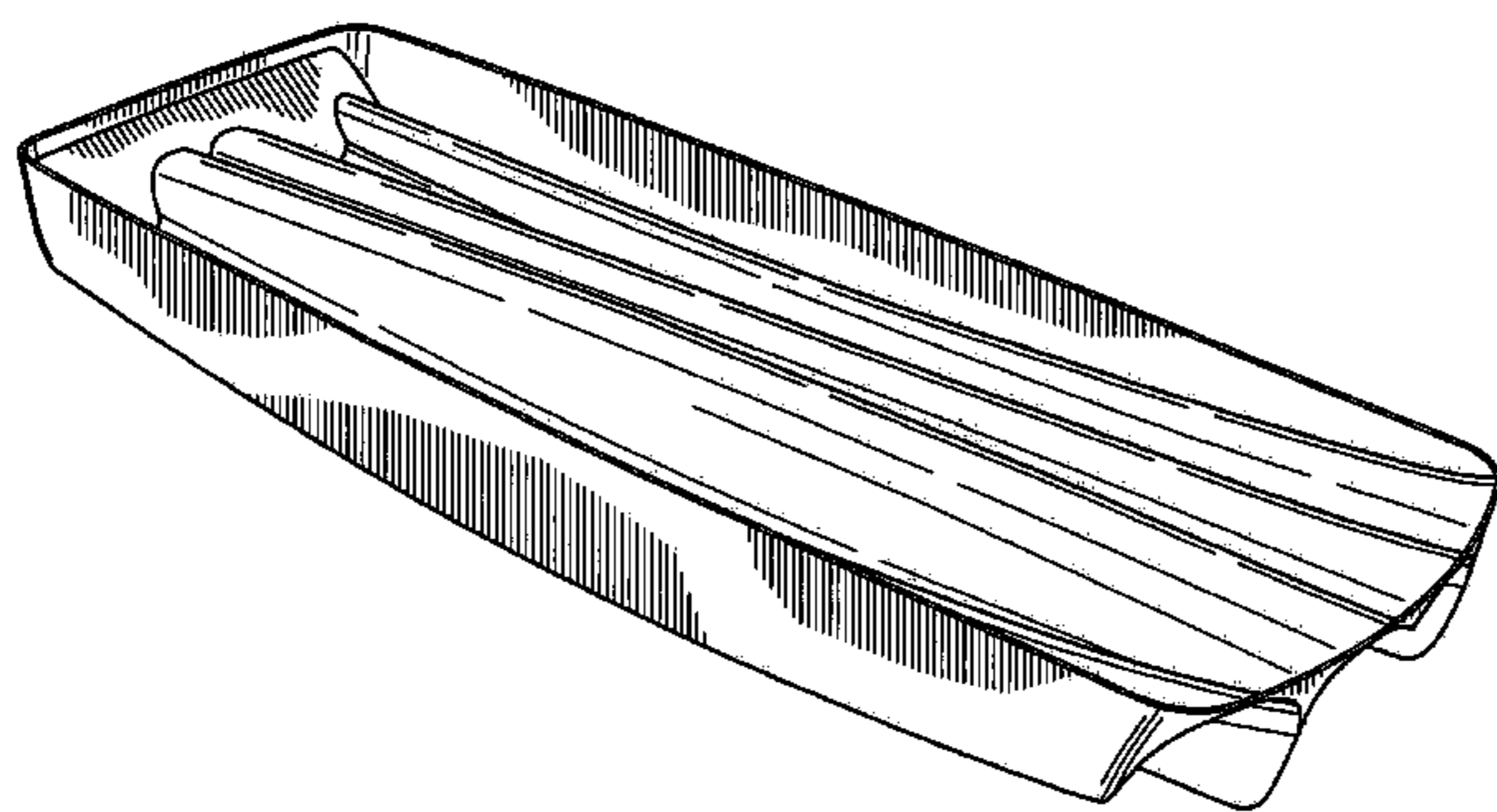


FIG. 1

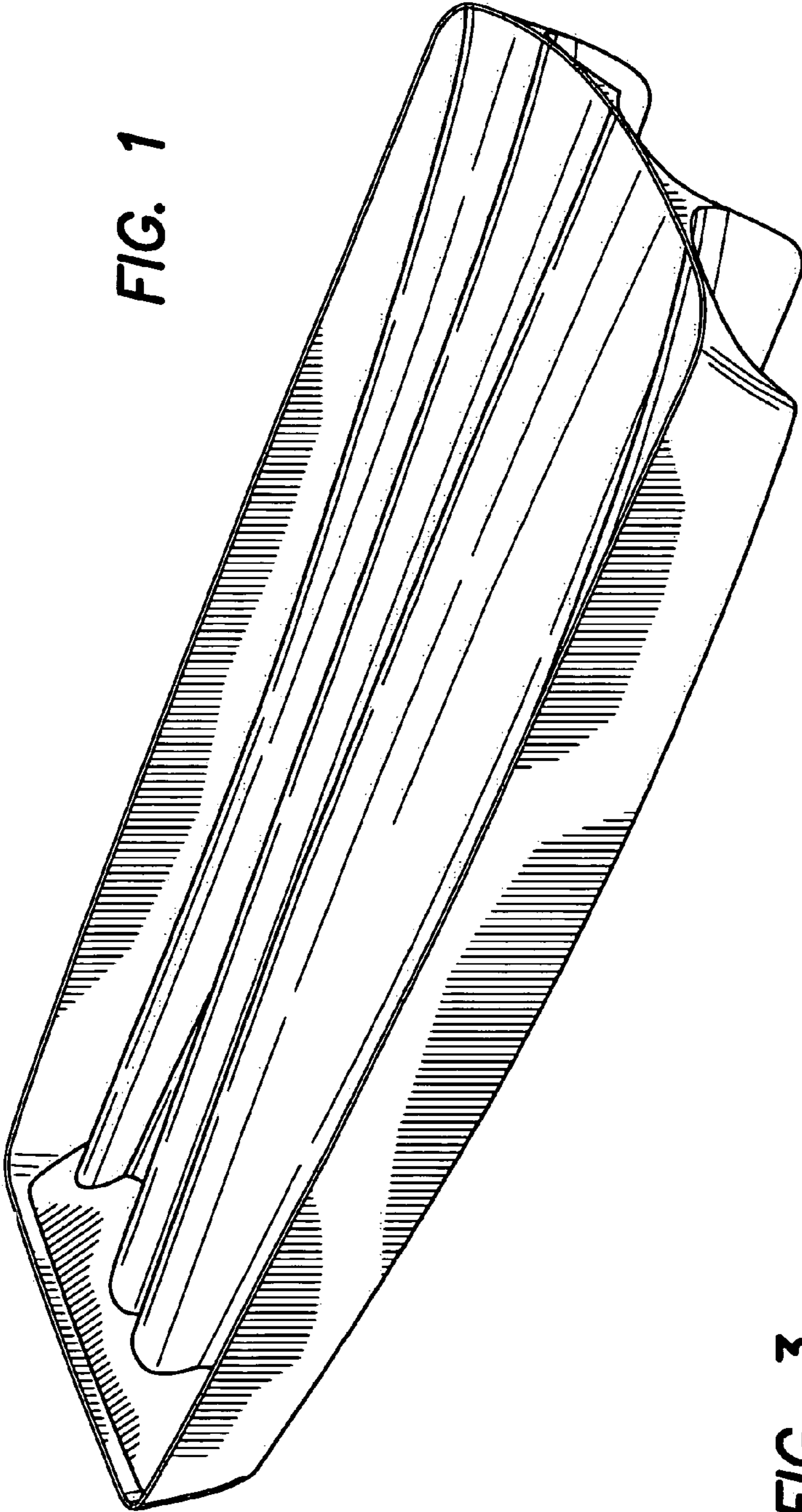
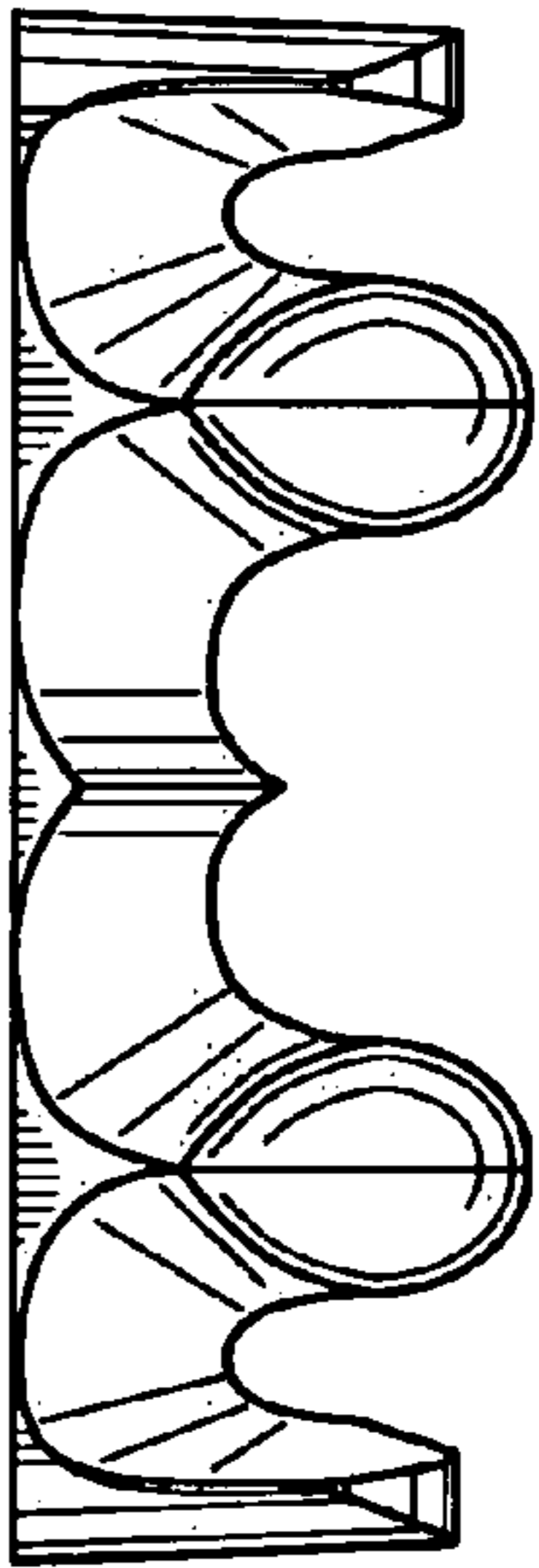


FIG. 3



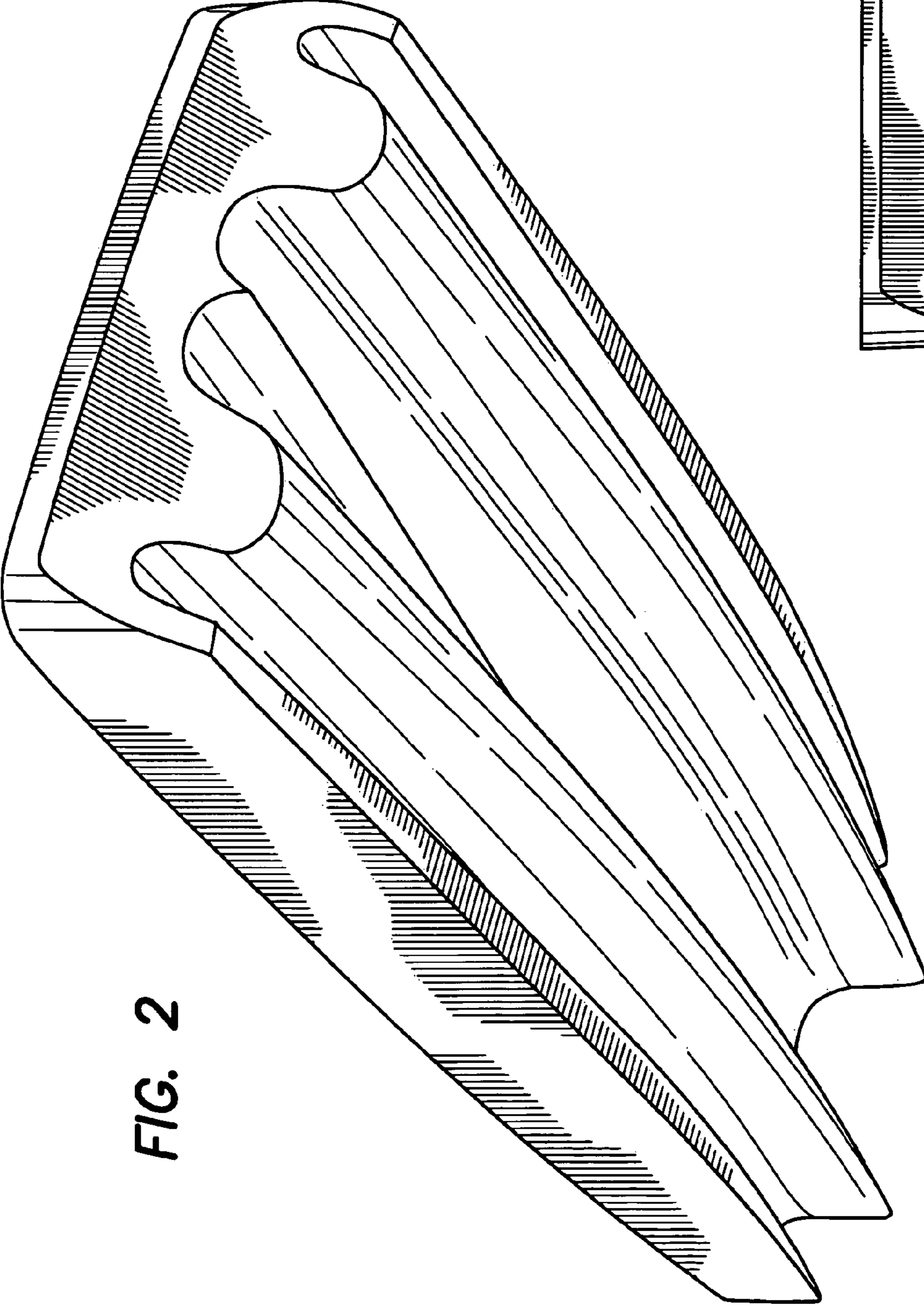



FIG. 2

FIG. 7






FIG. 4




FIG. 5




FIG. 6

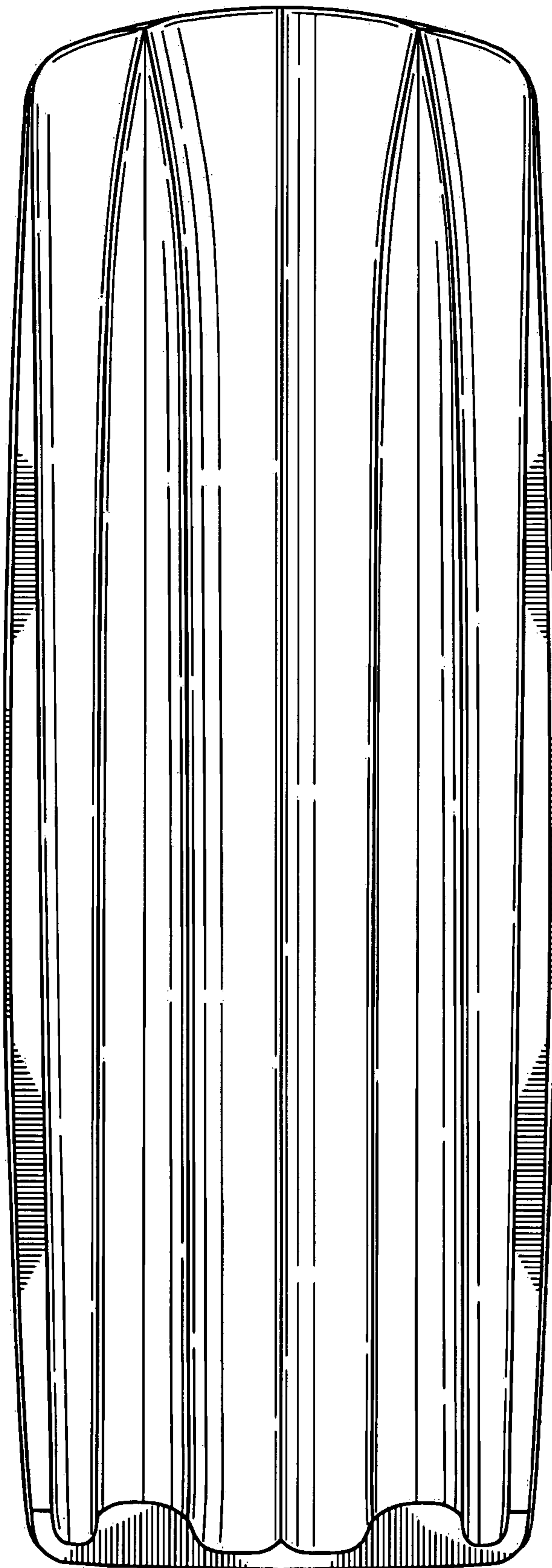


FIG. 8