



US00D595195S

(12) **United States Design Patent**
Fitzgerald

(10) **Patent No.:** **US D595,195 S**
(45) **Date of Patent:** **** Jun. 30, 2009**

(54) **AERODYNAMIC PERFORMANCE
ENHANCING SEMI-TRAILER COMPONENT**

(76) Inventor: **James P Fitzgerald**, 41585 Cherry St.,
Murrieta, CA (US) 92562

(**) Term: **14 Years**

(21) Appl. No.: **29/314,035**

(22) Filed: **Feb. 27, 2009**

(51) **LOC (9) Cl.** **12-16**

(52) **U.S. Cl.** **D12/181**

(58) **Field of Classification Search** D12/181,
D12/191, 196, 400, 190, 88; 280/727, 770,
280/848; 296/180.1–180.5, 91; 180/903
See application file for complete search history.

(56) **References Cited**

U.S. PATENT DOCUMENTS

4,451,074	A *	5/1984	Scanlon	296/180.4
D286,143	S *	10/1986	Lund	D12/181
D340,025	S *	10/1993	Brownlie et al.	D12/181
5,487,586	A *	1/1996	Kinkaide	296/180.1
D424,489	S *	5/2000	Damon et al.	D12/181
6,793,273	B1 *	9/2004	Tuerk	296/186.1
6,799,791	B2 *	10/2004	Reiman et al.	296/180.1
7,147,270	B1 *	12/2006	Andrus et al.	296/180.5
D548,660	S *	8/2007	Jenkins	D12/196
D551,140	S *	9/2007	Murkett	D12/181

2009/0096250 A1* 4/2009 Kohls 296/180.4

* cited by examiner

Primary Examiner—Caron Veynar

Assistant Examiner—Katrina A Kile

(74) *Attorney, Agent, or Firm*—Loyal McKInley Hanson

(57) **CLAIM**

I claim the ornamental design for an aerodynamic performance enhancing semi-trailer component, as shown and described.

DESCRIPTION

FIG. 1 of the drawings is a perspective view showing the front and right side of an aerodynamic performance enhancing semi-trailer component embodying the design of my invention;

FIG. 2 is a front elevation view of the component;

FIG. 3 is a right side elevation view;

FIG. 4 is a top view;

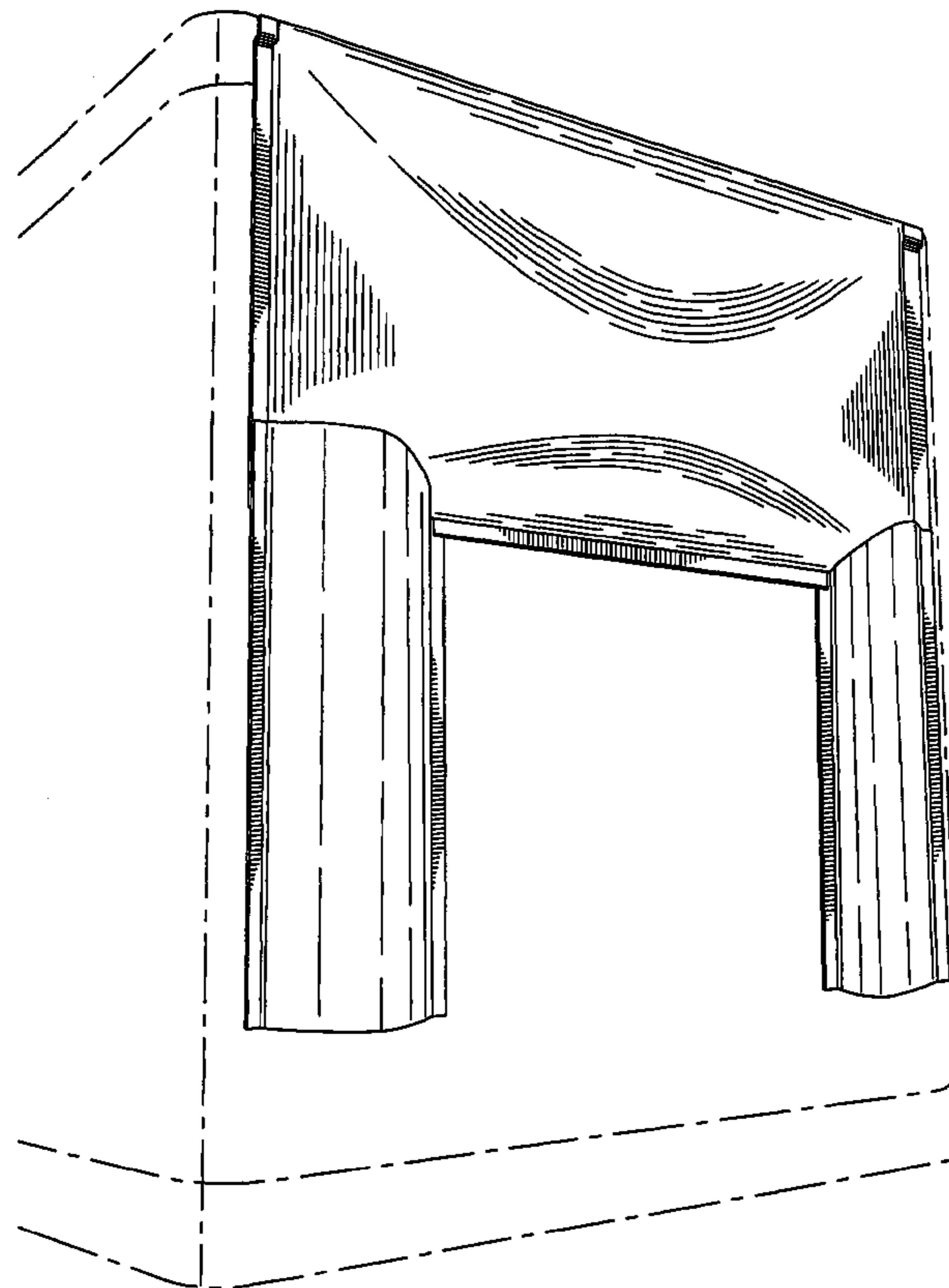
FIG. 5 is a left side elevation view;

FIG. 6 is a bottom view; and,

FIG. 7 is a back view.

In FIG. 1 of the drawings, the broken lines showing a portion of a semi-trailer form no part of the claimed design.

1 Claim, 5 Drawing Sheets



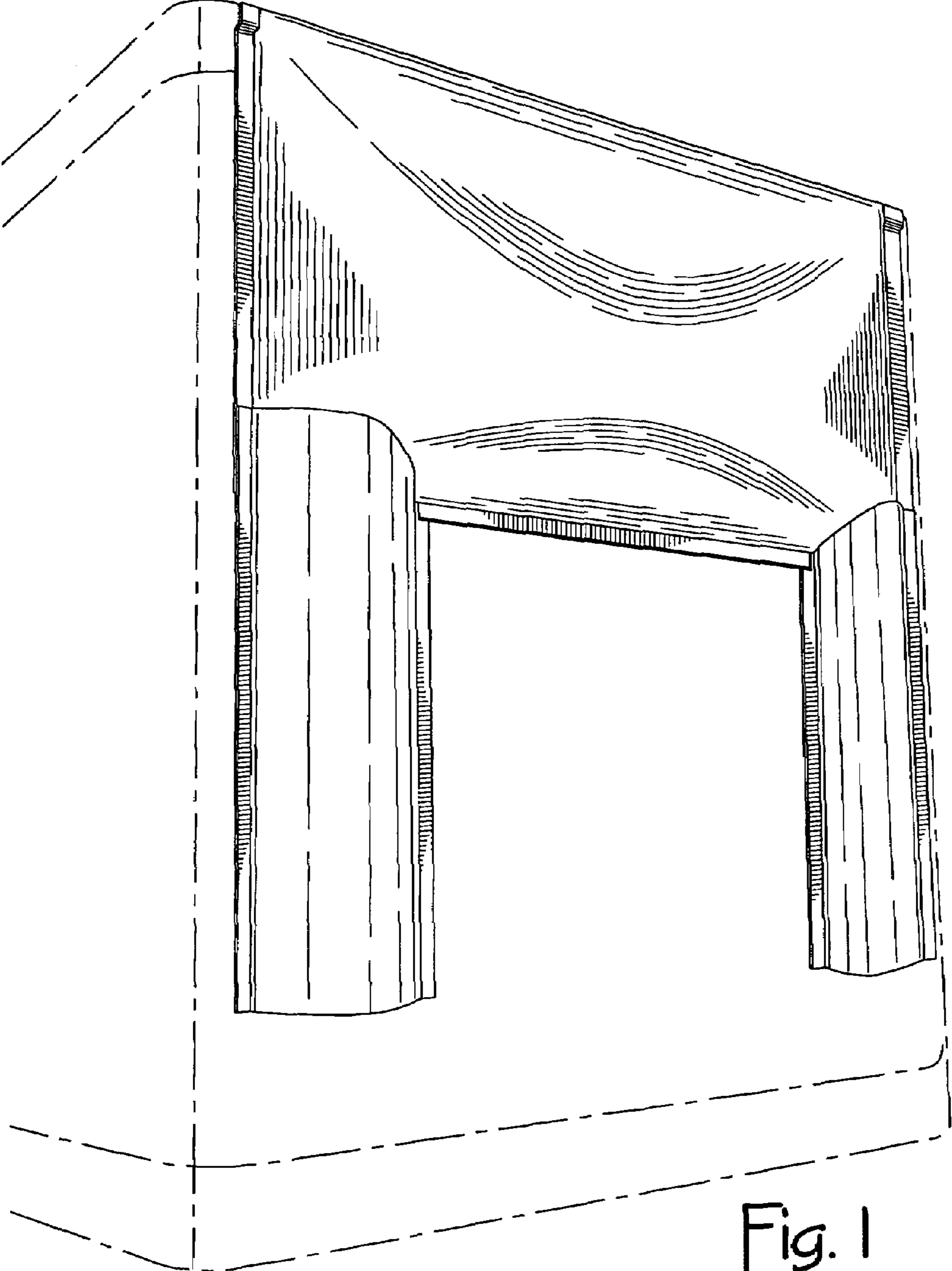


Fig. 1




Fig. 2

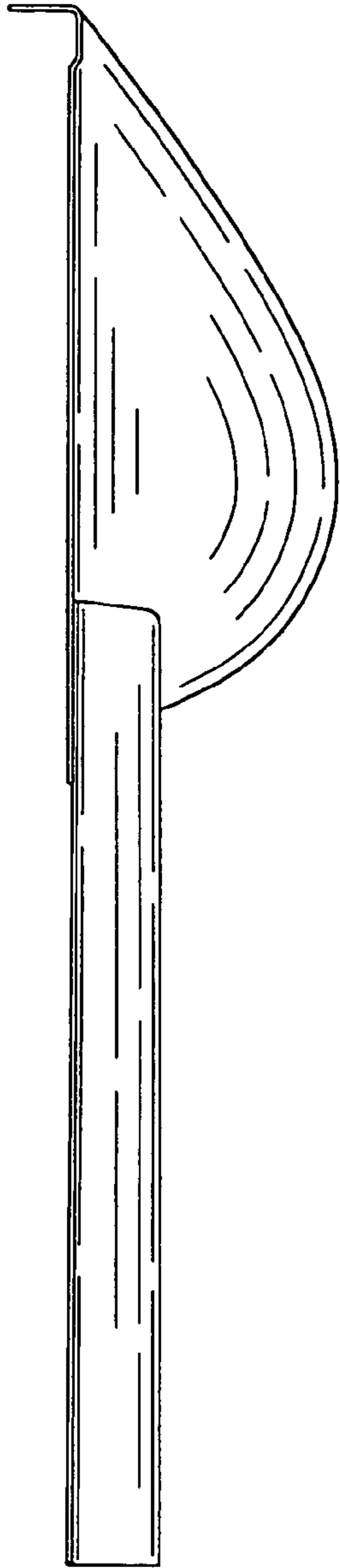


Fig. 3

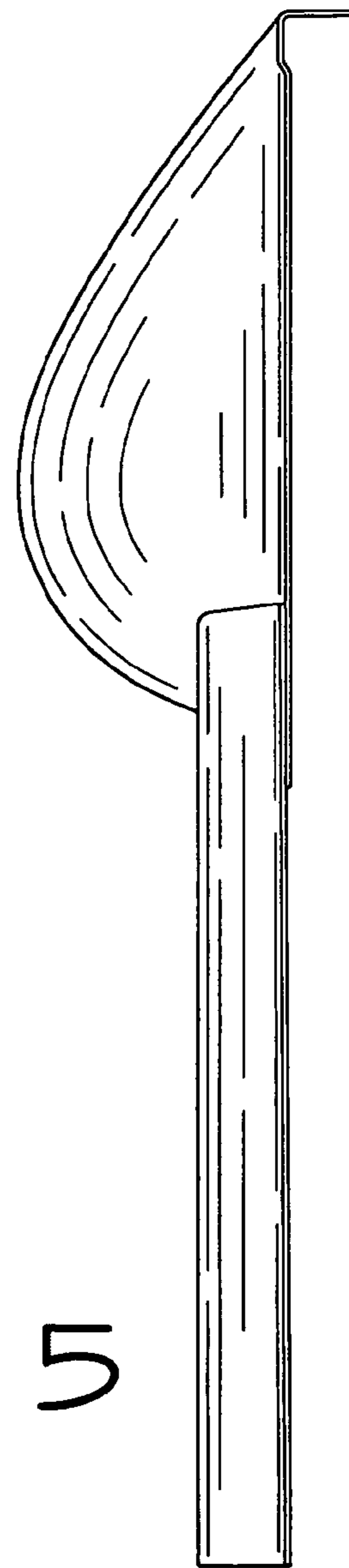


Fig. 5

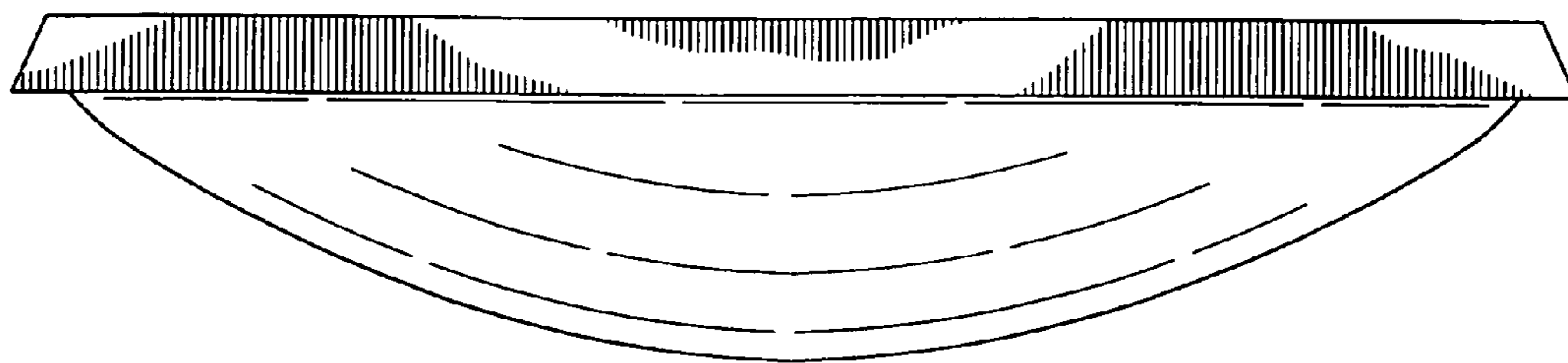


Fig. 4

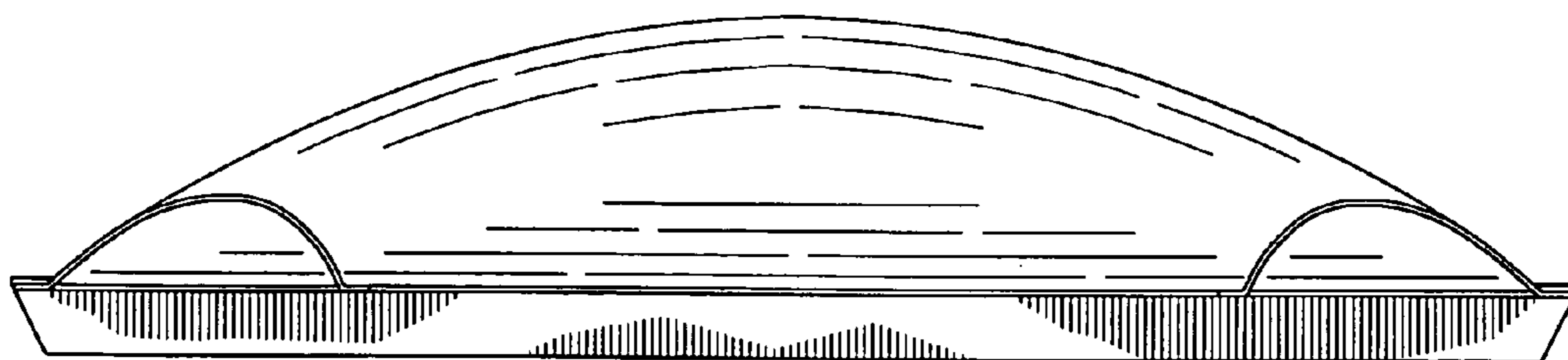


Fig. 6

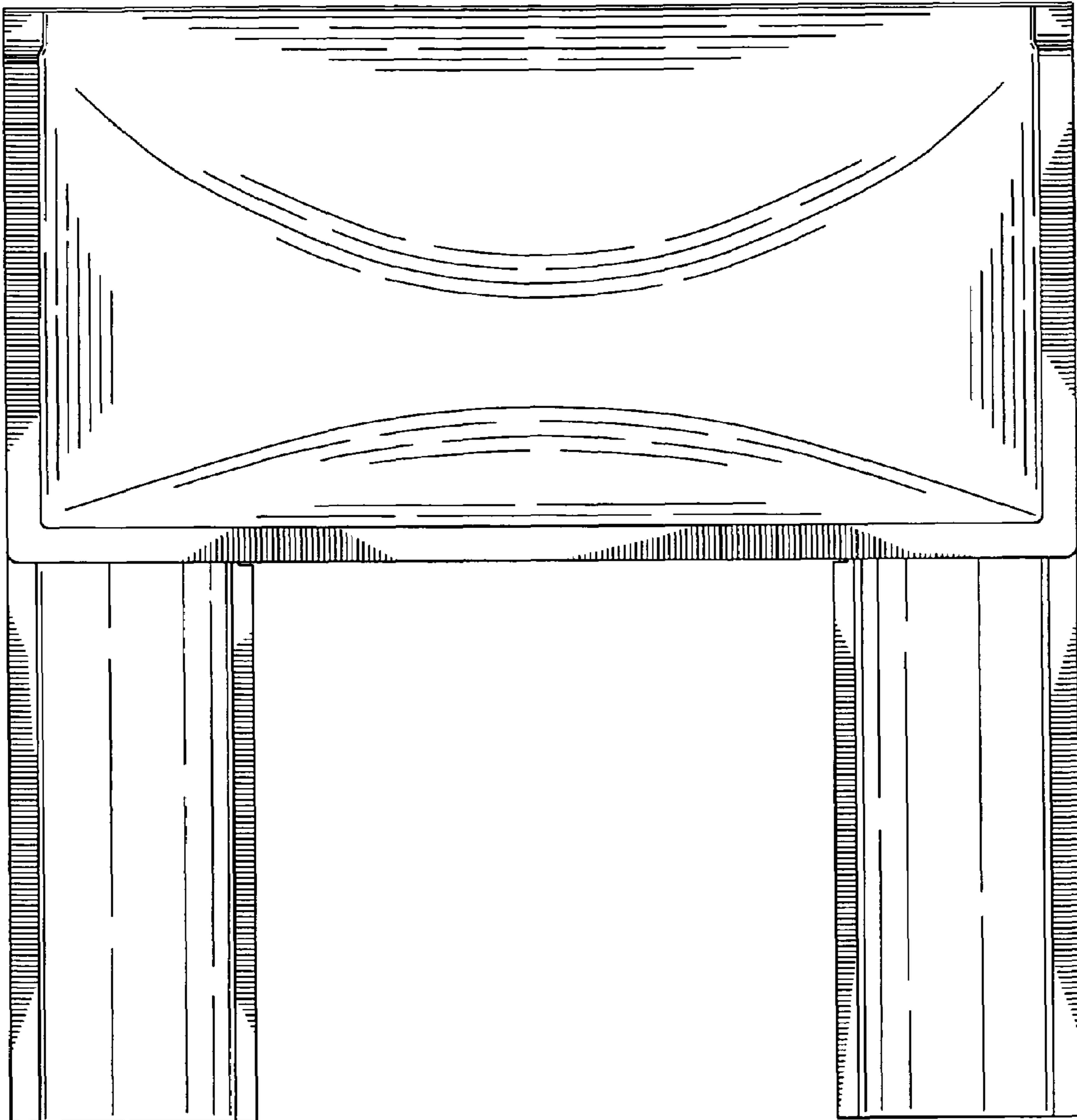


Fig. 7