



US00D595193S

(12) **United States Design Patent**
Kurisu et al.

(10) **Patent No.:** **US D595,193 S**
(45) **Date of Patent:** **** Jun. 30, 2009**

(54) **BUMPER OF MOTOR VEHICLE**

(75) Inventors: **Kunihiko Kurisu**, Hiroshima (JP);
Akira Tamatani, Hiroshima (JP);
Kosuke Takahashi, Hiroshima (JP);
Yoshikazu Miyachi, Hiroshima (JP);
Yuta Takanashi, Hiroshima (JP); **Hideki Nakamura**, Hiroshima (JP)

(73) Assignee: **Mazda Motor Corporation** (JP)

(**) Term: **14 Years**

(21) Appl. No.: **29/309,674**

(22) Filed: **Sep. 25, 2008**

(30) **Foreign Application Priority Data**

Jul. 7, 2008 (JP) D2008-017426

(51) **LOC (9) Cl.** **12-16**

(52) **U.S. Cl.** **D12/169**

(58) **Field of Classification Search** D12/169,
D12/196, 216, 90-92, 86; 180/68.1, 68.6,
180/180.1, 180.2; 293/102, 105, 112, 113,
293/115

See application file for complete search history.

(56) **References Cited**

U.S. PATENT DOCUMENTS

D527,319 S * 8/2006 Yakushi D12/169
D539,710 S * 4/2007 Kouyama D12/169
D546,251 S * 7/2007 Hamano D12/169

D577,317 S * 9/2008 Tabata et al. D12/169
D578,452 S * 10/2008 Tabata et al. D12/169
D580,318 S * 11/2008 Gueler et al. D12/169
D582,819 S * 12/2008 Miyazawa et al. D12/169
D586,270 S * 2/2009 Suga et al. D12/169
D586,705 S * 2/2009 Bauer et al. D12/169

FOREIGN PATENT DOCUMENTS

JP D1240080 5/2005
JP D1240130 5/2005
JP D1240659 5/2005
JP D1296211 3/2007

* cited by examiner

Primary Examiner—Melody N Brown

(74) *Attorney, Agent, or Firm*—Studebaker & Brackett PC;
Donald R. Studebaker

(57) **CLAIM**

The ornamental design for a bumper of motor vehicle, as shown and described.

DESCRIPTION

FIG. 1 is a perspective view of a bumper of motor vehicle;
FIG. 2 is a front view thereof;
FIG. 3 is a rear view thereof;
FIG. 4 is a left side view thereof, the opposite side being a mirror image of the side shown herein;
FIG. 5 is a top view thereof; and,
FIG. 6 is a bottom view thereof.

1 Claim, 4 Drawing Sheets




Fig.1




Fig.2

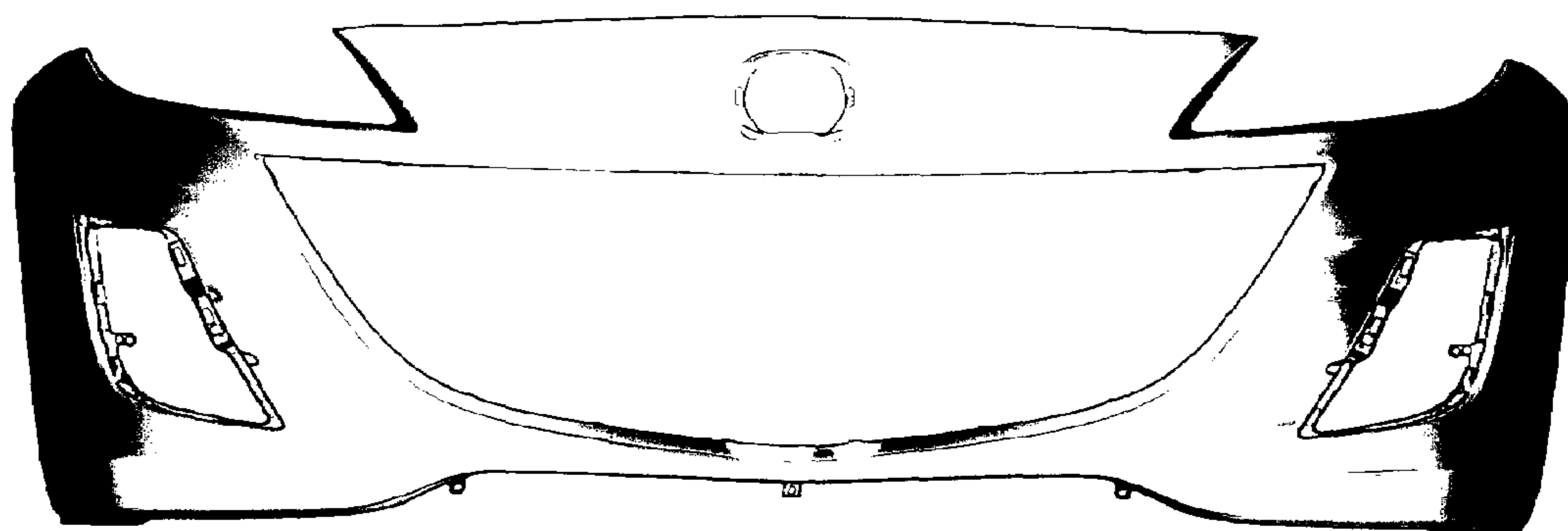


Fig.3

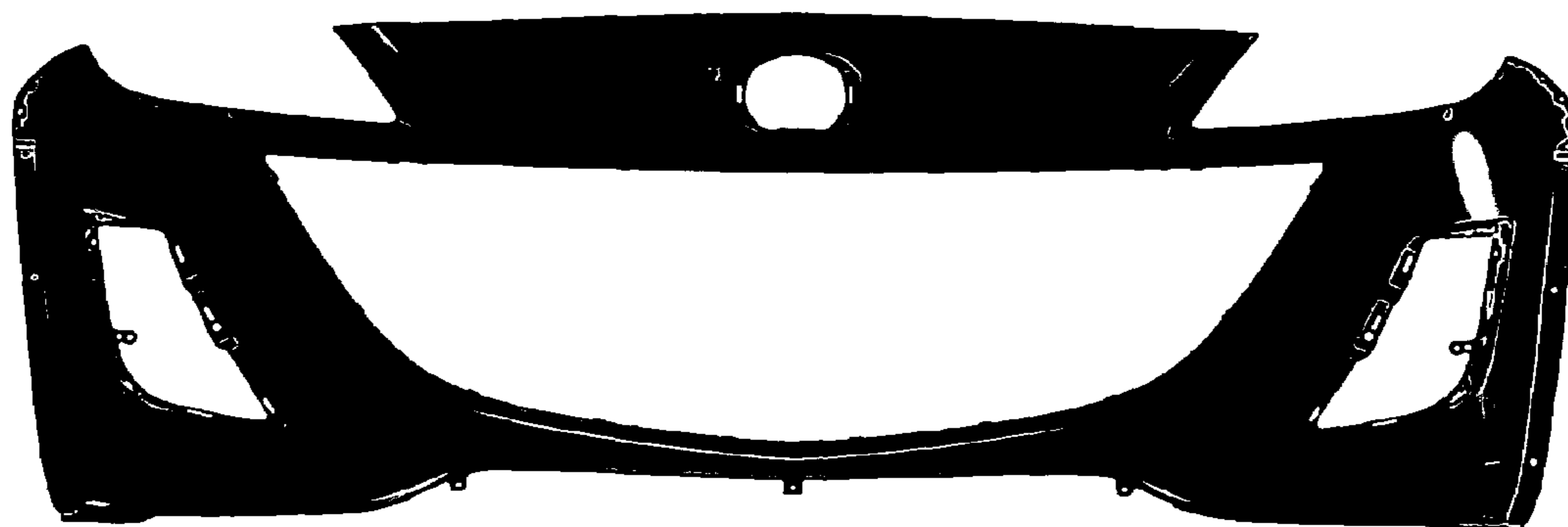


Fig.4




Fig.5

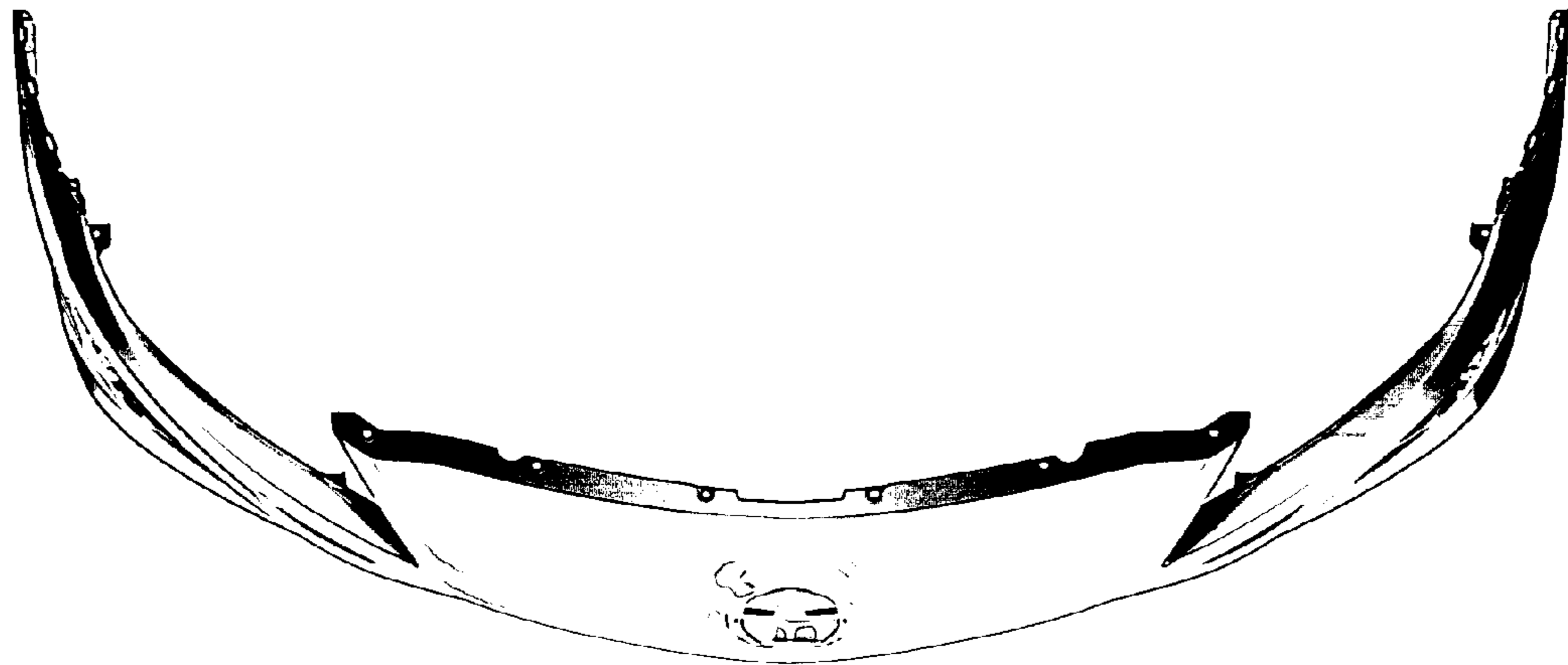


Fig.6

