



US00D595183S

(12) **United States Design Patent**
Nelson et al.

(10) **Patent No.:** **US D595,183 S**
(45) **Date of Patent:** **** Jun. 30, 2009**

(54) **SEATBELT LATCH AND LINK APPARATUS**

6,393,677 B1 5/2002 Anscher
6,719,326 B2 4/2004 Schroth et al.

(75) Inventors: **David J. Nelson**, Huntington Beach, CA
(US); **Russell J. Somers**, Lomita, CA
(US)

(Continued)

(73) Assignee: **Simpson Performance Products, Inc.**,
New Braunfels, TX (US)

OTHER PUBLICATIONS

(**) Term: **14 Years**

(21) Appl. No.: **29/307,804**

Web-pages of Simpson Latch & Link System Harness from <http://www.jegs.com>.
Web-pages of Simpson Ltach F/X Drive Restraint System from <http://store.summitracing.com>.
Web-pages of Simpson Wrap-Around Lap Belt, Cam Lock from <http://www.speedwaymotors.com>.

(22) Filed: **May 13, 2008**

Primary Examiner—Prabhakar Deshmukh
(74) *Attorney, Agent, or Firm*—Everman Law Firm, P.A.;
Gregory R. Everman

(51) **LOC (9) Cl.** **02-07**

(52) **U.S. Cl.** **D11/212; D8/331; D8/339**

(58) **Field of Classification Search** D8/330,
D8/331, 339, 342, 343, 349, 380, 383; D11/200,
D11/212; D3/215, 327; 70/141, 142, 237,
70/261, 258; 297/358, 359; 24/305, 308,
24/315, 335, 165, 160, 629, 532

(57) **CLAIM**

See application file for complete search history.

The ornamental design for a seatbelt latch and link apparatus,
as shown and described.

DESCRIPTION

(56) **References Cited**

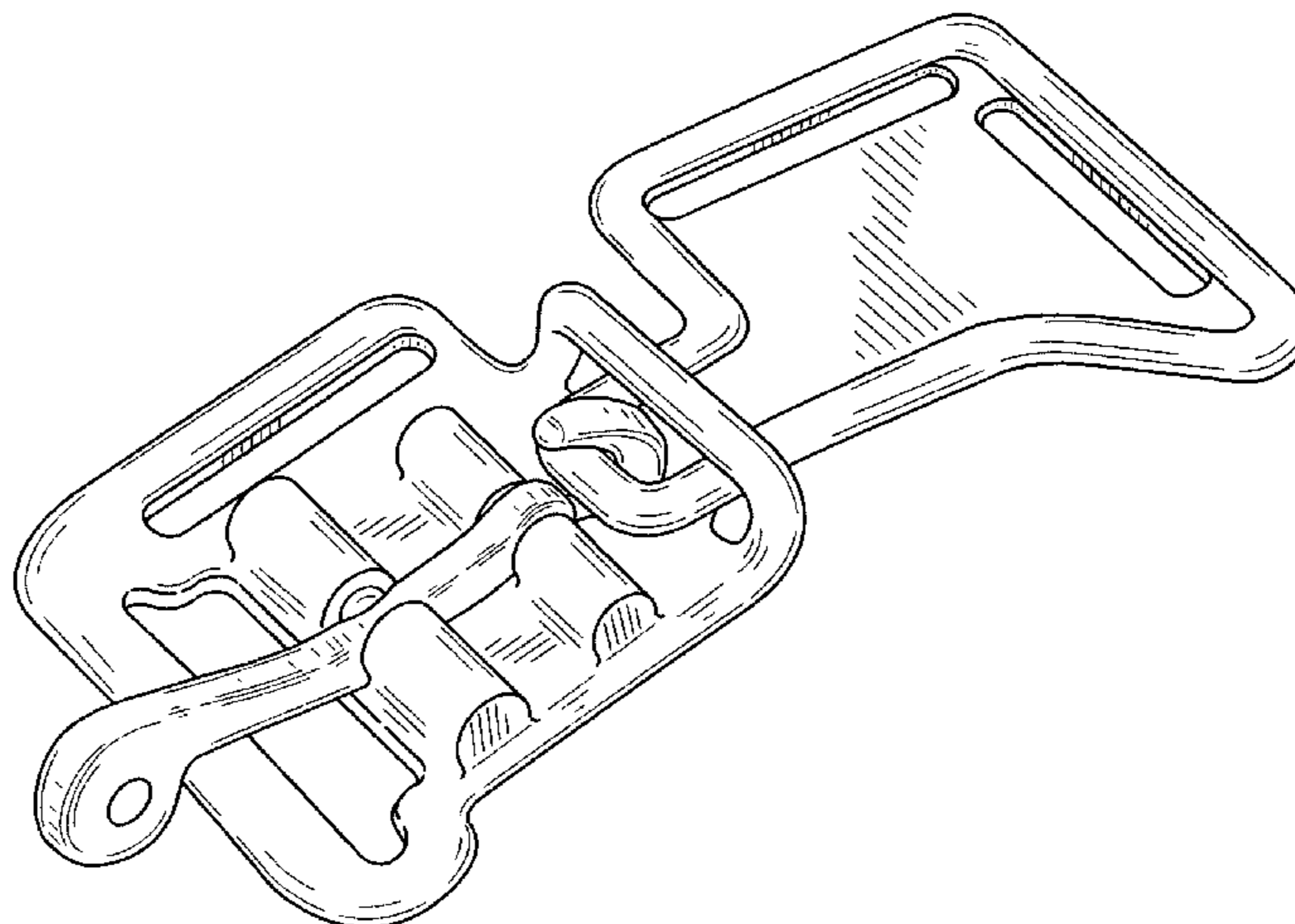
U.S. PATENT DOCUMENTS

2,275,450	A *	3/1942	Manson	297/484
2,750,844	A *	6/1956	Davis	89/28.05
3,576,056	A	4/1971	Barcus	
3,633,965	A	1/1972	Norman	
3,863,303	A	2/1975	Armstrong et al.	
3,925,853	A *	12/1975	Nicklin	24/312
4,302,049	A	11/1981	Simpson	
4,606,552	A	8/1986	Hultzvist	
4,646,400	A	3/1987	Tanaka	
4,809,410	A *	3/1989	Van Riesen	24/579.11
5,086,548	A	2/1992	Tanaka et al.	
D334,009	S *	3/1993	Irving et al.	D8/331
D342,465	S *	12/1993	Anthony et al.	D11/218
5,908,223	A	6/1999	Miller	
5,926,927	A *	7/1999	Winkler	24/593.1
6,049,954	A	4/2000	Britto	
6,061,883	A *	5/2000	Uehara	24/625
6,076,894	A	6/2000	Busch	
D428,806	S *	8/2000	Berger et al.	D8/383

FIG. 1 is a perspective view of a seatbelt latch and link apparatus showing my new design, shown in one of its environmental use as attached to racing harness worn by a driver;
FIG. 2 is a perspective view thereof;
FIG. 3 is a front elevational view thereof;
FIG. 4 is a rear elevational view thereof;
FIG. 5 is a bottom plan view thereof;
FIG. 6 is a top plan view thereof;
FIG. 7 is a left side elevational view thereof;
FIG. 8 is a right side elevational view thereof;
FIG. 9 is a perspective view thereof, shown in another environmental use as attached to a racing harness; and,
FIG. 10 is a front elevational view of FIG. 9.

The broken lines showing of human figure and portions of the racing harness are for illustrative purpose only and form no part of the claimed design.

1 Claim, 7 Drawing Sheets



US D595,183 S

Page 2

U.S. PATENT DOCUMENTS

6,782,587 B2	8/2004	Reilly					
D496,247 S *	9/2004	Roach	D8/339			
6,796,007 B1 *	9/2004	Anscher	24/633			
6,907,646 B2	6/2005	Lee et al.					
					D511,714 S *	11/2005	Pontaoe D11/216
					7,117,568 B2	10/2006	Nolan
					D535,214 S	1/2007	Buckle
					D536,640 S	2/2007	Kawamura et al.
					2005/0204523 A1 *	9/2005	Smith 24/633

* cited by examiner

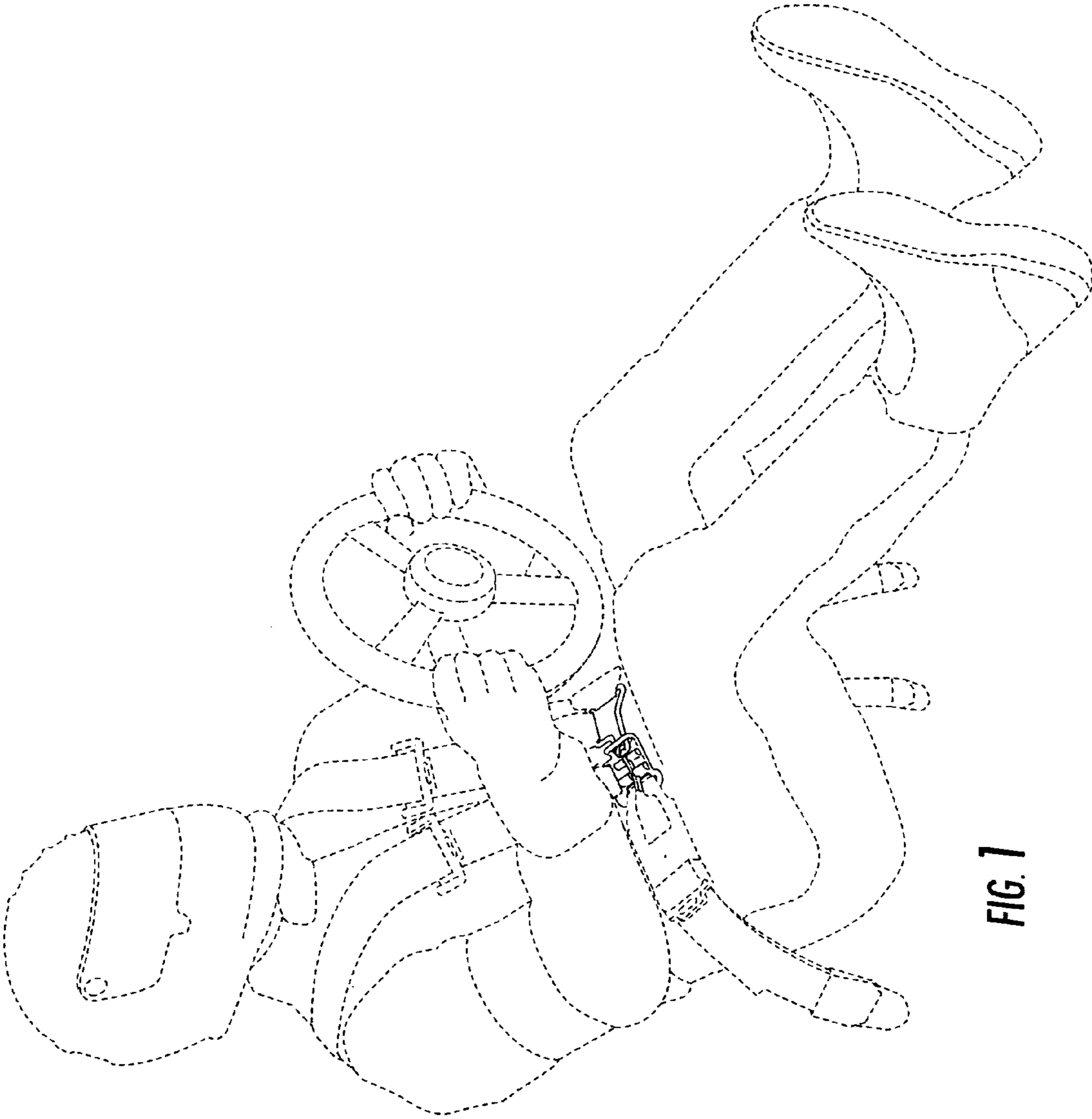


FIG. 1

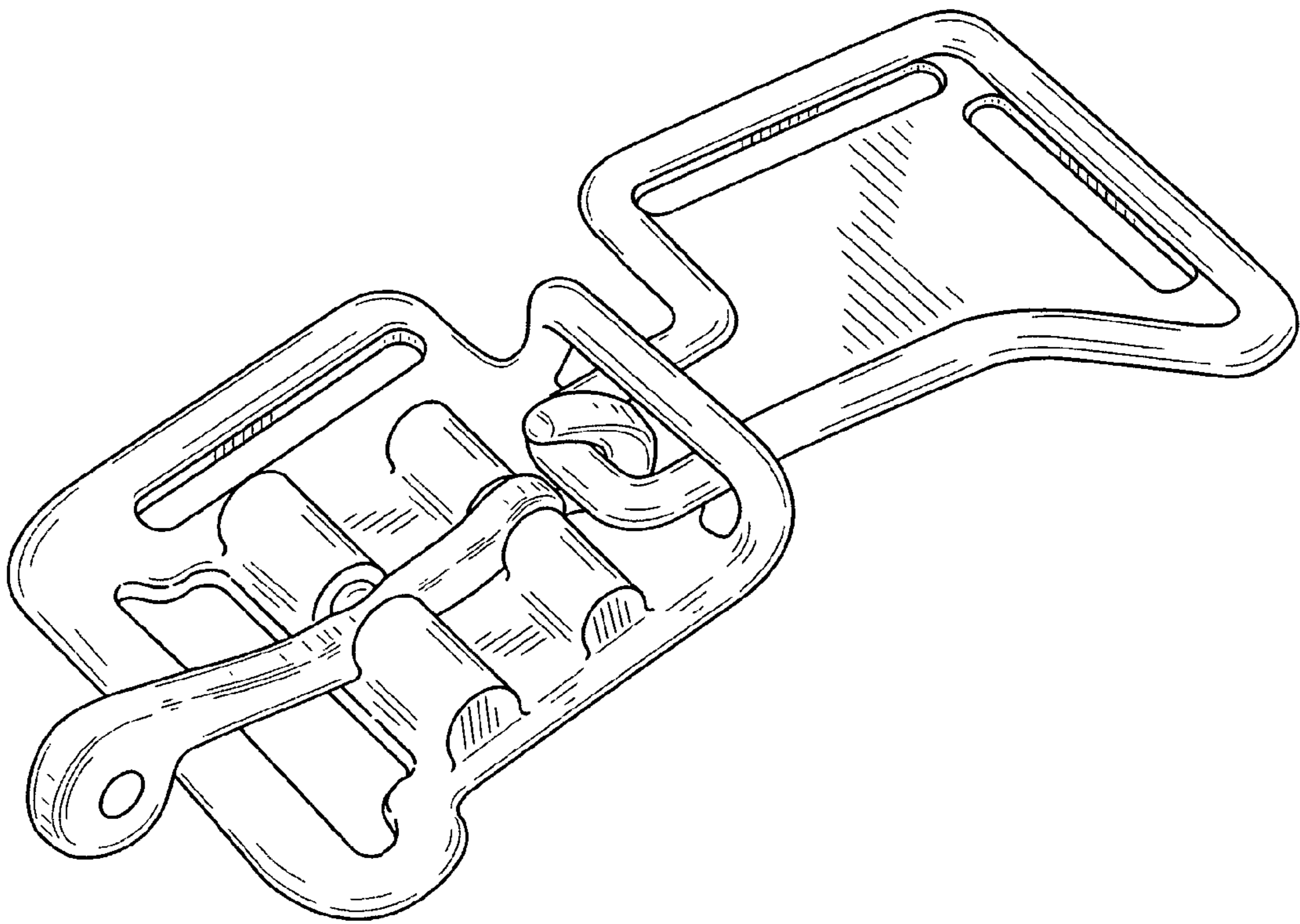


FIG. 2

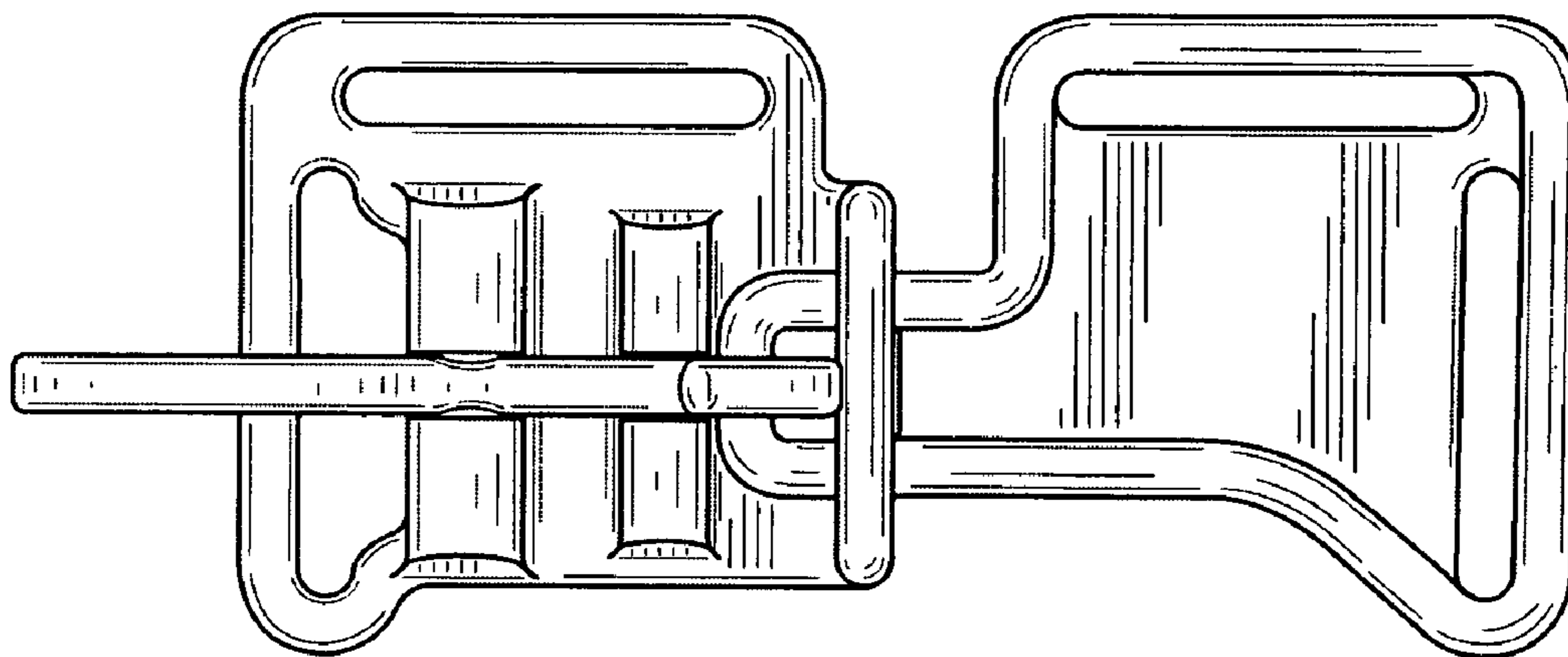


FIG. 3

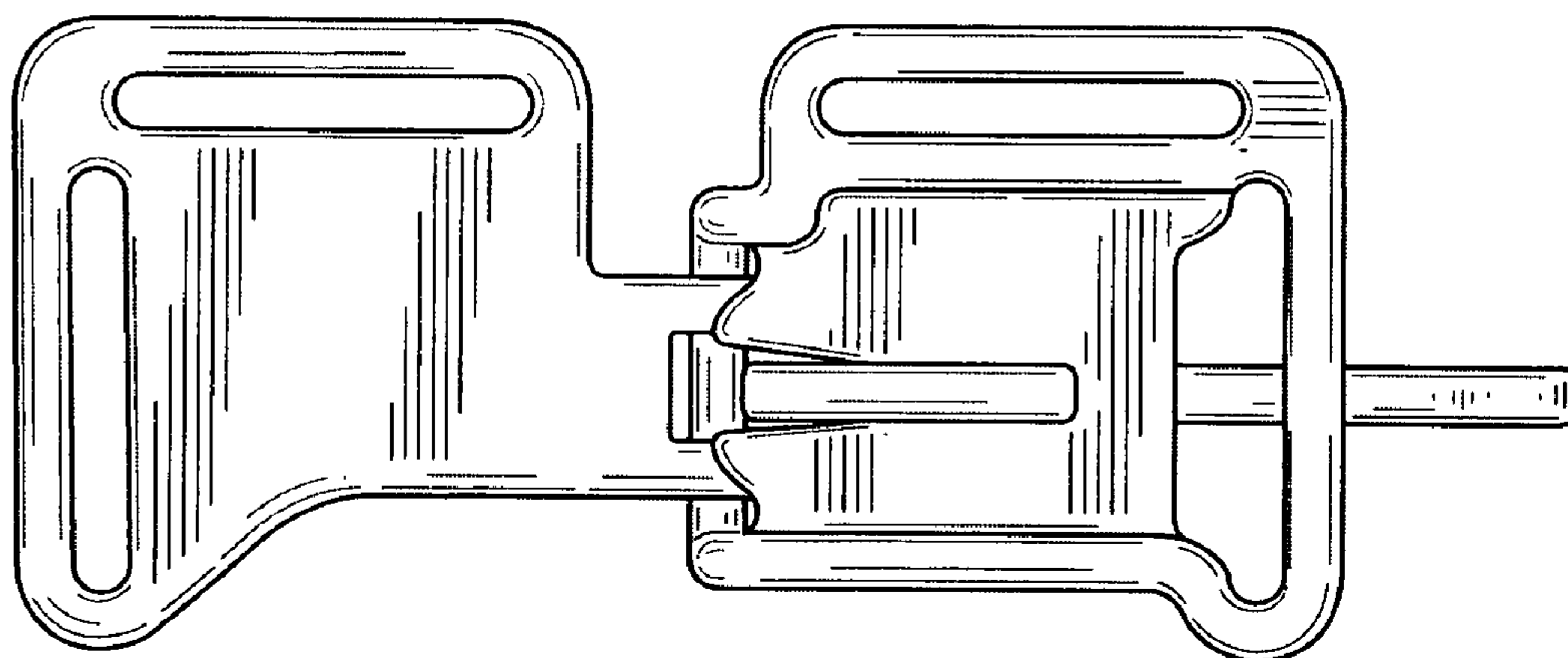


FIG. 4

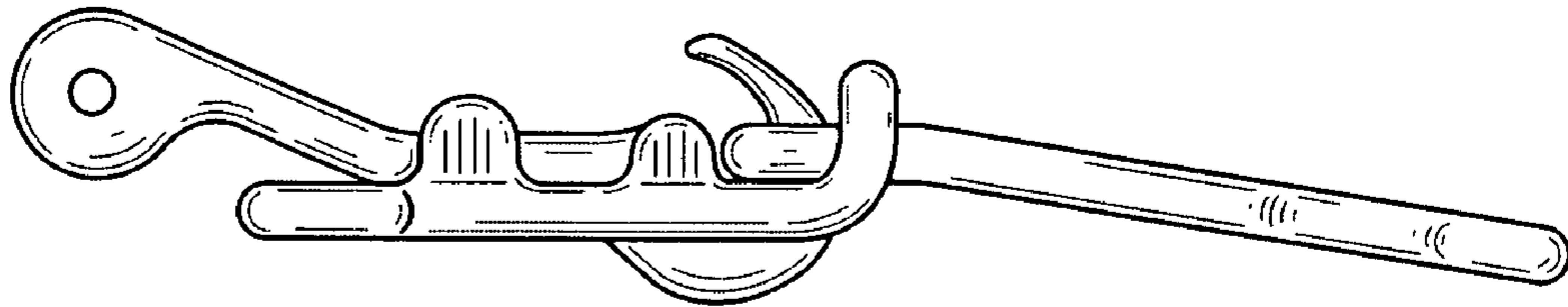


FIG. 5

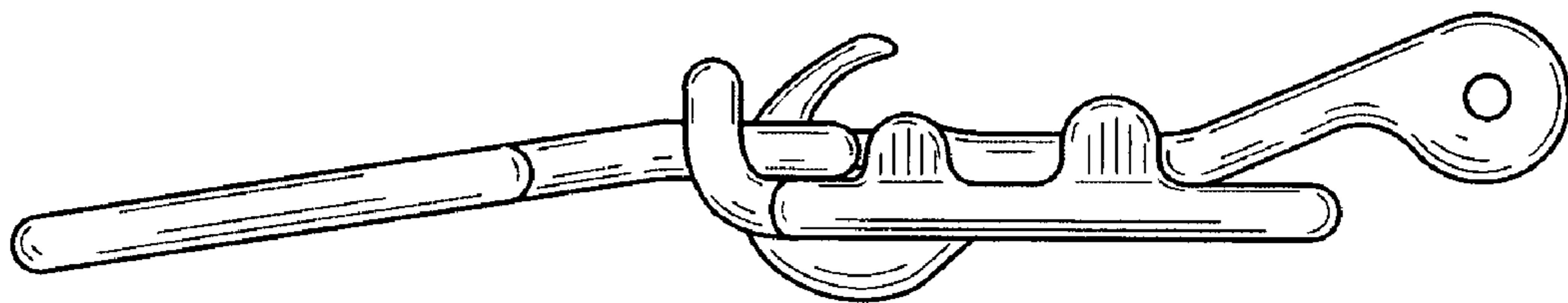


FIG. 6

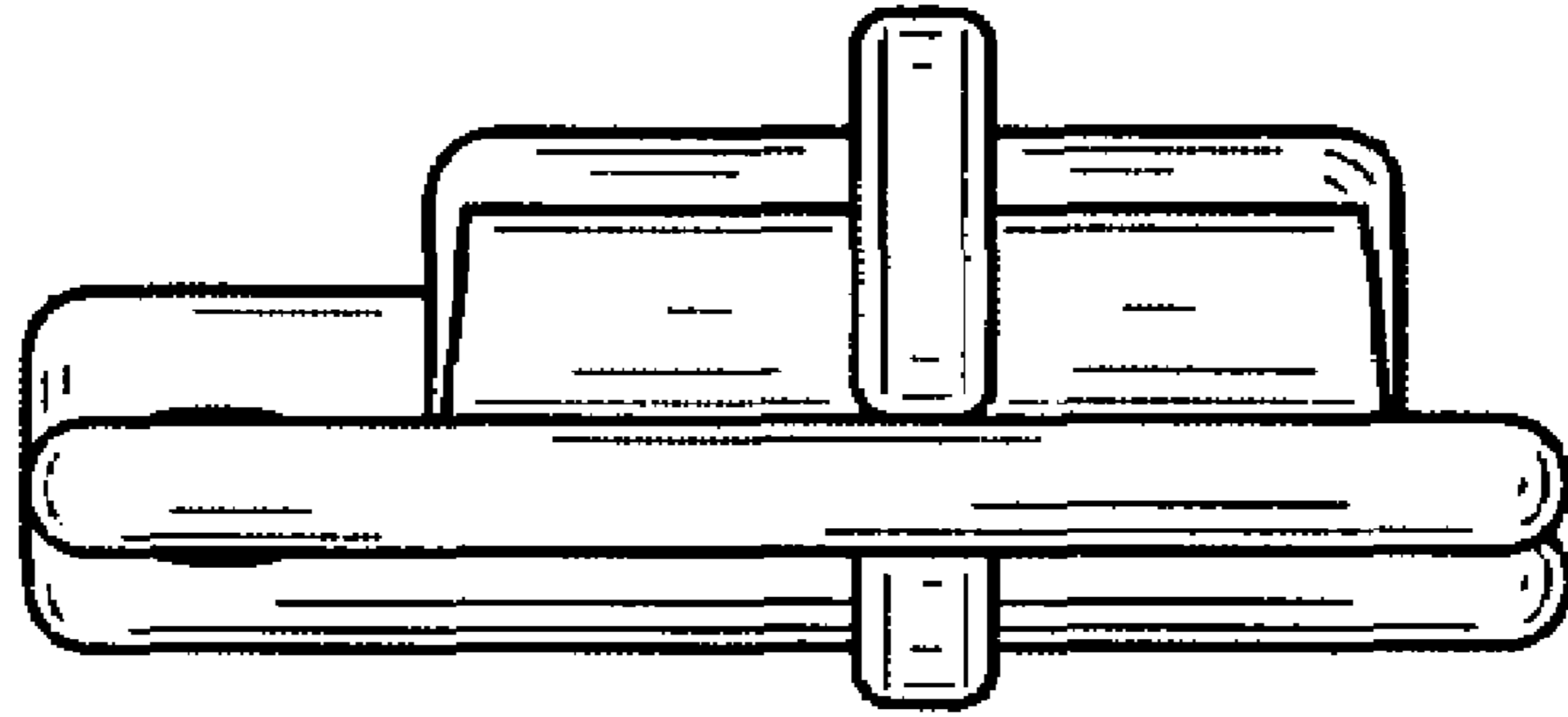


FIG. 7

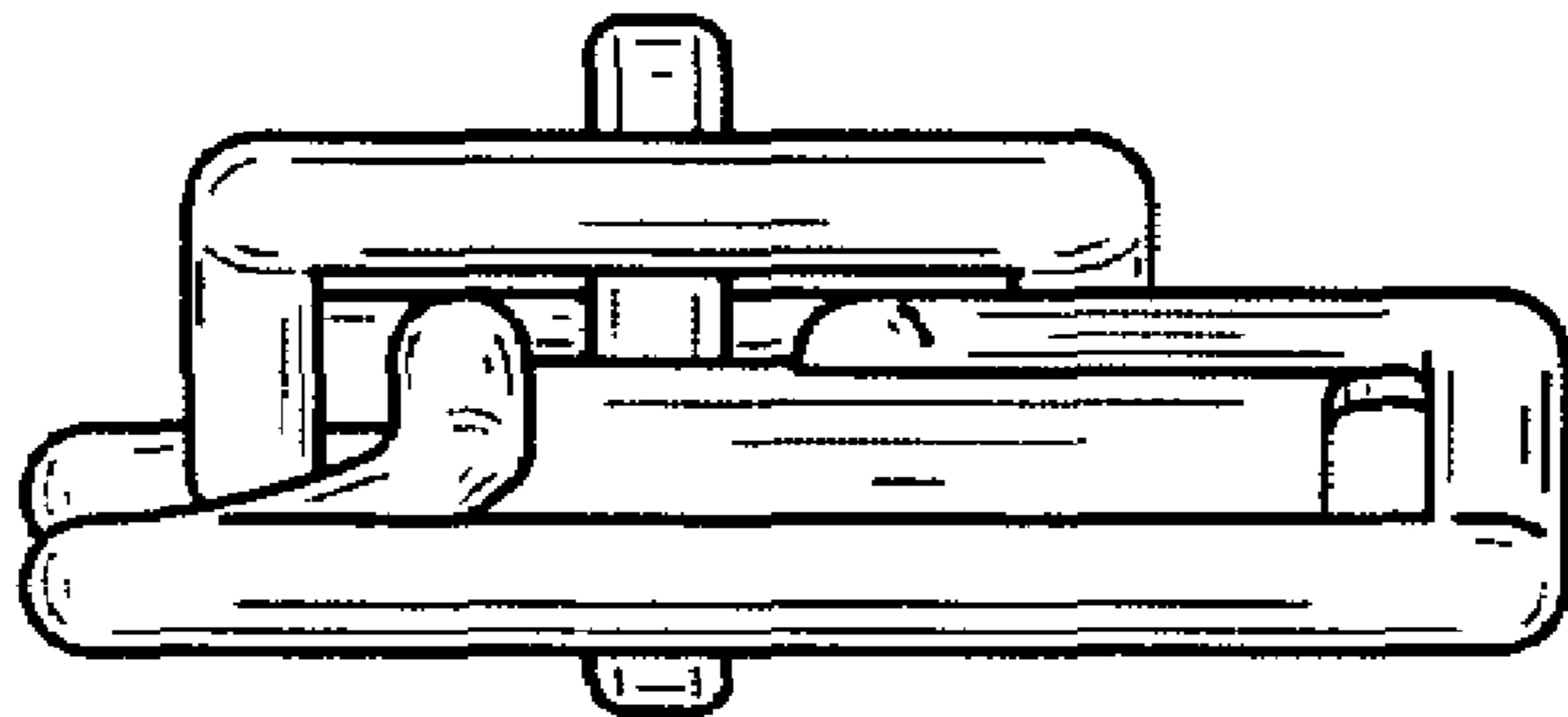


FIG. 8

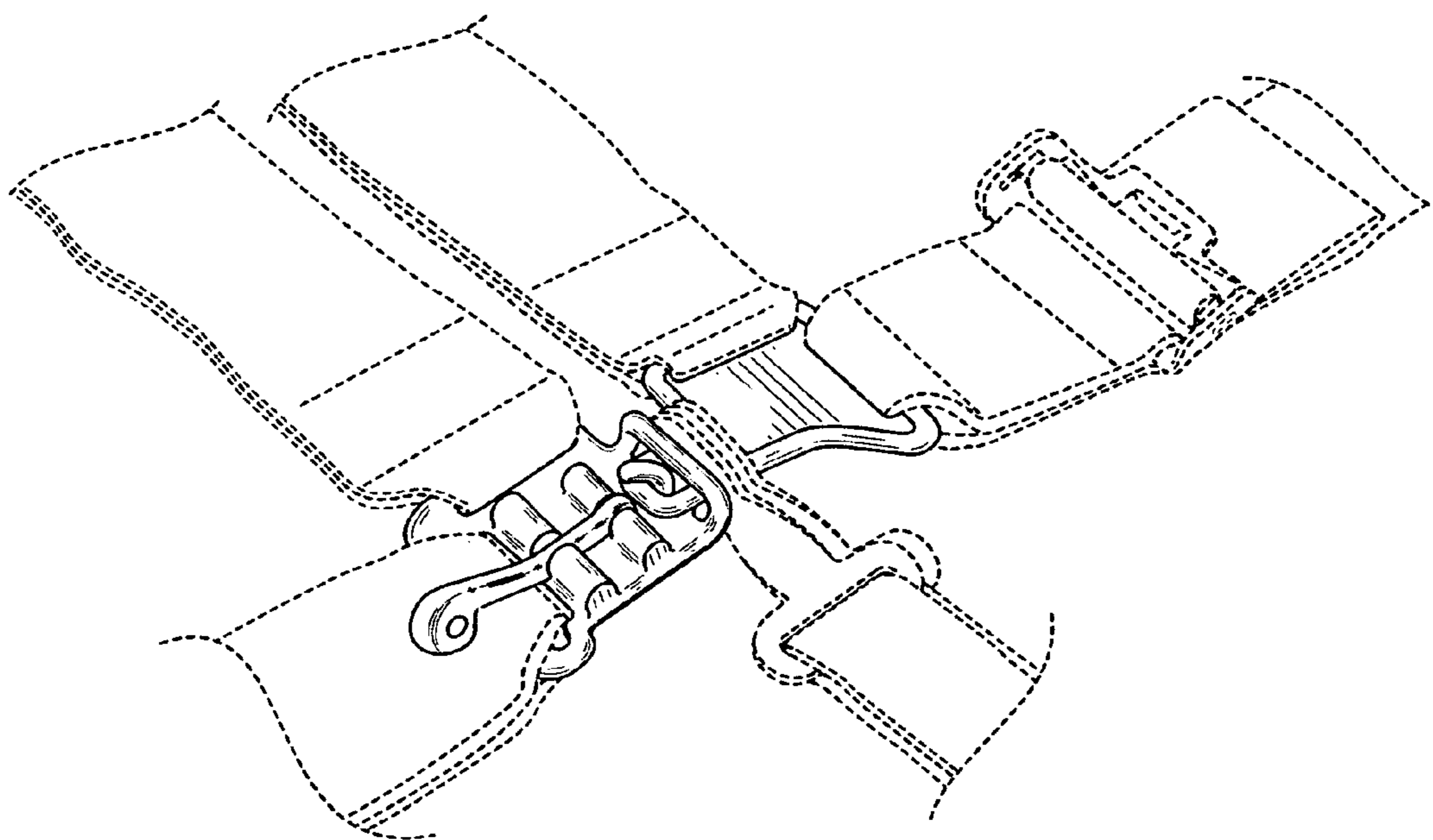


FIG. 9

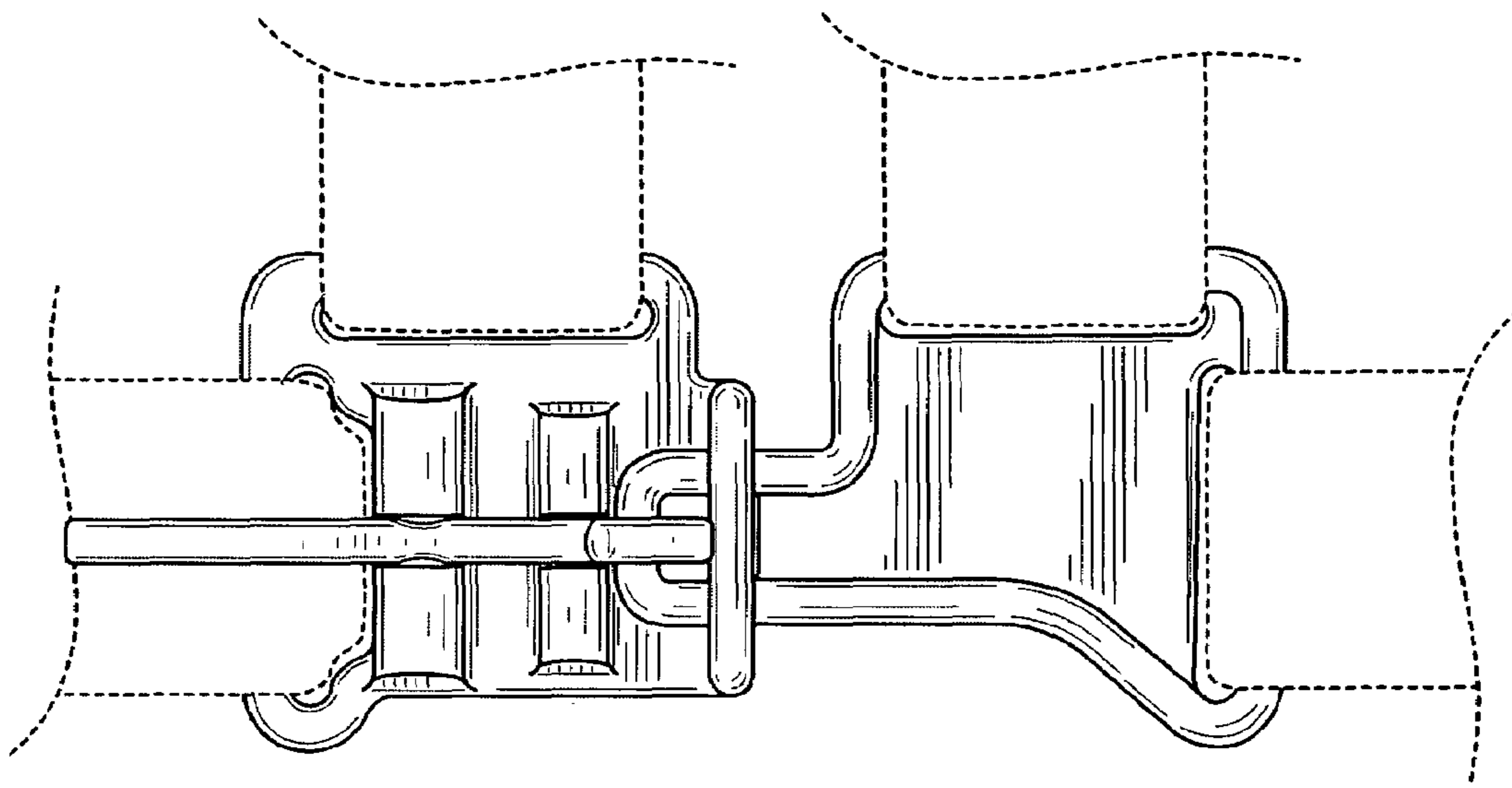


FIG. 10