



US00D595176S

(12) **United States Design Patent**  
**Gruosi**

(10) **Patent No.:** **US D595,176 S**  
(45) **Date of Patent:** **\*\* Jun. 30, 2009**

(54) **RING**  
(75) Inventor: **Fawaz Gruosi**, Prangins (CH)  
(73) Assignee: **de Grisogono, SA**, Plan-les-Ouates (CH)  
(\*\*) Term: **14 Years**  
(21) Appl. No.: **29/295,980**  
(22) Filed: **Oct. 11, 2007**

D383,697 S \* 9/1997 Bulgari ..... D11/35  
D471,836 S \* 3/2003 Chanaratsopon et al. .... D11/27  
D563,821 S \* 3/2008 McKeever et al. .... D11/26  
D576,909 S \* 9/2008 McKeever et al. .... D11/26

\* cited by examiner

*Primary Examiner*—Cathron C Brooks  
*Assistant Examiner*—Melanie Levy  
(74) *Attorney, Agent, or Firm*—Venable, Campillo, Logan & Meaney PC

(30) **Foreign Application Priority Data**  
Apr. 11, 2007 (CH) ..... 133911

(57) **CLAIM**

The ornamental design for a ring, as shown and described.

(51) **LOC (9) Cl.** ..... **11-01**  
(52) **U.S. Cl.** ..... **D11/26**  
(58) **Field of Classification Search** ..... D11/26-39;  
63/15, 15.1-15.4, 15.45, 15.5, 15.6, 15.65  
See application file for complete search history.

**DESCRIPTION**

FIG. 1 is a top and side perspective view of a ring showing my new design;  
FIG. 2 is a front view thereof;  
FIG. 3 is a top view thereof; and,  
FIG. 4 is a side view thereof.

(56) **References Cited**  
U.S. PATENT DOCUMENTS  
D354,016 S \* 1/1995 Schubert ..... D11/42

**1 Claim, 1 Drawing Sheet**




Fig. 1




Fig. 2


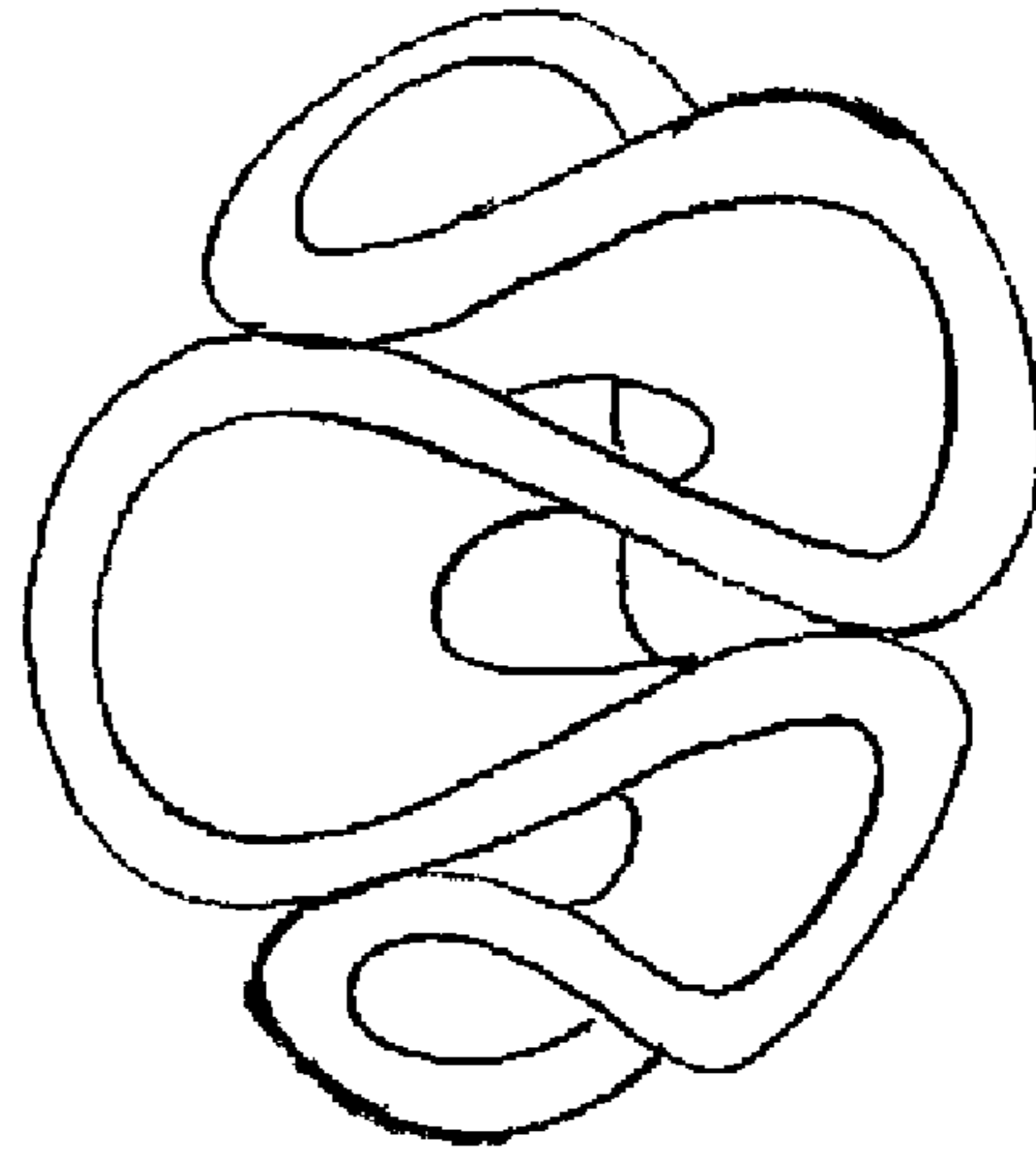


Fig. 3

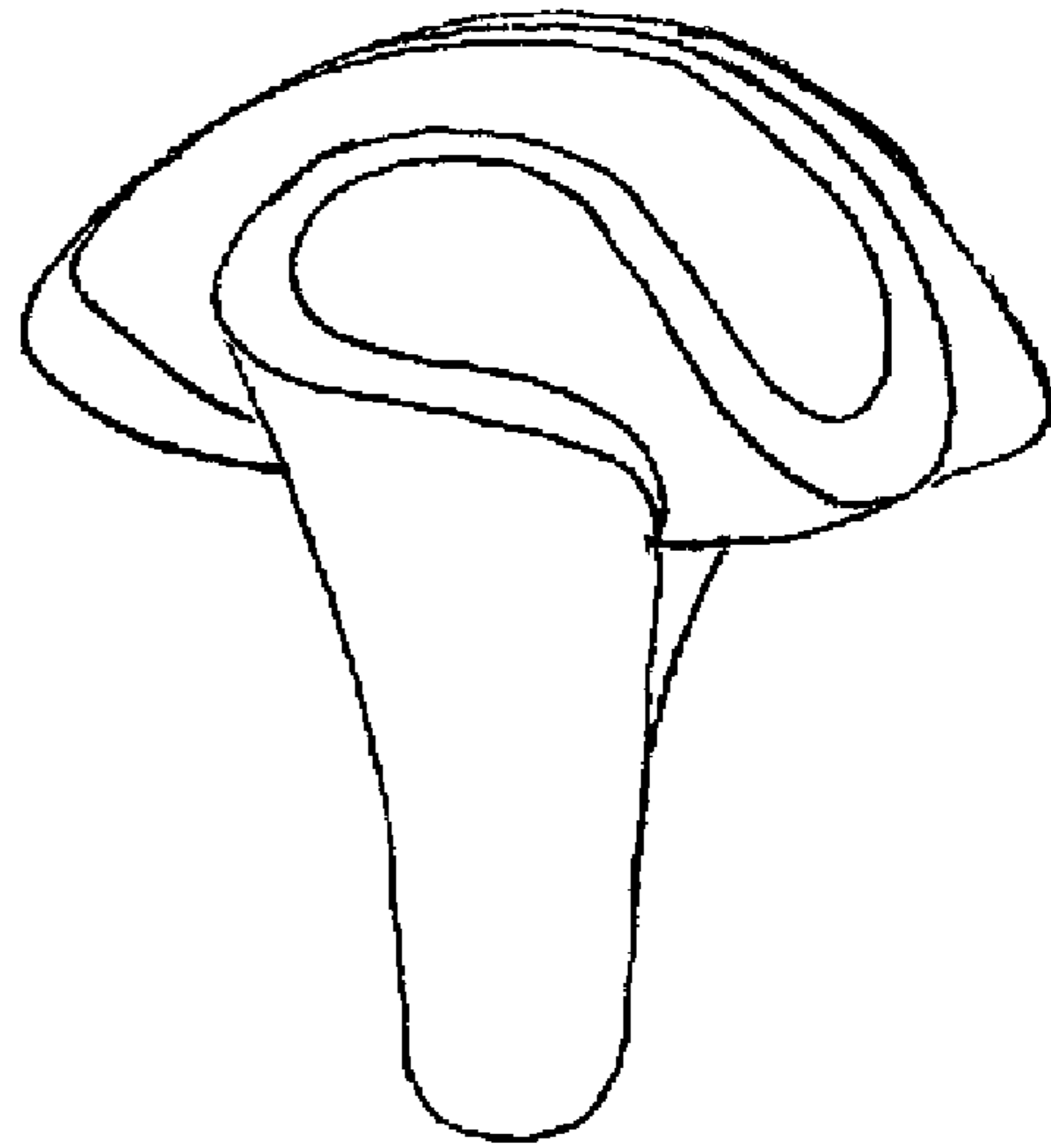


Fig. 4