



US00D595173S

(12) **United States Design Patent**
Shin

(10) **Patent No.:** **US D595,173 S**
(45) **Date of Patent:** **** Jun. 30, 2009**

(54) **LIGHT BAR FOR EMERGENCY VEHICLES**

(76) Inventor: **David D Shin**, 7322 Madison St.,
Paramount, CA (US) 90723

(**) Term: **14 Years**

(21) Appl. No.: **29/332,863**

(22) Filed: **Feb. 26, 2009**

(51) **LOC (9) Cl.** **10-05**

(52) **U.S. Cl.** **D10/114**

(58) **Field of Classification Search** D10/109,
D10/111, 114; D26/39-31, 60; 340/815.45,
340/908.1, 463; 362/311, 373, 35, 183, 200,
362/196, 191, 459, 460-463, 465

See application file for complete search history.

(56) **References Cited**

U.S. PATENT DOCUMENTS

2,814,029	A	11/1957	McRea	
3,278,741	A	10/1966	Wood	
D249,250	S	9/1978	Peirisj, Jr.	
4,357,595	A	11/1982	Gosswiller	
D274,001	S	5/1984	Sailers	
4,620,268	A	10/1986	Ferenc	
4,937,711	A	6/1990	Shuen	
4,956,753	A	9/1990	Renfrew	
D324,921	S	3/1992	Stanuch et al.	
D345,316	S *	3/1994	Green et al.	D10/114
D355,142	S	2/1995	Wagner	
5,452,188	A *	9/1995	Green et al.	362/493
D400,675	S	11/1998	Sopko	
D410,402	S *	6/1999	Stein et al.	D10/114
D419,249	S	1/2000	Ford et al.	
D432,038	S *	10/2000	Sasaki et al.	D10/114
D432,444	S *	10/2000	Sasaki et al.	D10/114
D442,106	S	5/2001	Stein et al.	
6,461,008	B1	10/2002	Pederson	
D476,253	S *	6/2003	Stein et al.	D10/114
6,590,502	B1	7/2003	Pederson	
6,623,151	B2	9/2003	Pederson	

D491,482	S *	6/2004	Chiang	D10/114
6,788,217	B2	9/2004	Pederson	
6,789,930	B2	9/2004	Pederson	
6,814,459	B2	11/2004	Pederson	
6,822,578	B2	11/2004	Pederson	
7,033,036	B2	4/2006	Pederson	
D545,230	S *	6/2007	Jalala	D10/114
7,394,398	B2	7/2008	Pederson	
D585,318	S *	1/2009	Jalala	D10/114
2008/0218328	A1 *	9/2008	Chiu	340/468

* cited by examiner

Primary Examiner—Caron Veynar

Assistant Examiner—George D Kirschbaum

(57) **CLAIM**

The ornamental design for a light bar for emergency vehicles, as shown and described.

DESCRIPTION

FIG. 1 is a top, right perspective view of a light bar for emergency vehicles showing my new design;

FIG. 2 is a top view thereof;

FIG. 3 is a bottom view thereof;

FIG. 4 is a front view thereof;

FIG. 5 is a back view thereof;

FIG. 6 is a left view thereof;

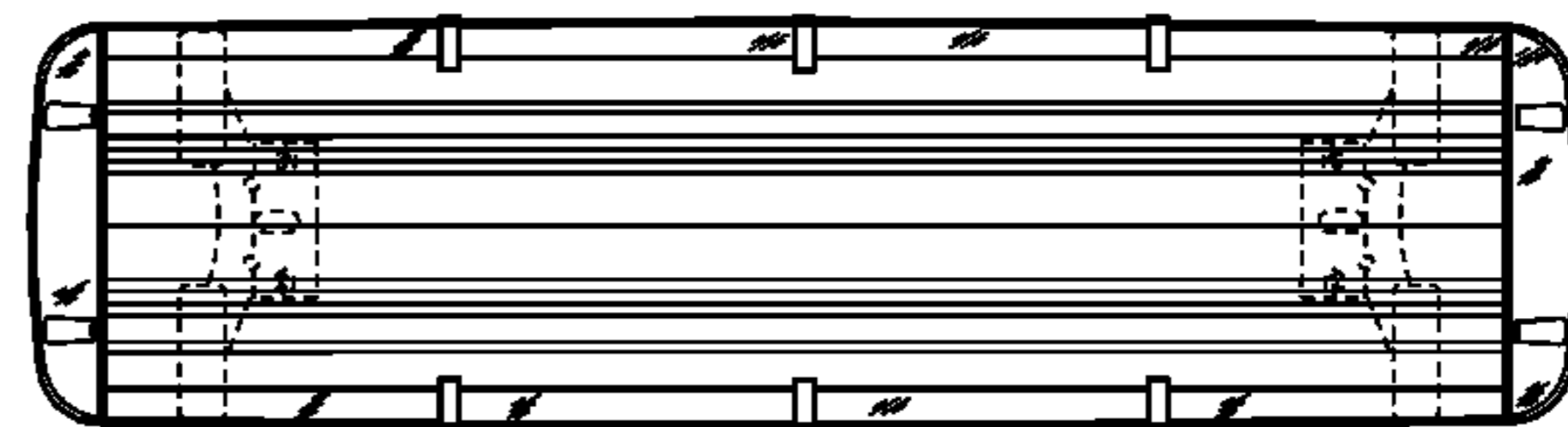
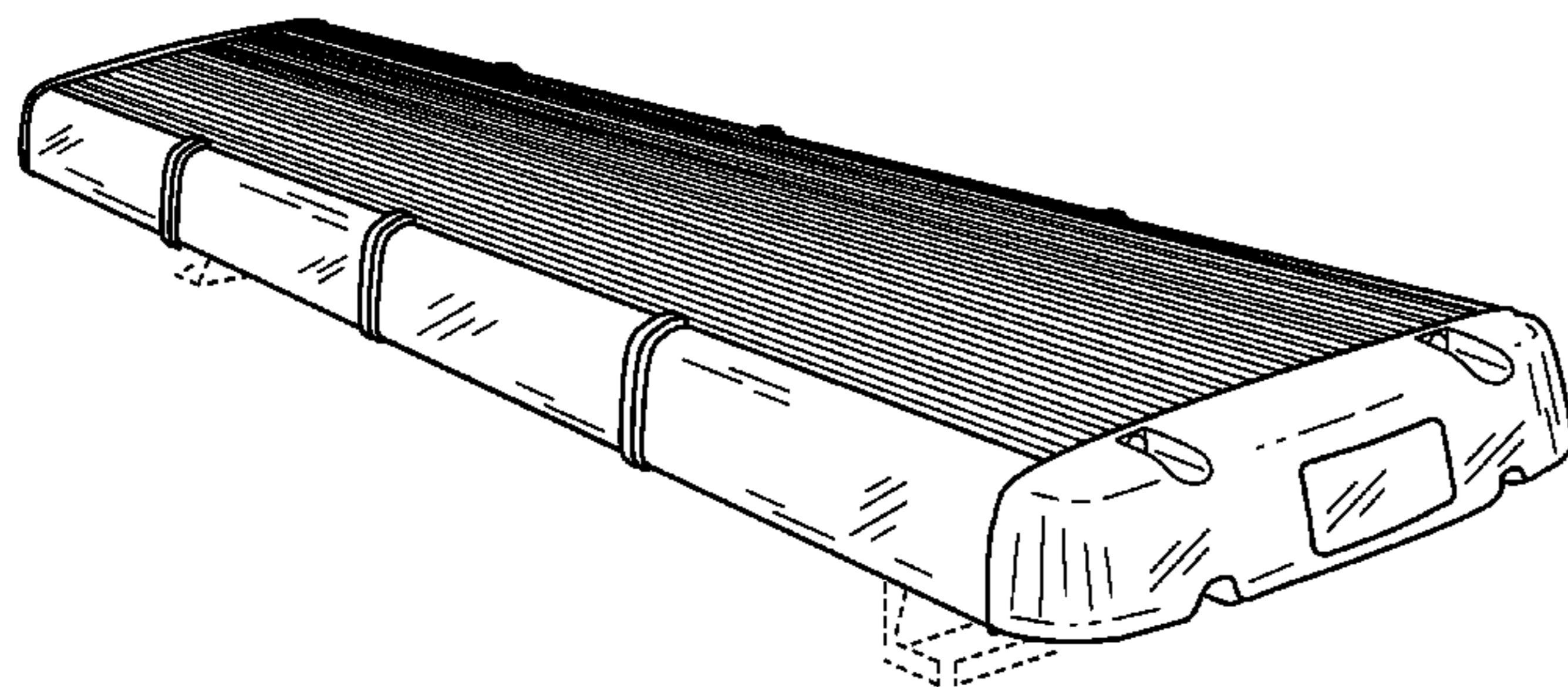
FIG. 7 is a right view thereof; and,

FIG. 8 is a view of the light bar for emergency vehicles mounted on the roof of vehicle.

The broken lines in FIGS. 1 and 3-8 depict environmental subject matter of mounting hardware for the invention and form no part of the claimed design.

The broken lines in FIG. 8 depict environmental subject matter of mounting hardware for the invention on a vehicle only and form no part of the claimed design.

1 Claim, 5 Drawing Sheets



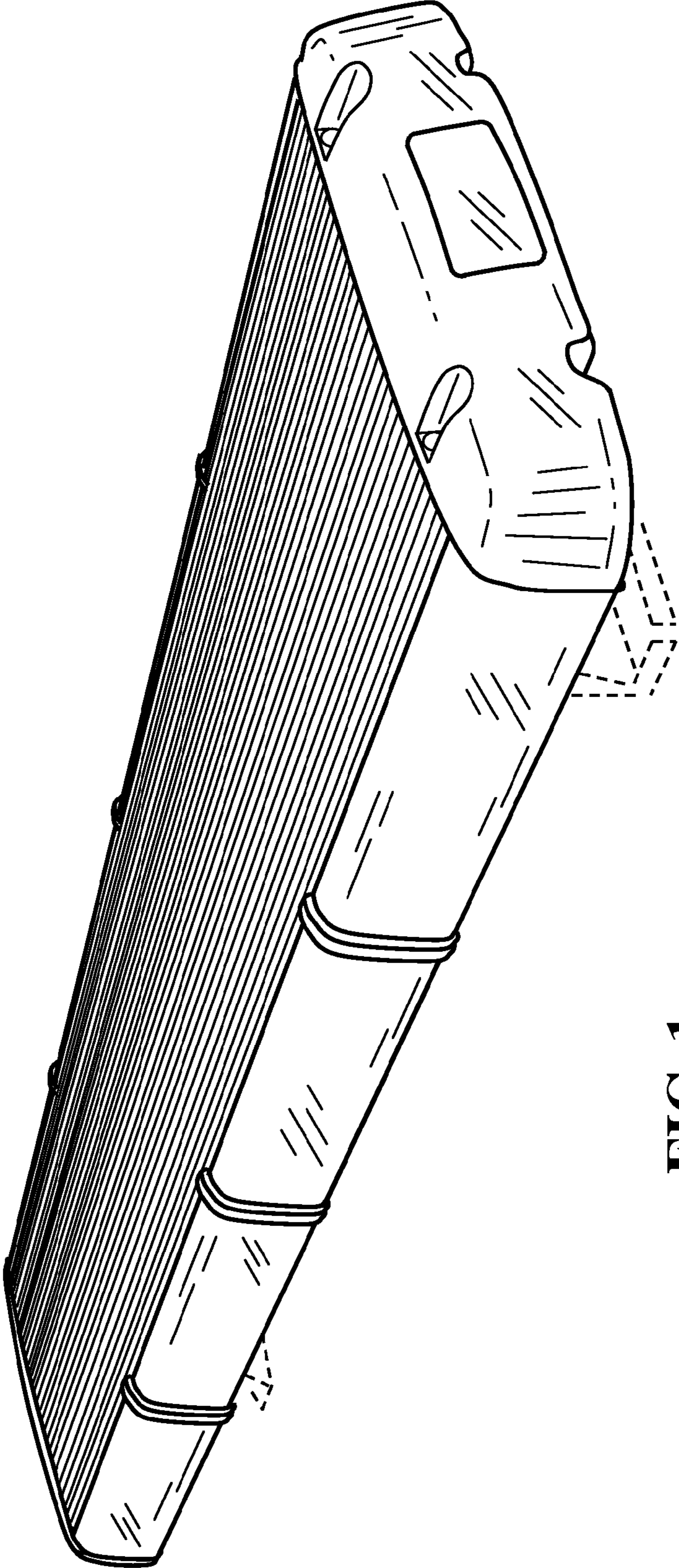


FIG. 1

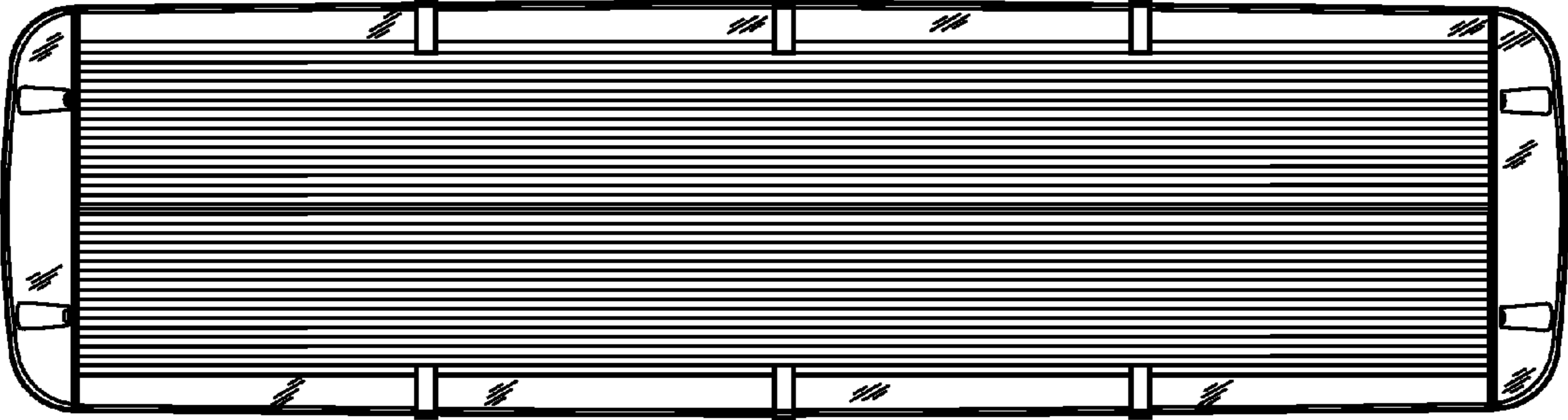


FIG. 2

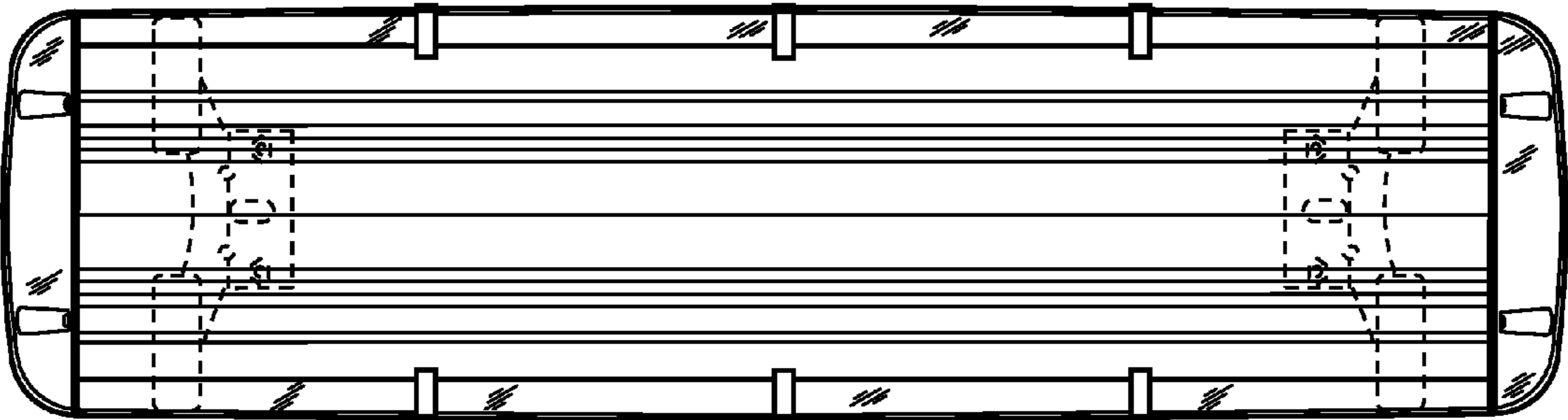


FIG. 3

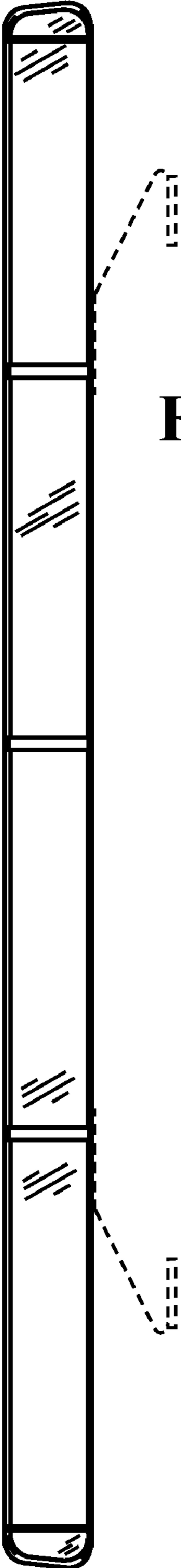


FIG. 4




FIG. 5

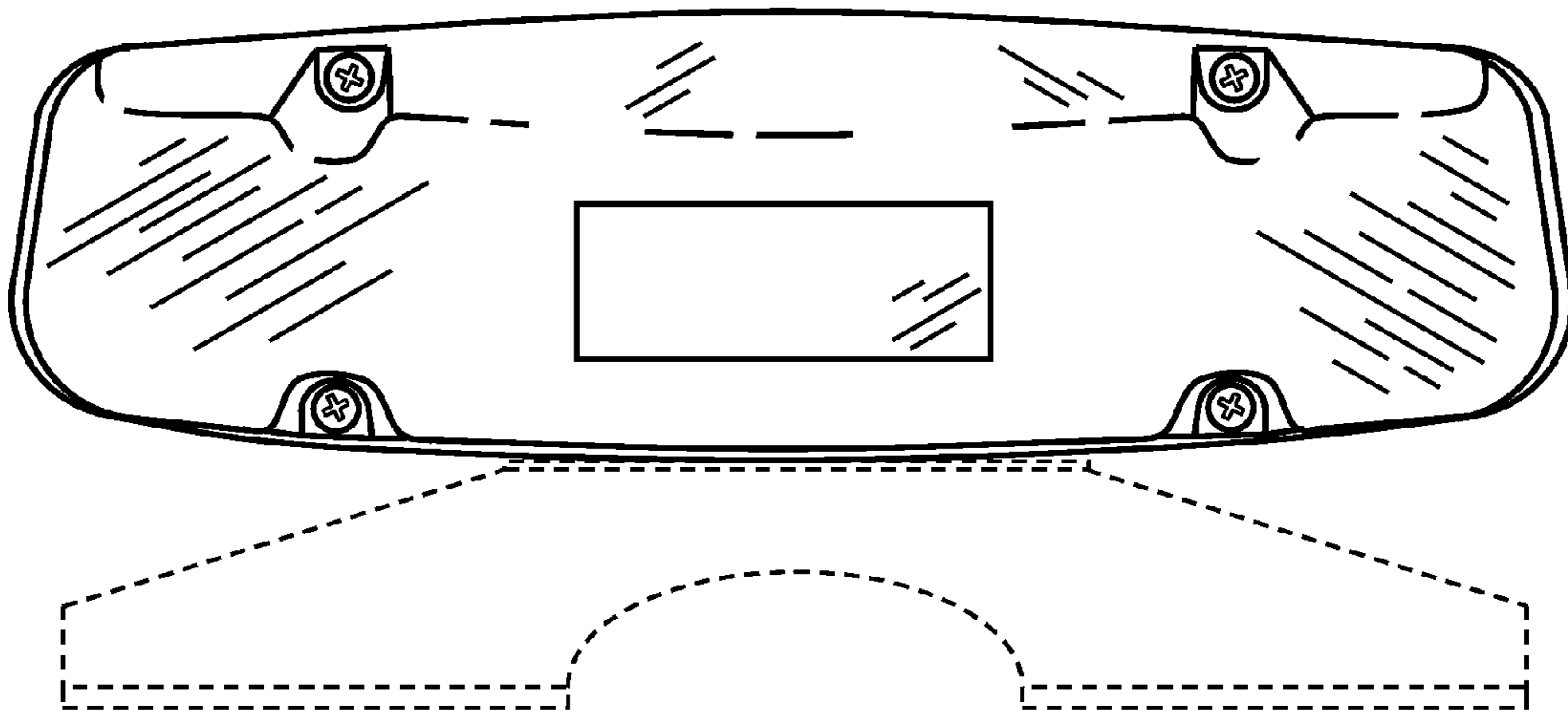


FIG. 6




FIG. 7

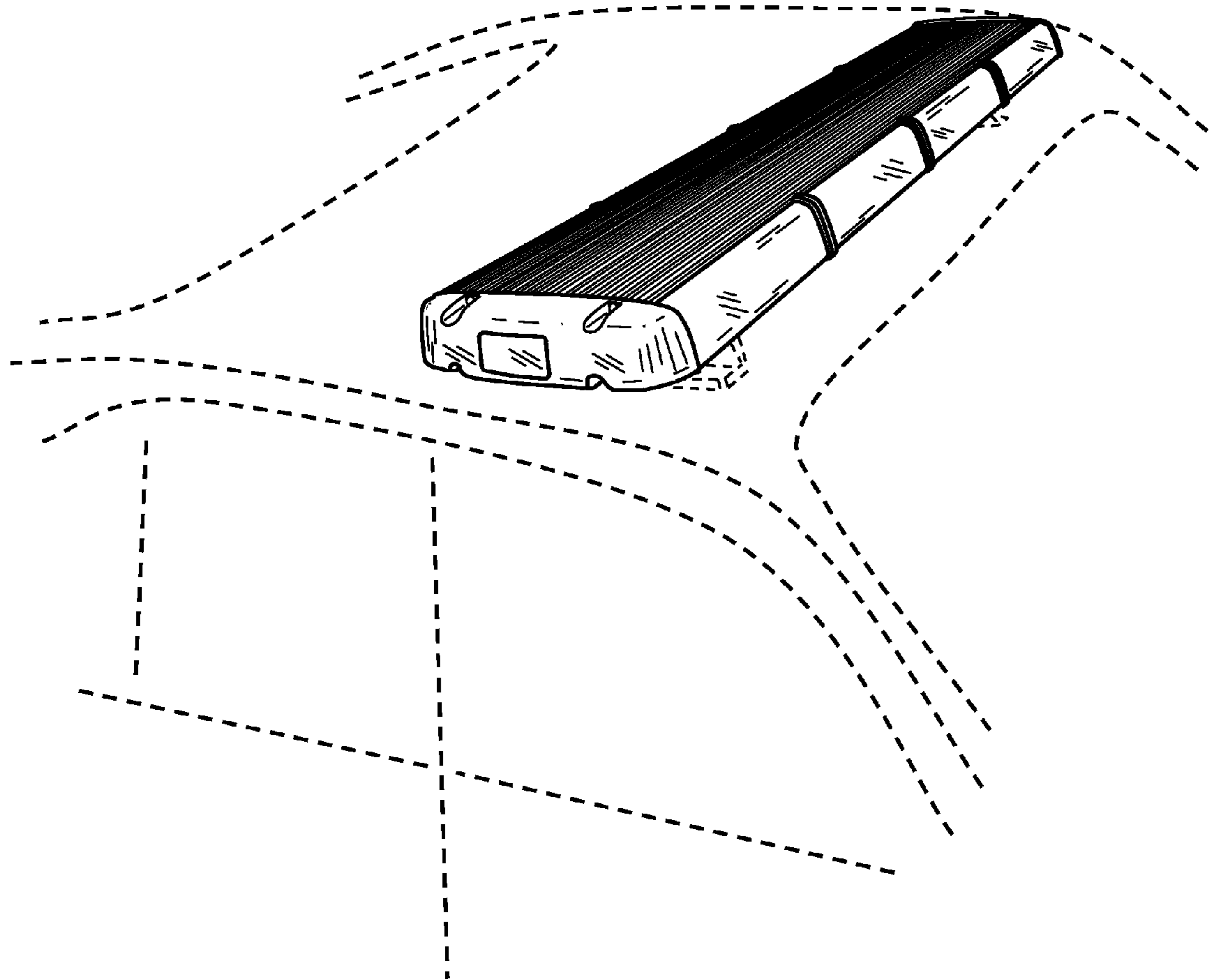


FIG. 8