



US00D595139S

(12) **United States Design Patent**
Darr et al.

(10) **Patent No.:** **US D595,139 S**
(45) **Date of Patent:** **** *Jun. 30, 2009**

(54) **CONTAINER BODY PORTION**

(75) Inventors: **Richard C. Darr**, Medina, OH (US);
Edward V. Morgan, Northville, MI
(US); **Christopher T. Caldwell**, Monroe,
MI (US)

(73) Assignee: **Plastipak Packaging, Inc.**, Plymouth,
MI (US)

(*) Notice: This patent is subject to a terminal dis-
claimer.

(**) Term: **14 Years**

(21) Appl. No.: **29/330,440**

(22) Filed: **Jan. 7, 2009**

Related U.S. Application Data

(62) Division of application No. 29/297,148, filed on Nov.
5, 2007, now Pat. No. Des. 584,952.

(51) **LOC (9) Cl.** **09-01**

(52) **U.S. Cl.** **D9/538; D9/556**

(58) **Field of Classification Search** D9/682,
D9/688-693, 500, 502-505, 516, 520, 529,
D9/537-540, 546, 549, 552, 556, 558, 569,
D9/773-775; 215/282-384, 396, 398, 12.2;
D7/509-511

See application file for complete search history.

(56) **References Cited**

U.S. PATENT DOCUMENTS

D198,511 S * 6/1964 Fuerst D9/556
3,317,110 A * 5/1967 Palmer 229/5.5
D257,427 S * 10/1980 Cooke et al. D9/538
D286,000 S * 10/1986 Bussell D7/531
D384,889 S * 10/1997 Nasrallah D9/500
5,704,504 A * 1/1998 Bueno 215/381

D421,910 S * 3/2000 Warner et al. D9/538 X
D428,813 S * 8/2000 Haley D9/500
D541,106 S * 4/2007 Spiegel D7/510
D556,595 S * 12/2007 Rucinski D9/556 X
D571,213 S * 6/2008 Le Bras-Brown et al. D9/516
D573,025 S * 7/2008 Darr et al. D9/516
D573,891 S * 7/2008 Darr et al. D9/538
D577,598 S * 9/2008 Darr et al. D9/552
D582,279 S * 12/2008 Darr et al. D9/516
D582,287 S * 12/2008 Lovelace et al. D9/538
D582,288 S * 12/2008 Lovelace et al. D9/538
D591,154 S * 4/2009 Darr et al. D9/500

FOREIGN PATENT DOCUMENTS

GB 2031850 * 11/1993

* cited by examiner

Primary Examiner—Carol Rademaker

(74) *Attorney, Agent, or Firm*—Dykema Gossett PLLC

(57) **CLAIM**

The ornamental design for a container body portion, as shown
and described.

DESCRIPTION

FIG. 1 is a top, front, and right side perspective view of a
container body portion of the present invention;

FIG. 2 is a front elevational view thereof, the views rotated
60°, 120°, 180°, 240°, and 300° clockwise from the front view
being identical;

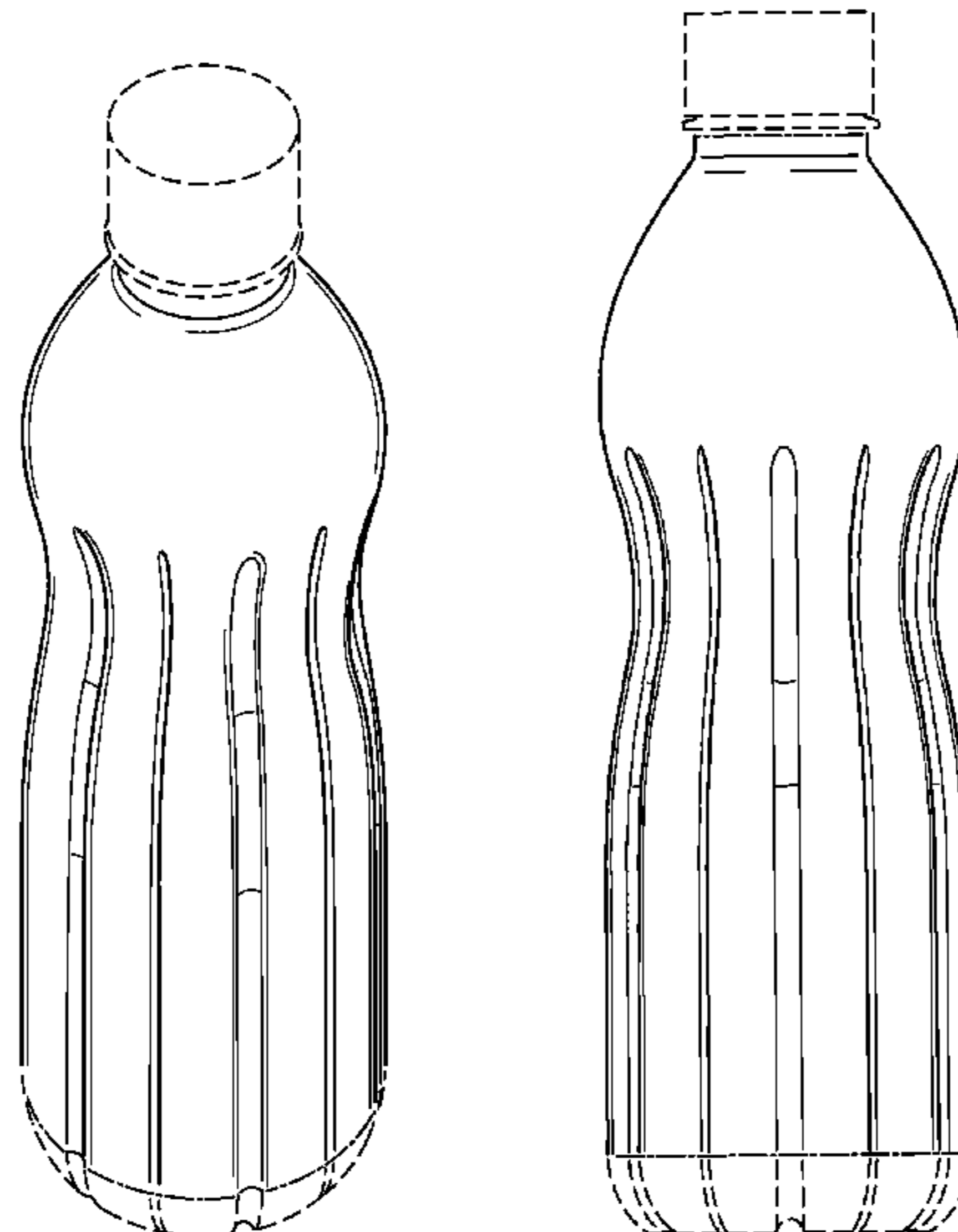
FIG. 3 is a top plan view thereof; and,

FIG. 4 is a bottom plan view thereof.

The dash-dash-dash-dash broken lines shown in the drawings
are included for the purpose of showing environmental struc-
ture that forms no part of the claimed design.

The dot-dash-dot-dash broken lines shown in the drawings
define the boundaries of the claimed design.

1 Claim, 3 Drawing Sheets



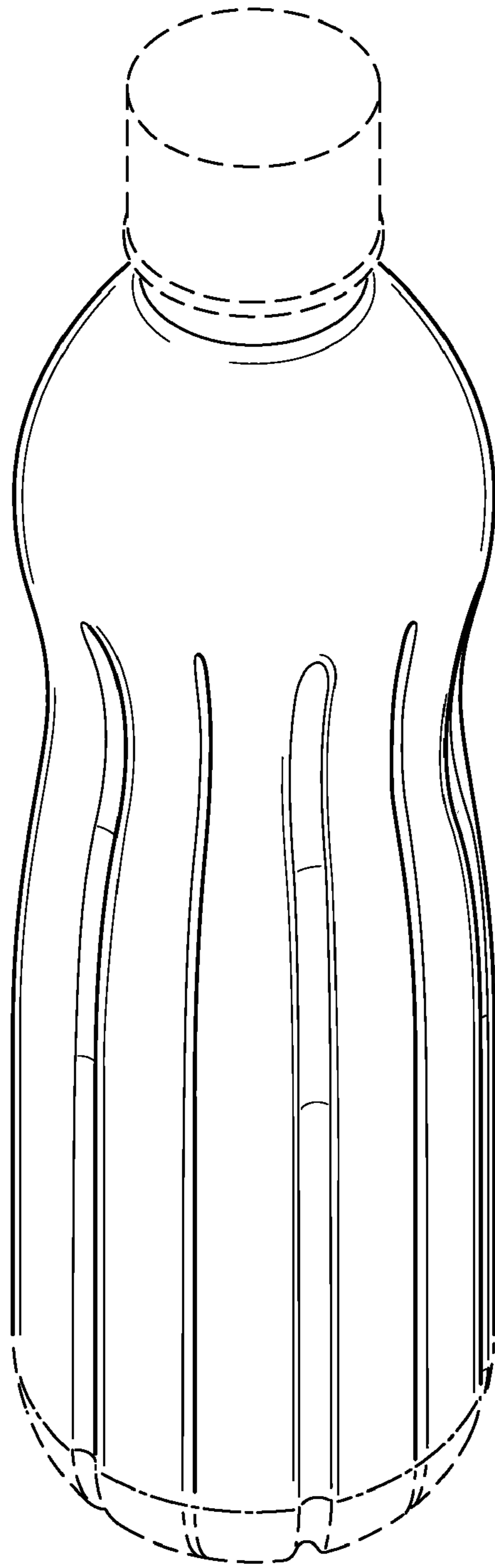


FIG. 1

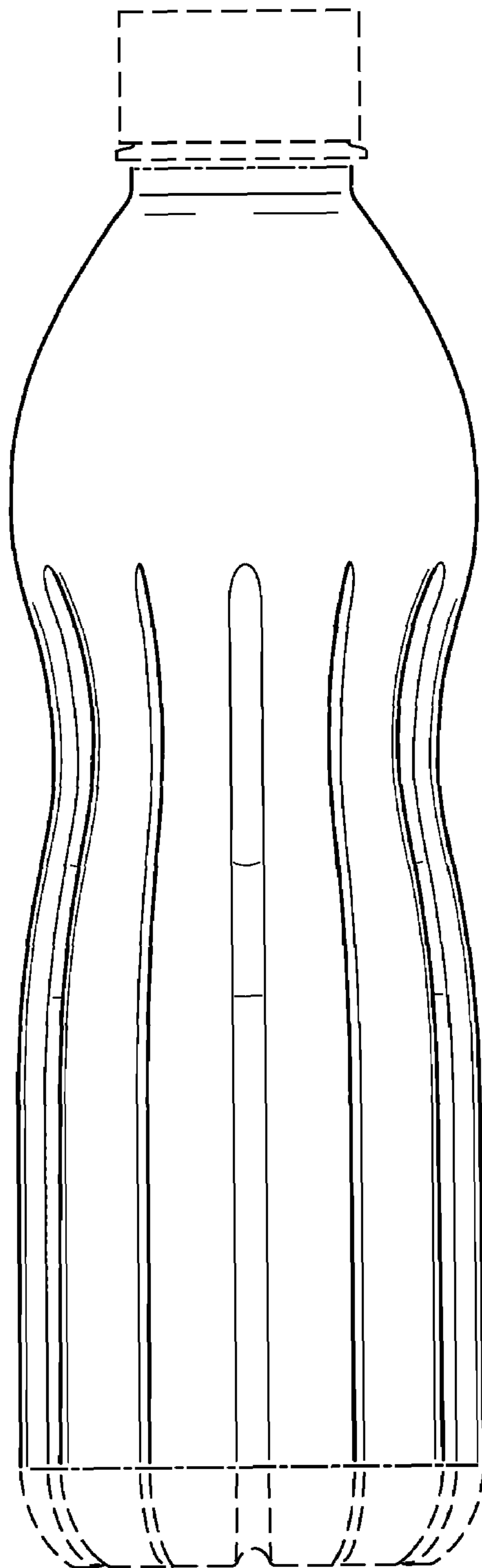


FIG. 2

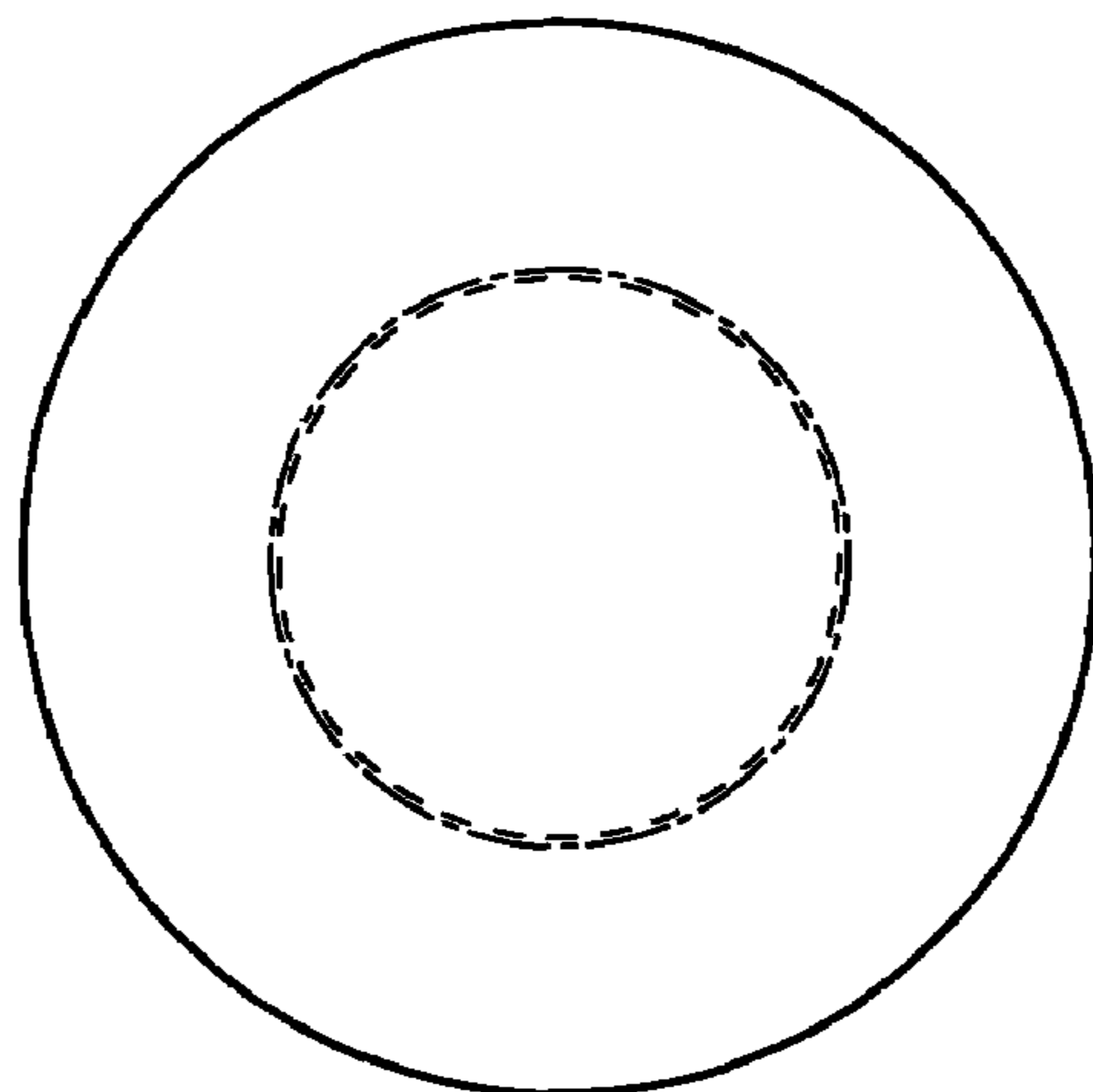


FIG. 3

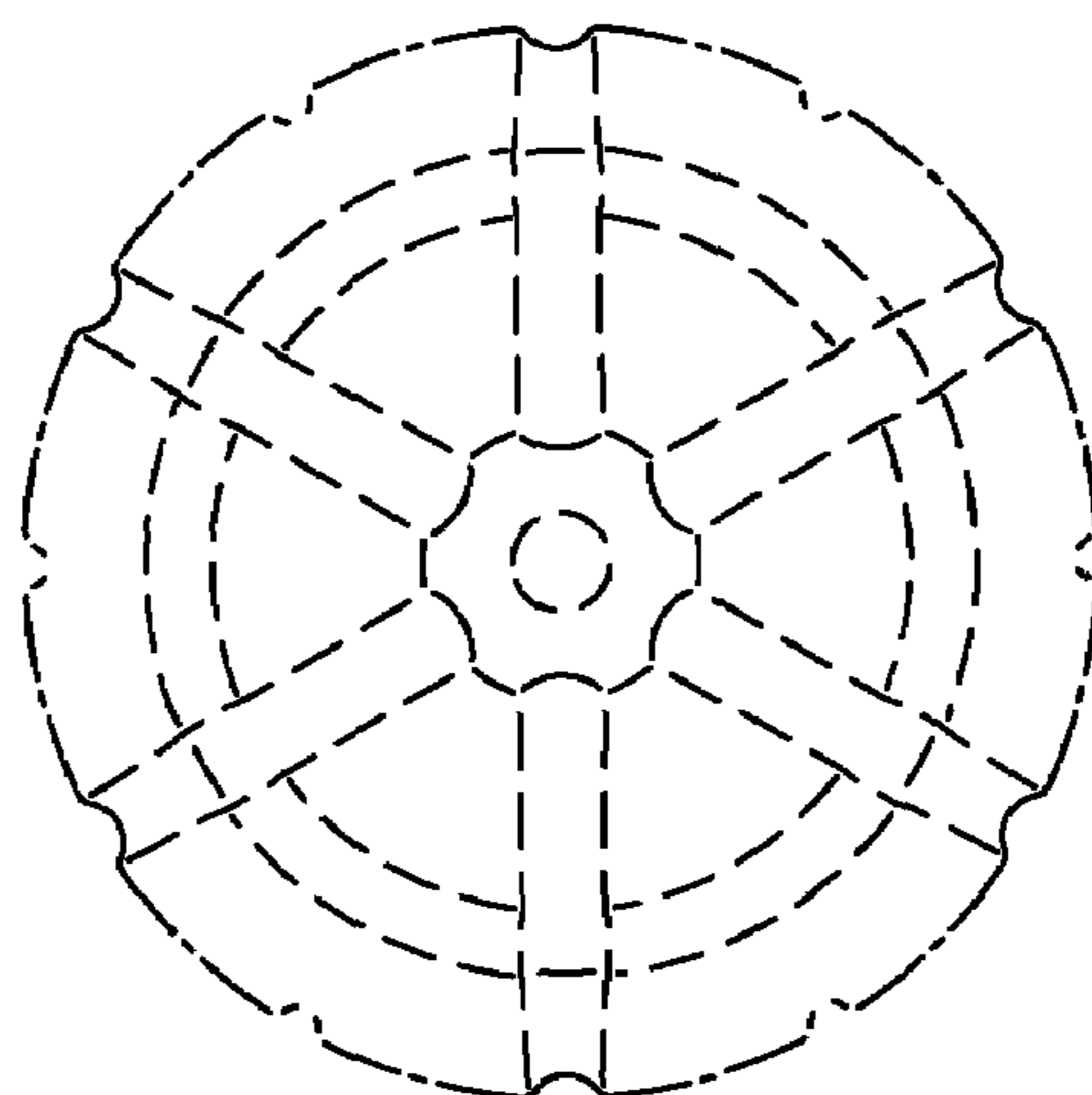


FIG. 4