



US00D595095S

(12) **United States Design Patent**  
**Scherer**

(10) **Patent No.:** **US D595,095 S**  
(45) **Date of Patent:** **\*\* Jun. 30, 2009**

(54) **PLATE**  
(75) Inventor: **Bernard Scherer**, Esch-Sur-Alzette (LU)  
(73) Assignee: **Villeroy & Boch AG**, Mettlach (DE)  
(\*\*) Term: **14 Years**  
(21) Appl. No.: **29/307,524**  
(22) Filed: **Apr. 24, 2008**  
(30) **Foreign Application Priority Data**  
Oct. 24, 2007 (EM) ..... 000 814 710

D206,773 S \* 1/1967 Reny ..... D9/424  
D213,461 S \* 3/1969 Gulotta ..... D7/584  
D476,194 S \* 6/2003 Wellner ..... D7/554.3  
D584,923 S \* 1/2009 Scherer ..... D7/566

\* cited by examiner

*Primary Examiner*—Charles A Rademaker  
*Assistant Examiner*—Charles D Hanson  
(74) *Attorney, Agent, or Firm*—Friedrich Kueffner

(57) **CLAIM**

The ornamental design for a plate, as shown and described.


(51) **LOC (9) Cl.** ..... **07-01**  
(52) **U.S. Cl.** ..... **D7/566; D7/586; D7/554.3**  
(58) **Field of Classification Search** ..... D7/500–504,  
D7/538–588; D9/424–429, 761, 500; 220/904,  
220/23.83, 574, 212, 657, 659, 755, 771,  
220/571, 641; D3/307, 310–315; 211/128.1,  
211/78  
See application file for complete search history.

**DESCRIPTION**

FIG. 1 is a top view thereof of a plate showing my new design;  
FIG. 2 is a bottom view thereof;  
FIG. 3 is a perspective view thereof;  
FIG. 4 is a front view thereof;  
FIG. 5 is a side view thereof;  
FIG. 6 is a back view thereof; and,  
FIG. 7 is a another side view thereof.

(56) **References Cited**  
U.S. PATENT DOCUMENTS  
755,786 A \* 3/1904 Martin ..... 220/574

**1 Claim, 1 Drawing Sheet**






FIG. 1

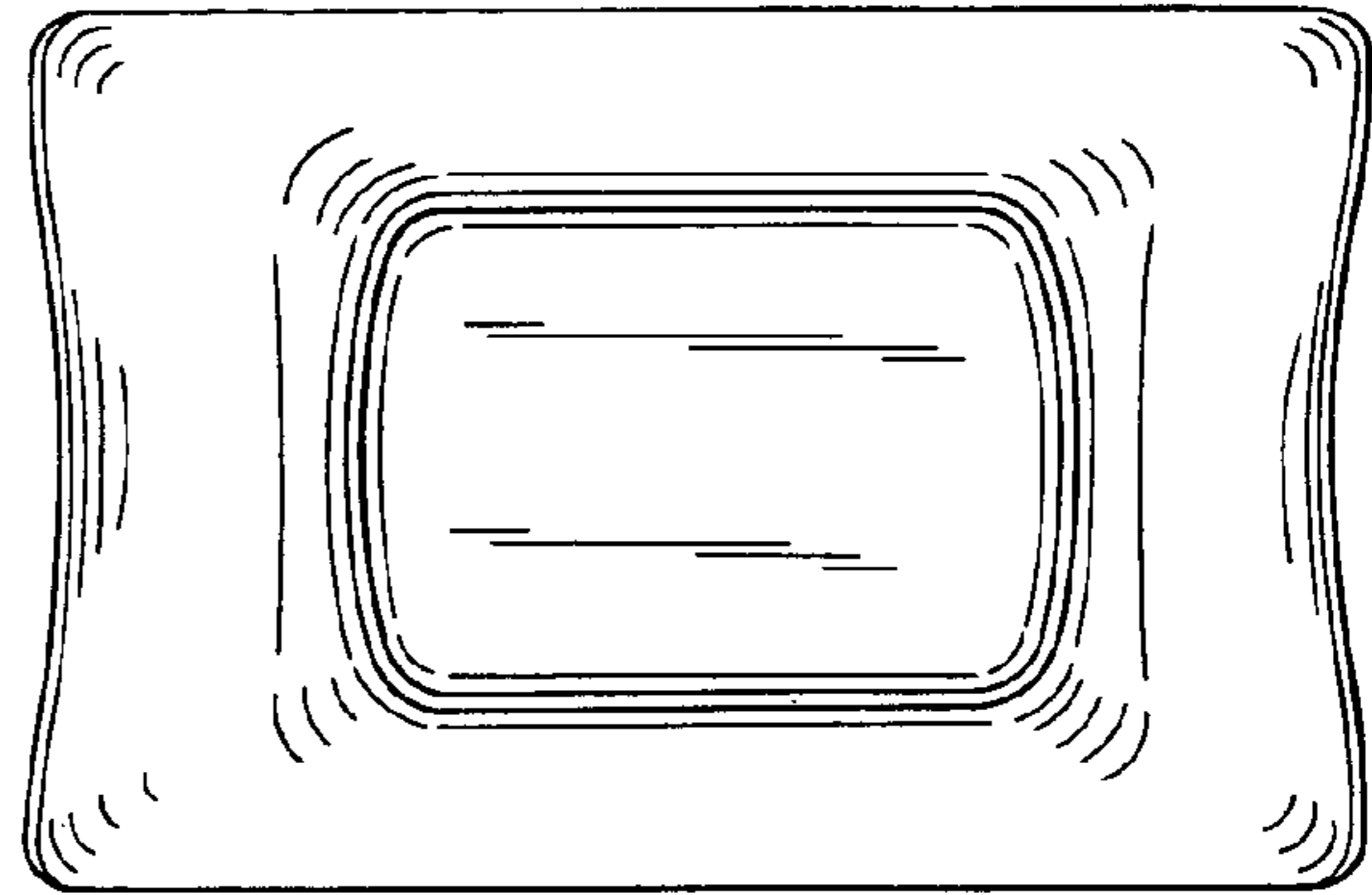


FIG. 2




FIG. 3




FIG. 4

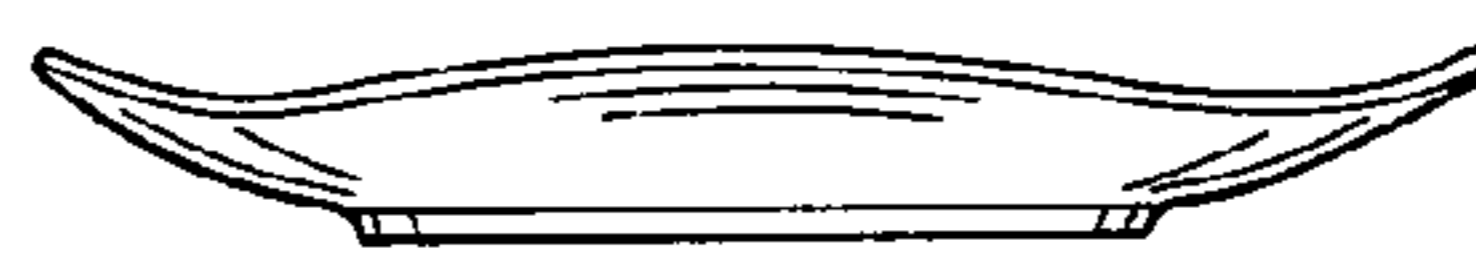


FIG. 5

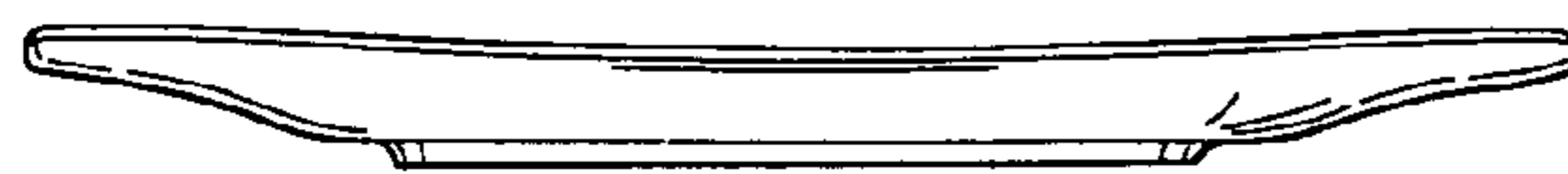


FIG. 6




FIG. 7