



US00D595066S

(12) **United States Design Patent**
Thompson

(10) **Patent No.:** **US D595,066 S**

(45) **Date of Patent:** **** Jun. 30, 2009**

(54) **DRESSER**

(57) **CLAIM**

(76) **Inventor:** **David W. Thompson**, 4120 Baughman Grant, New Albany, OH (US) 43230

The ornamental design for a dresser, as shown and described.

(**) **Term:** **14 Years**

DESCRIPTION

(21) **Appl. No.:** **29/320,978**

FIG. 1 is a front elevational view of a first embodiment of my new design of a dresser.

(22) **Filed:** **Jul. 8, 2008**

FIG. 2 is a right side elevational view thereof, the left side elevational view being a mirror image thereof.

(51) **LOC (9) Cl.** **06-04**

FIG. 3 is a rear elevational view thereof.

(52) **U.S. Cl.** **D6/445**

FIG. 4 is a top plan view thereof.

(58) **Field of Classification Search** D6/432-448,
D6/470-472; 312/114, 138.1, 198, 204,
312/224, 237, 257.1, 278, 279

FIG. 5 is a cross-sectional view along line 5-5 of FIG. 1.

FIG. 6 is a cross-sectional view along line 6-6 of FIG. 1.

See application file for complete search history.

FIG. 7 is a bottom plan view thereof.

FIG. 8 is a front elevational view of a second embodiment of my new design of a dresser.

(56) **References Cited**

U.S. PATENT DOCUMENTS

FIG. 9 is a right side elevational view thereof, the left side elevational view being a mirror image thereof.

FIG. 10 is a rear elevational view thereof.

D354,183 S *	1/1995	Ferguson	D6/446
D374,782 S *	10/1996	Paus	D6/444
D378,717 S *	4/1997	Lenger	D6/445
D387,580 S *	12/1997	Walters et al.	D6/434
D400,732 S *	11/1998	Paus	D6/445
D420,833 S *	2/2000	Cain	D6/445
D484,716 S *	1/2004	Kreiss	D6/439

FIG. 11 is a top plan view thereof.

FIG. 12 is a cross-sectional view along line 12-12 of FIG. 8.

FIG. 13 is a cross-sectional view along line 13-13 of FIG. 8; and,

* cited by examiner


FIG. 14 is a bottom plan view thereof.

Primary Examiner—Mimosa De

The broken lines in FIGS. 5, 6, 12 and 13 are for illustrative purposes only and form no part of the claimed design.

(74) *Attorney, Agent, or Firm*—Wood, Herron & Evans, L.L.P.

1 Claim, 8 Drawing Sheets






FIG. 1

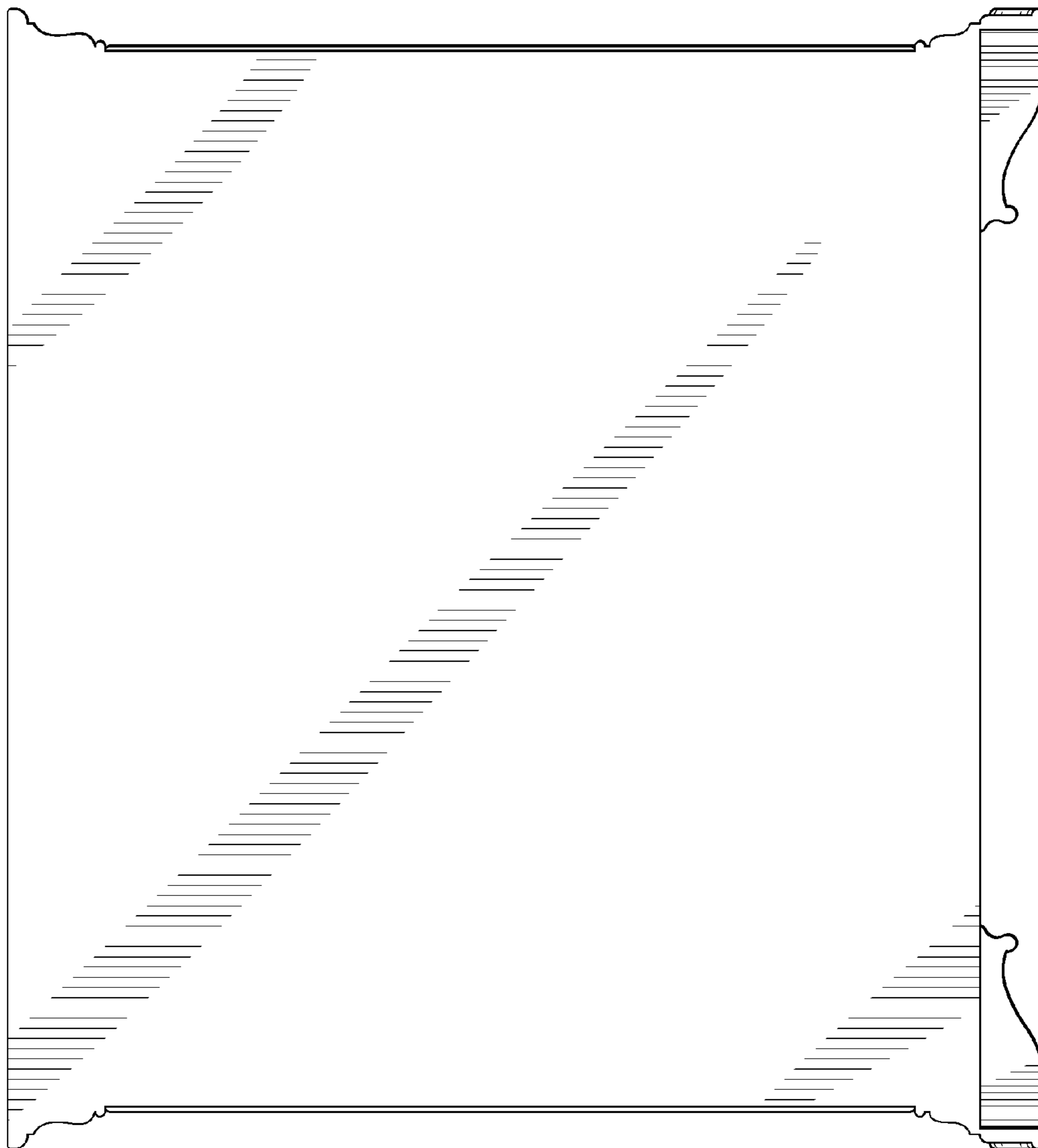


FIG. 3

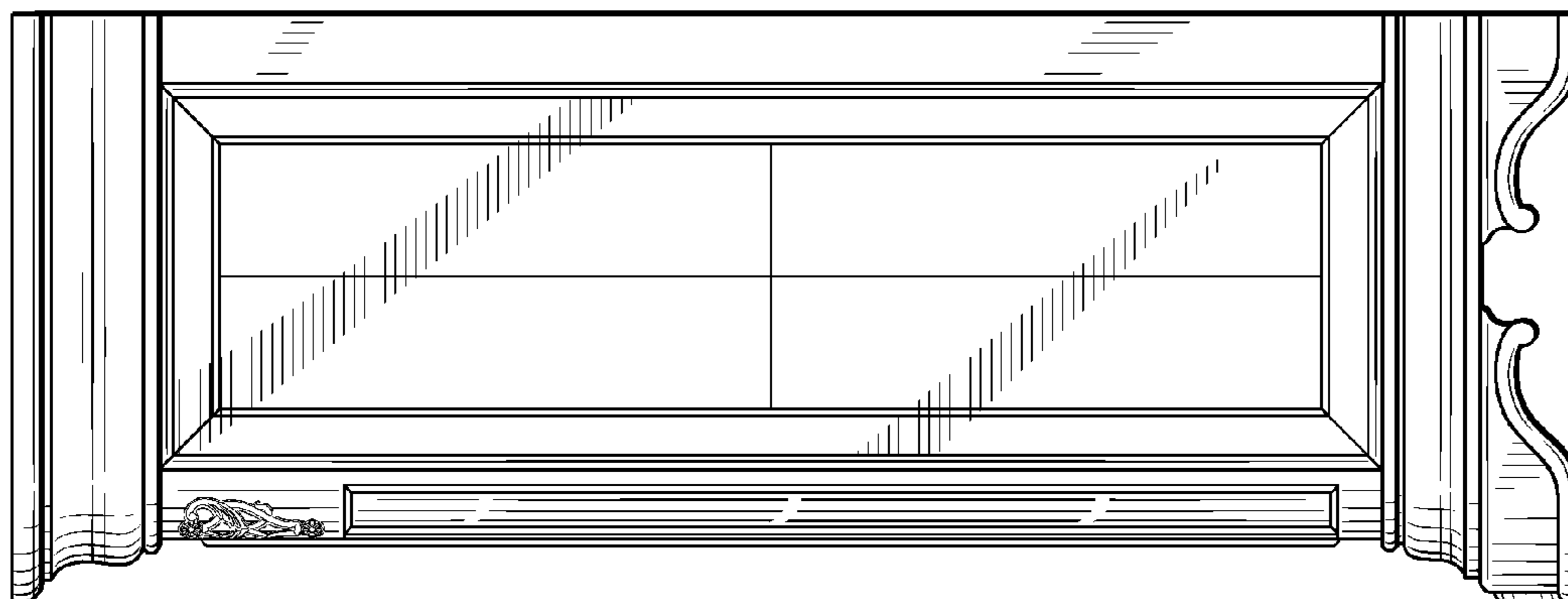


FIG. 2




FIG. 4




FIG. 5

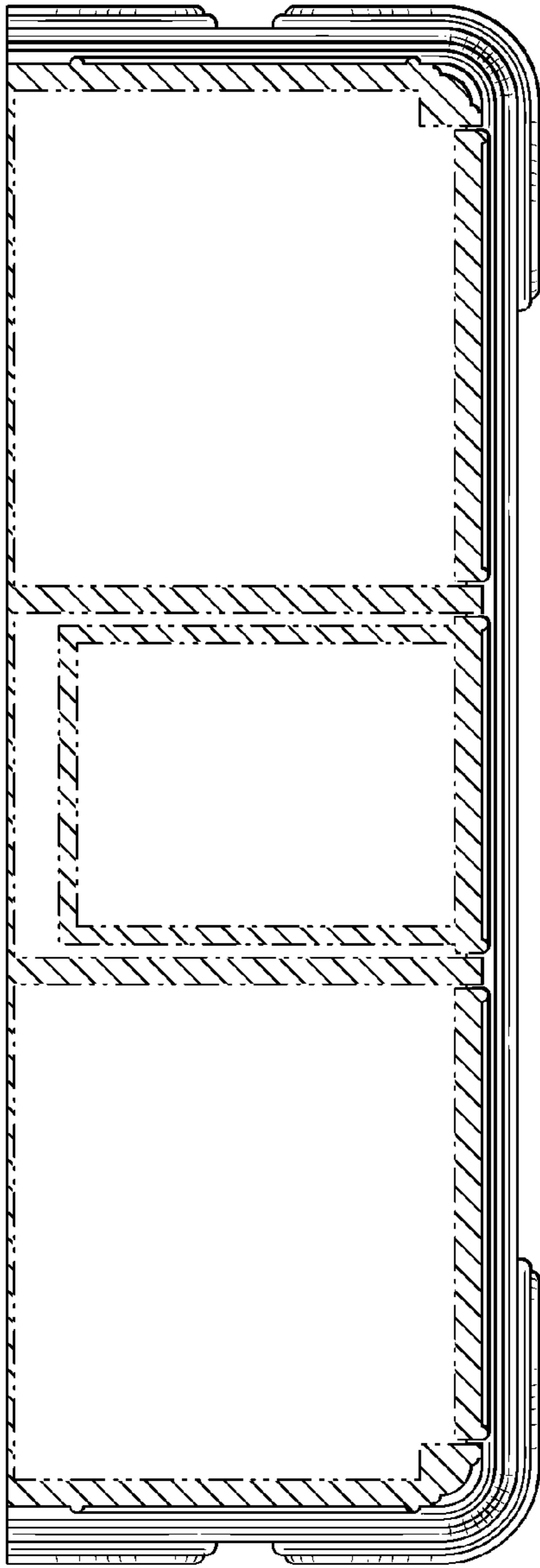


FIG. 6




FIG. 7




FIG. 8




FIG. 10

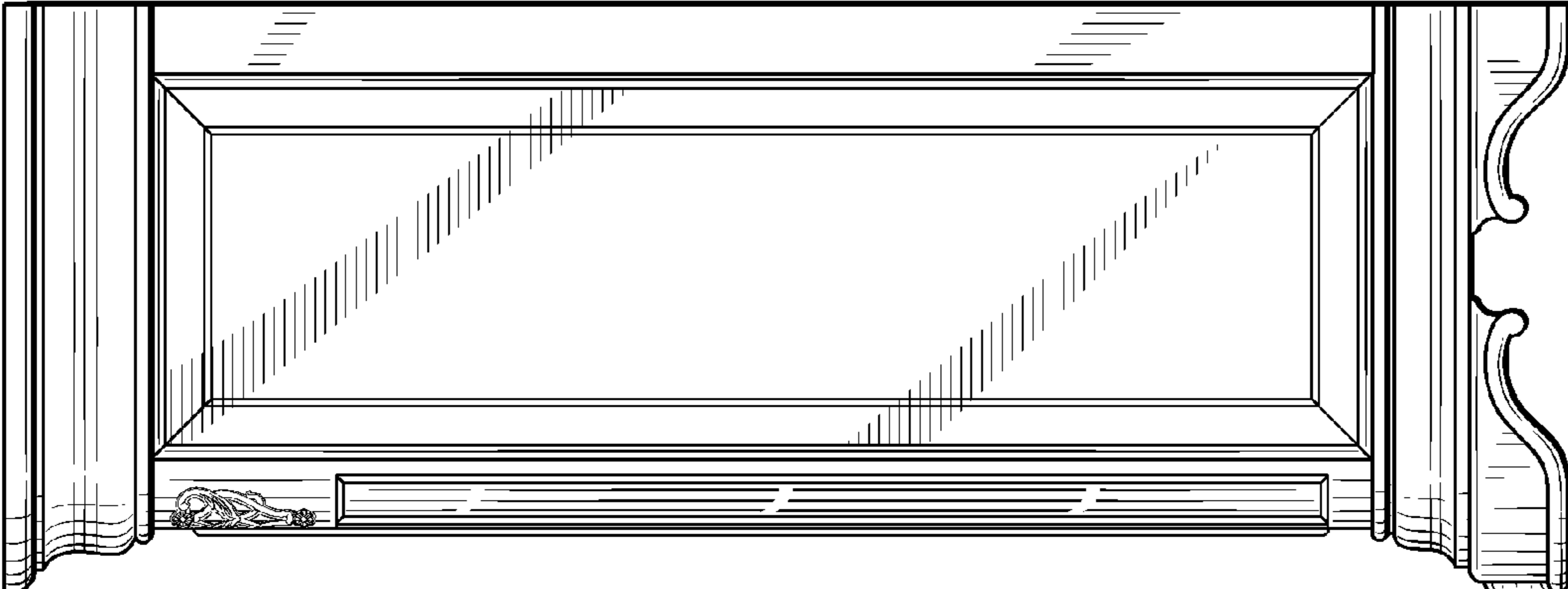


FIG. 9

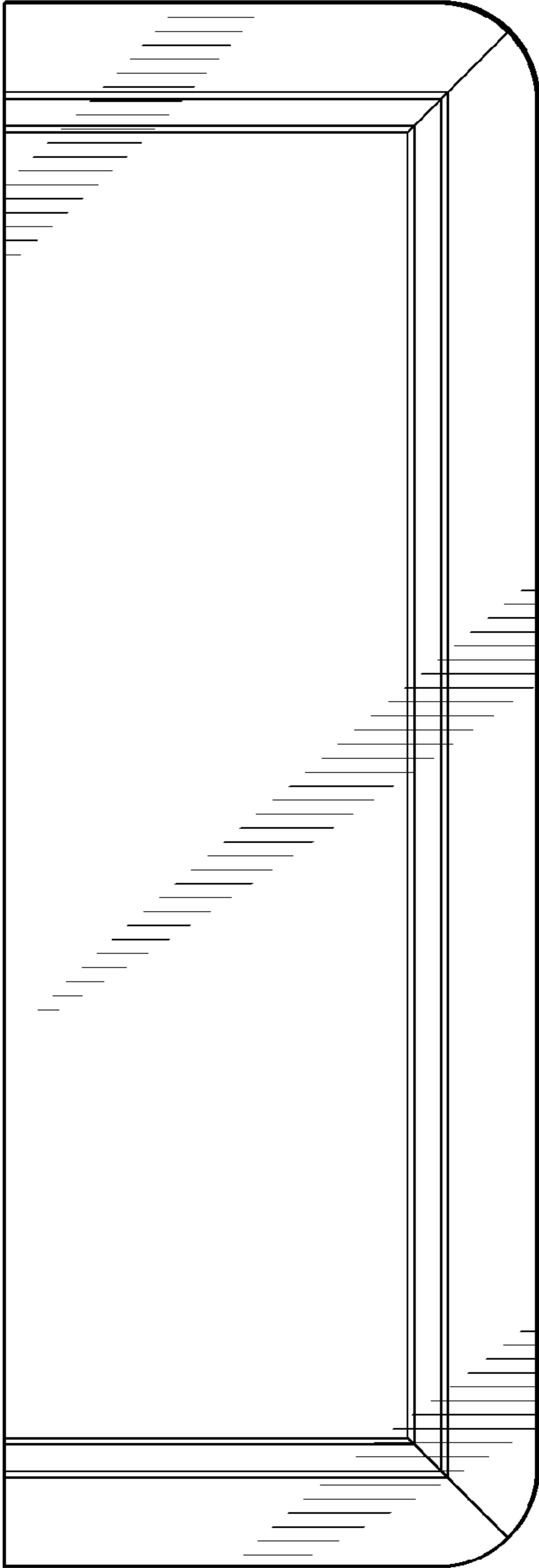


FIG. 11




FIG. 12

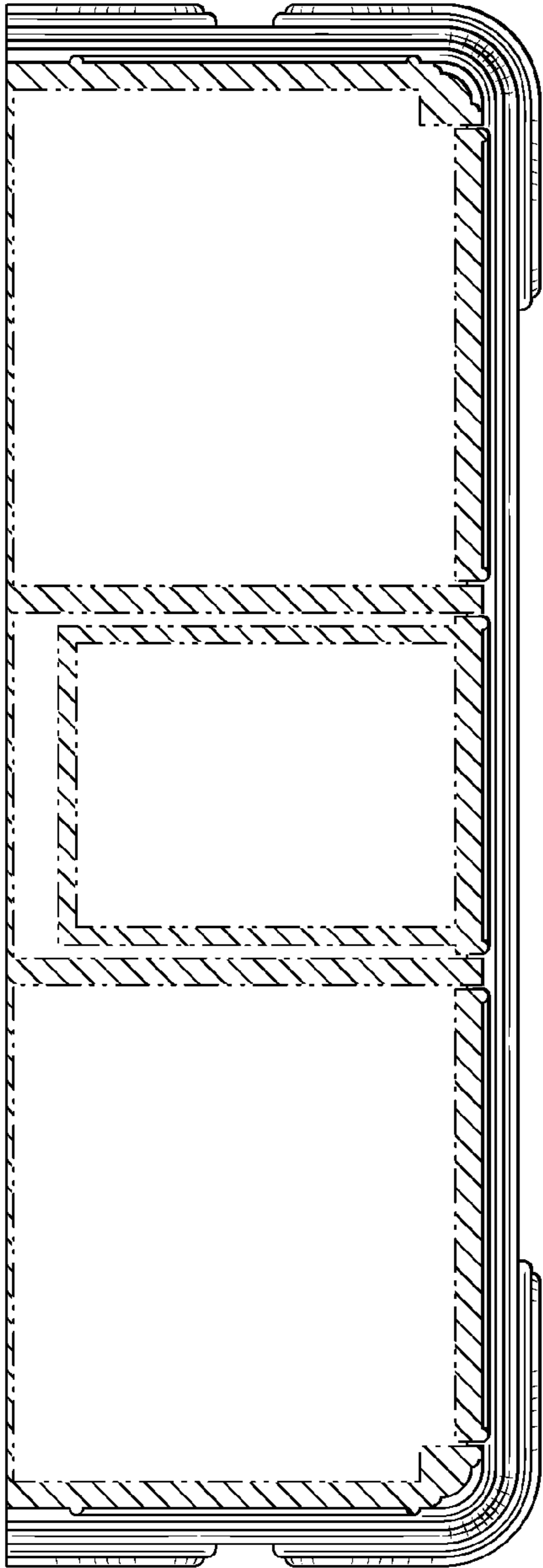


FIG. 13




FIG. 14