



US00D595054S

(12) **United States Design Patent**
Whitaker

(10) **Patent No.:** **US D595,054 S**
(45) **Date of Patent:** **** Jun. 30, 2009**

(54) **OVAL TOOL BOX**

D449,738 S * 10/2001 Snider et al. D3/282
D506,868 S * 7/2005 Kavovit D3/282

(75) Inventor: **John Whitaker**, Duluth, GA (US)

OTHER PUBLICATIONS

(73) Assignee: **Whitaker & Company**, Duluth, GA (US)

Ford Oval Portable Box. Downloaded Mar. 1, 2009 at <http://www.goboxes.com>.*

(**) Term: **14 Years**

* cited by examiner

(21) Appl. No.: **29/318,297**

Primary Examiner—Philip S Hyder
Assistant Examiner—Roselyne Cody

(22) Filed: **May 16, 2008**

(74) *Attorney, Agent, or Firm*—Smith, Gambrell & Russell

(51) **LOC (9) Cl.** **03-01**

(57) **CLAIM**

(52) **U.S. Cl.** **D3/271.1; D3/291; D3/295; D3/905**

The ornamental design for an oval tool box, as shown and described.

(58) **Field of Classification Search** D3/270, D3/271.1, 271.11, 273, 297, 298, 905, 291, D3/276, 294–295; D6/432, 434, 438–439, D6/445, 450, 470; 206/349, 372–373, 376–379; 312/204, 308, 351, 902; D9/600.667, 672, D9/675–676; D12/414.1

DESCRIPTION

See application file for complete search history.

FIG. 1 is a top view of an oval tool box of the present invention;

FIG. 2 is a front side view thereof;

FIG. 3 is a right side view thereof;

FIG. 4 is a bottom side view thereof;

FIG. 5 is a rear view thereof; and,

FIG. 6 is a left side view thereof.


The broken lines in the figures illustrate environment and form no part of the claim.

(56) **References Cited**

U.S. PATENT DOCUMENTS

2,515,715 A * 7/1950 Jones 190/1
D302,209 S * 7/1989 Roehrig D3/292
D414,575 S * 9/1999 Yuen D26/38
D448,564 S * 10/2001 Snider D3/282

1 Claim, 2 Drawing Sheets



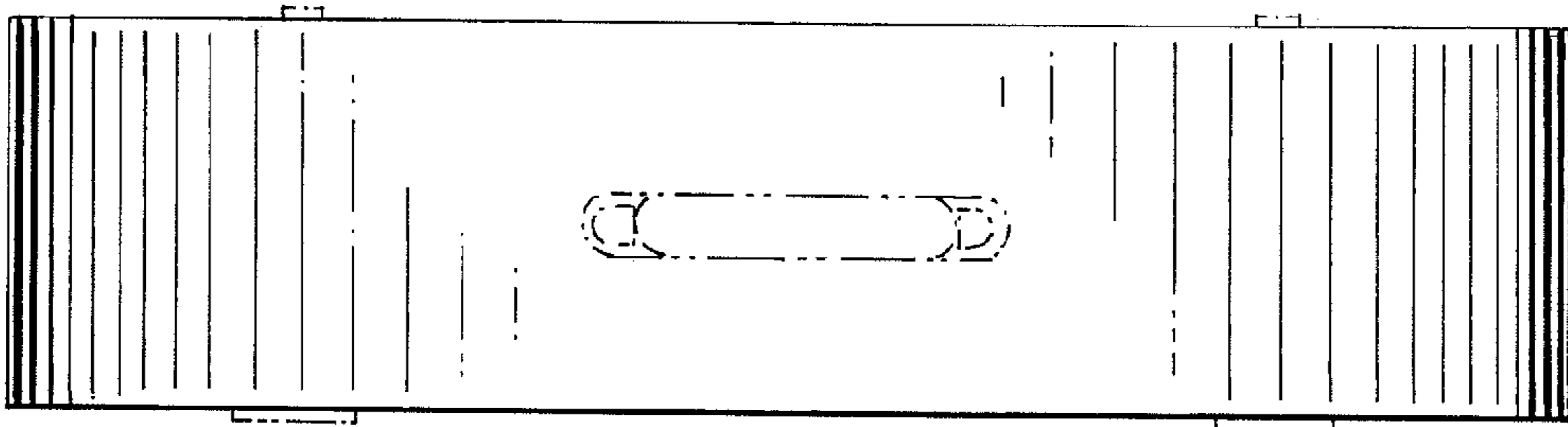


Fig. 1




Fig. 2




Fig. 3

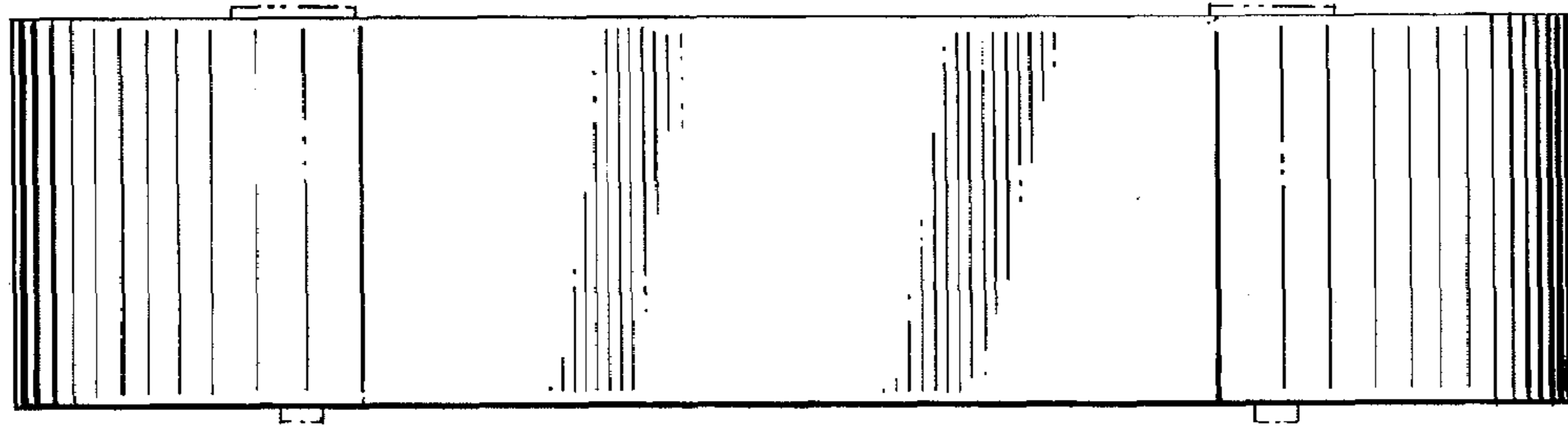


Fig. 4

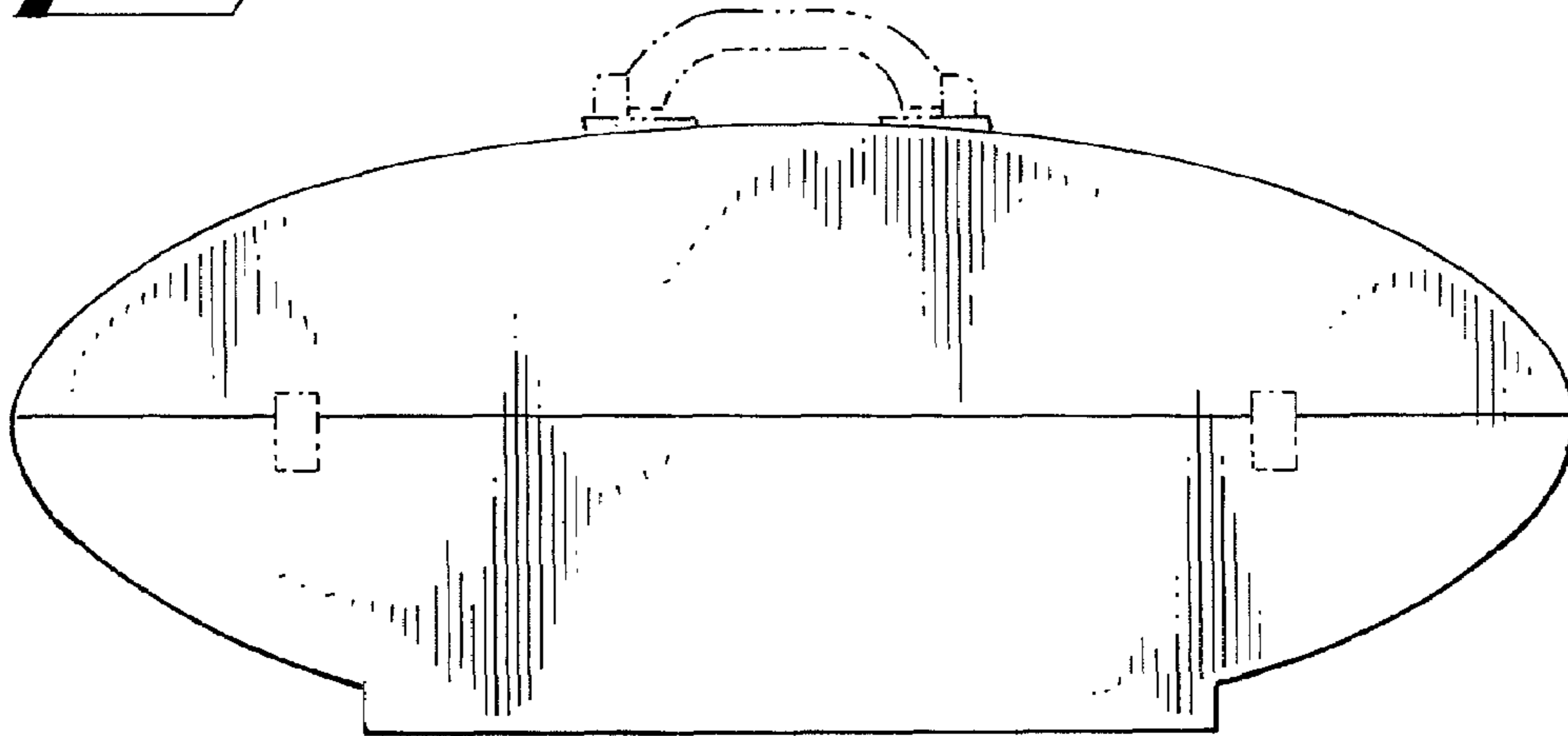


Fig. 5

Fig. 6

