



US00D595039S

(12) **United States Design Patent**
Matis

(10) **Patent No.:** **US D595,039 S**
(45) **Date of Patent:** **** Jun. 30, 2009**

(54) **FOOTWEAR UPPER**

(75) Inventor: **Clark A. Matis**, Charlotte, VT (US)
(73) Assignee: **Wolverine World Wide, Inc.**, Rockford, MI (US)
(**) Term: **14 Years**
(21) Appl. No.: **29/302,682**
(22) Filed: **Jan. 22, 2008**

(51) **LOC (9) Cl.** **02-99**
(52) **U.S. Cl.** **D2/969; D2/923; D2/924**
(58) **Field of Classification Search** D2/896,
D2/923, 924, 969; 36/1, 83, 84, 102, 112,
36/45-49

See application file for complete search history.

(56) **References Cited**

U.S. PATENT DOCUMENTS

D102,419 S *	12/1936	Foster	D2/969
D107,676 S *	12/1937	Cook	D2/923
D107,962 S *	1/1938	Lanz	D2/923
D169,956 S *	7/1953	Baroumes	D2/924
D170,036 S *	7/1953	Weiss	D2/924
D354,844 S *	1/1995	Rinehart	D2/923
D410,137 S *	5/1999	Kelley	D2/919
D474,003 S *	5/2003	Della Valle	D2/923
D509,646 S *	9/2005	Della Valle	D2/923
D563,634 S *	3/2008	Della Valle	D2/923
D564,194 S *	3/2008	Horne et al.	D2/969
D564,744 S *	3/2008	Horne et al.	D2/969
D586,089 S *	2/2009	Gwon	D2/923

OTHER PUBLICATIONS

2007 Sanuk Donny.
2007 Sanuk You Got My Back?.
2007 Sanuk Hepkat.
Patagonia Spring/Summer 2007, p. 14.
Hush Puppies Men's Buyer's Guide Spring 2008, pp. 9, 13, 15, 21.
Hy-Test 2007 Catalog, p. 32.
Hush Puppies Men's Fall 1997 Catalog, p. 3.

* cited by examiner

Primary Examiner—Dominic Simone
(74) *Attorney, Agent, or Firm*—Warner Norcross & Judd LLP

(57) **CLAIM**

The ornamental design for footwear upper, as shown and described.

DESCRIPTION

FIG. 1 is a perspective view of the footwear upper embodying the new design;

FIG. 2 is a top view thereof;

FIG. 3 is a right side view thereof;

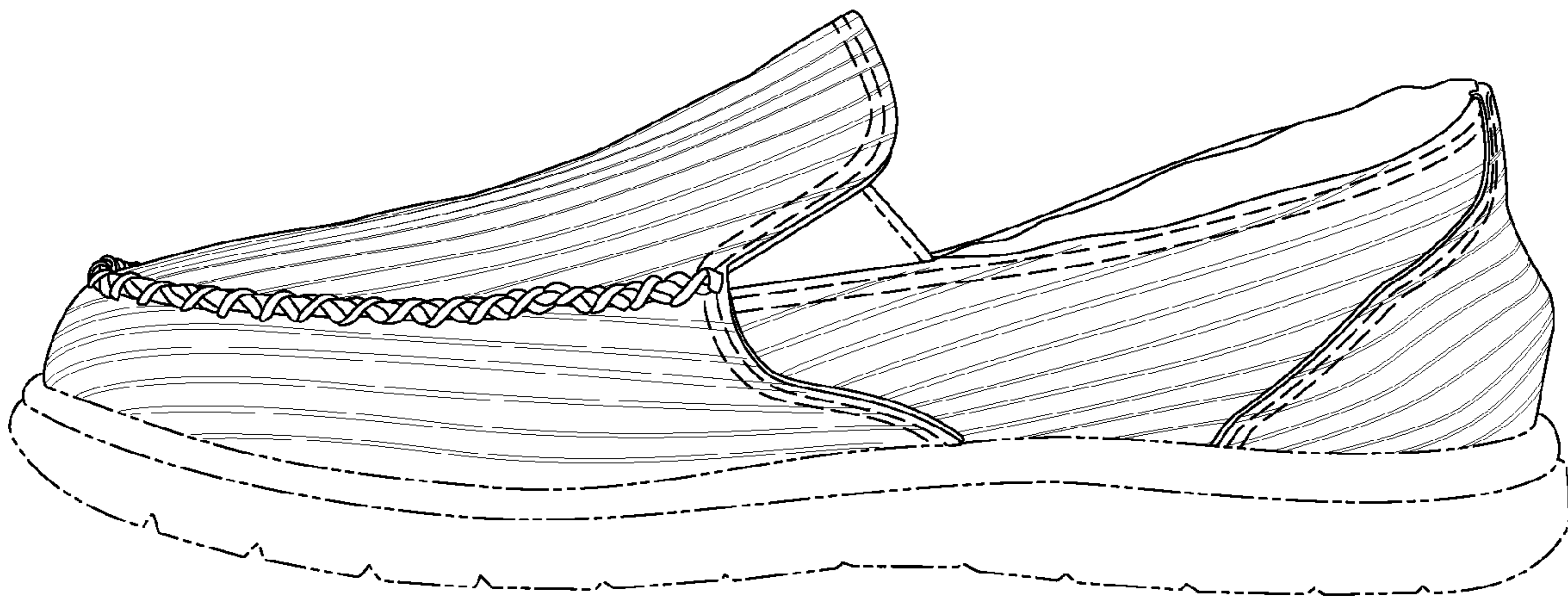
FIG. 4 is a left side view thereof;

FIG. 5 is a front view thereof; and,

FIG. 6 is a rear view thereof.

FIGS. 1-6 show features of an article of footwear in phantom lines. These features are shown for environmental purposes and do not form any part of the claimed design. Further, the phantom lines immediately adjacent the solid-line portions of the design form the boundary of the design, with the phantom lines forming no part of the claimed design.

1 Claim, 4 Drawing Sheets



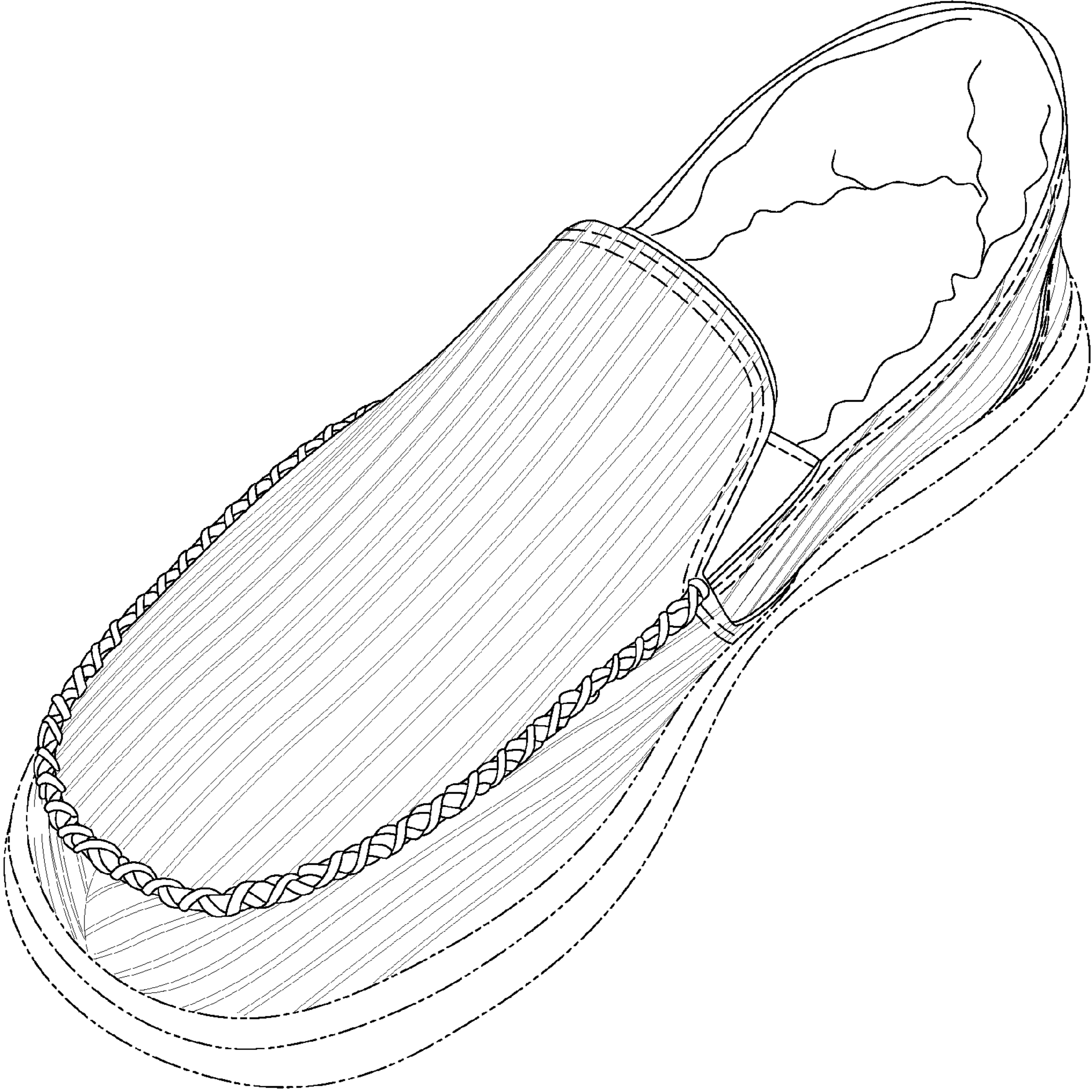


Fig. 1

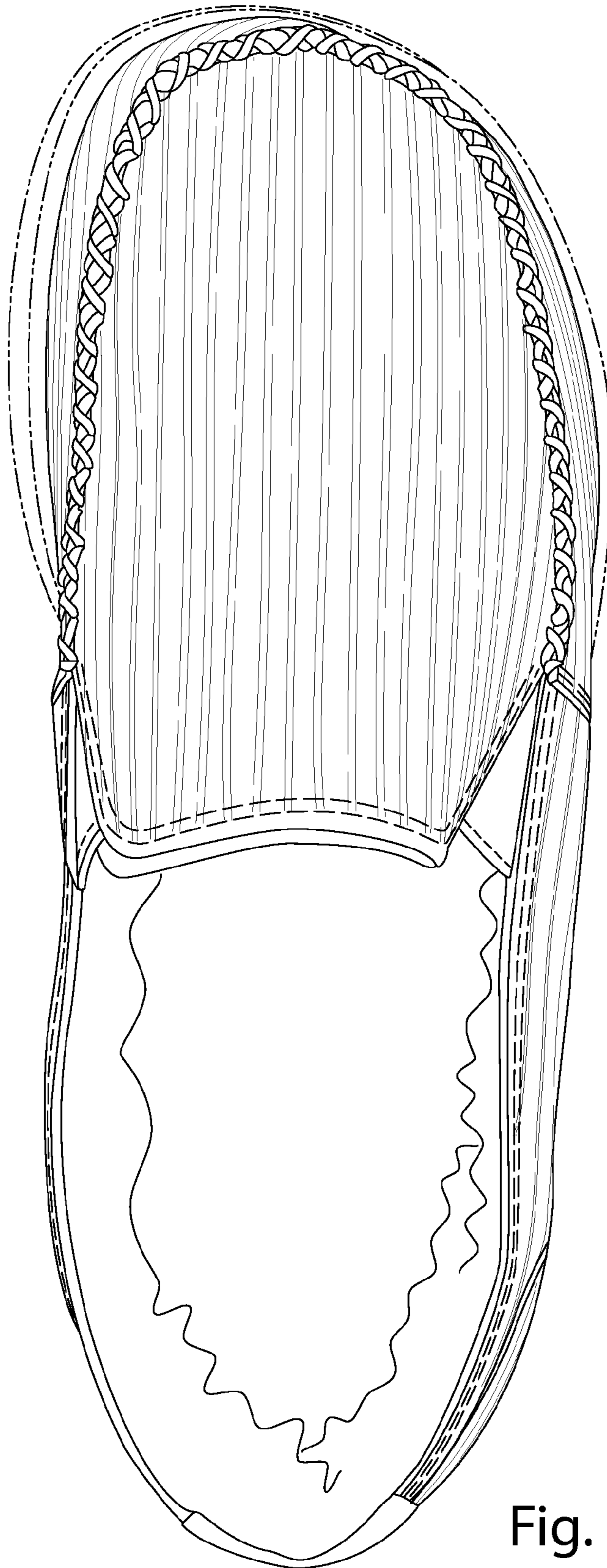


Fig. 2

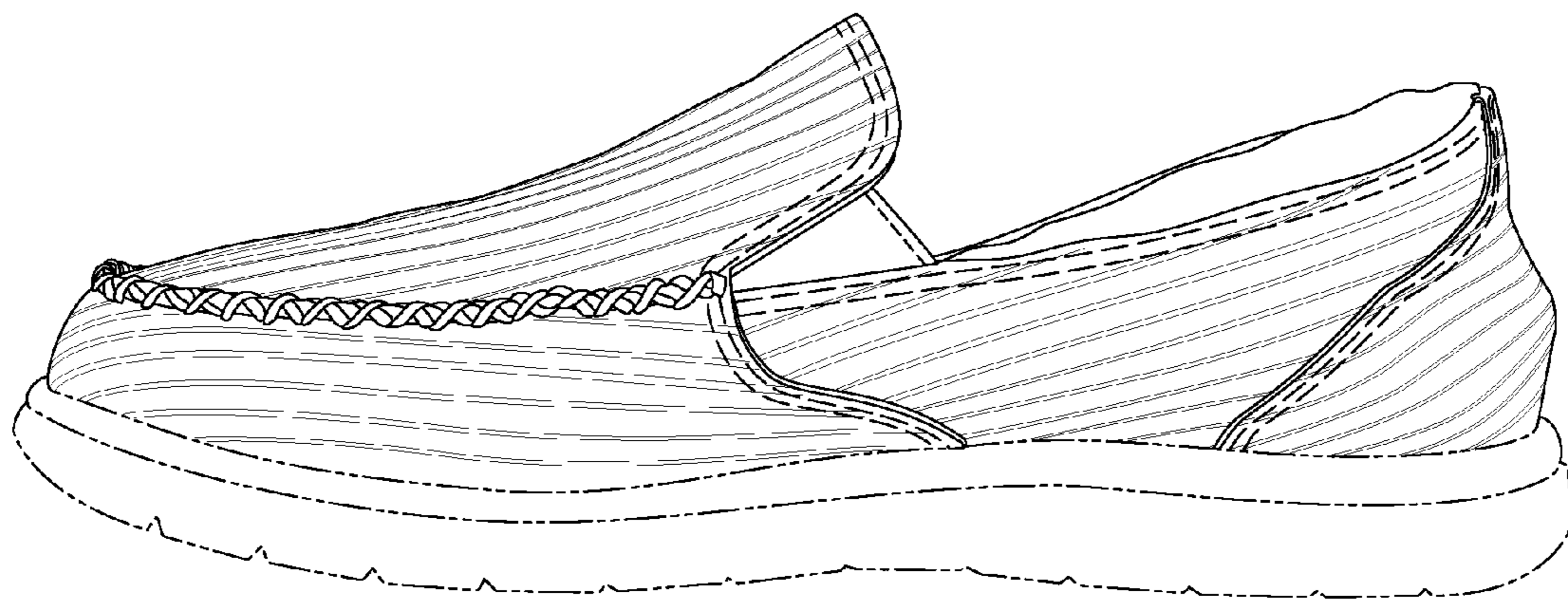


Fig. 3

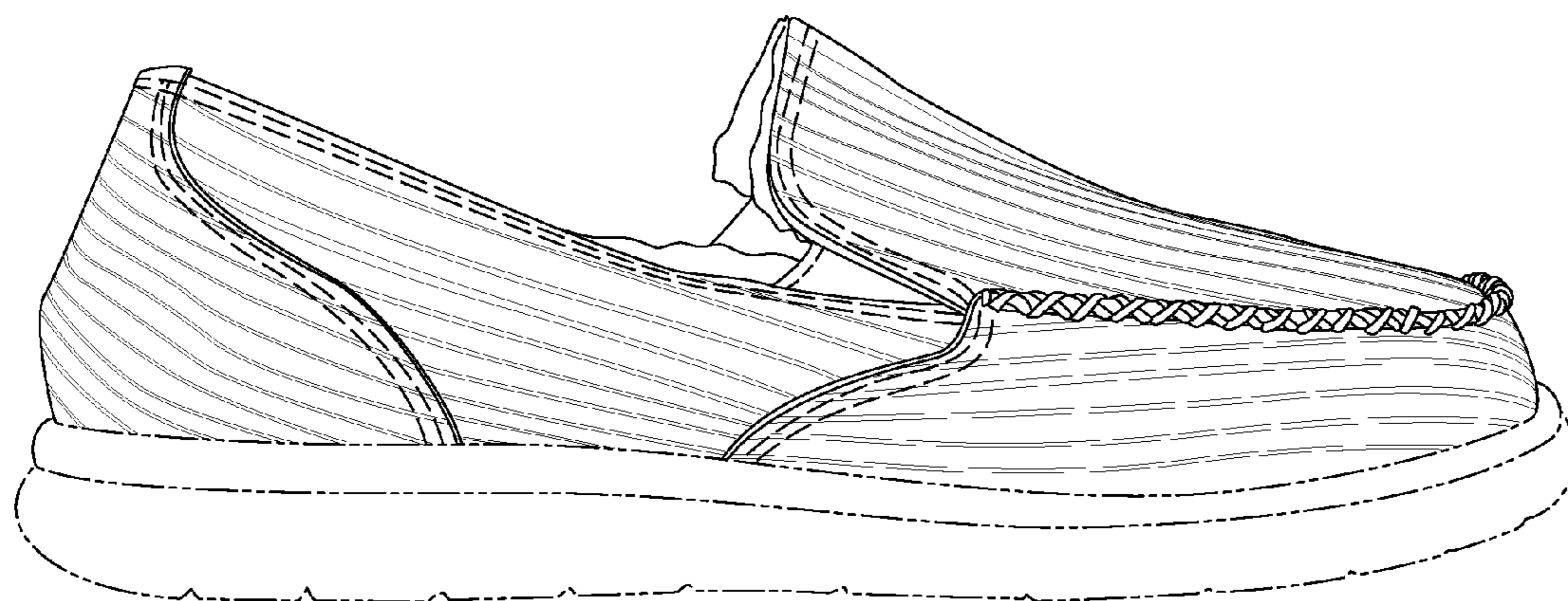


Fig. 4

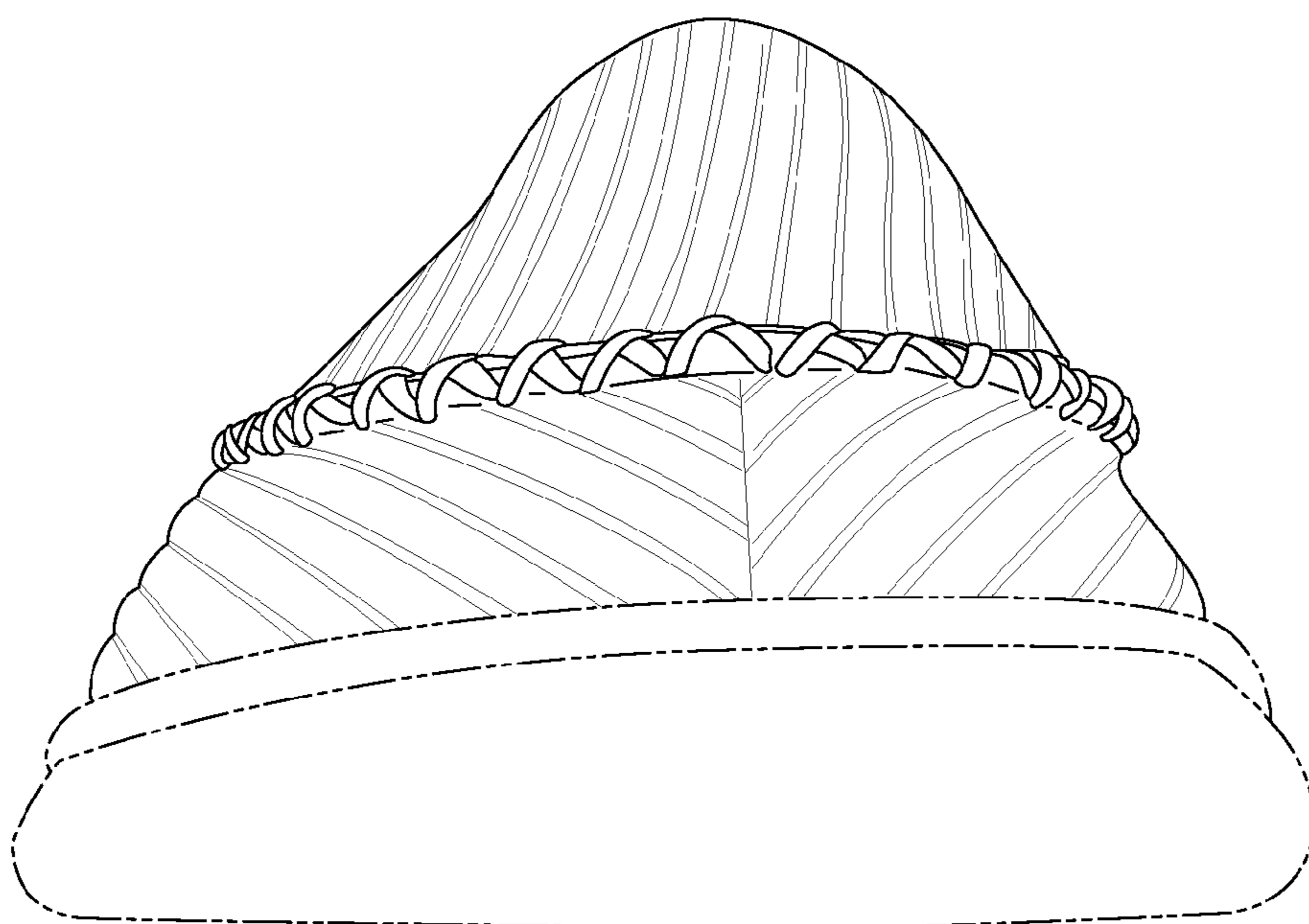


Fig. 5

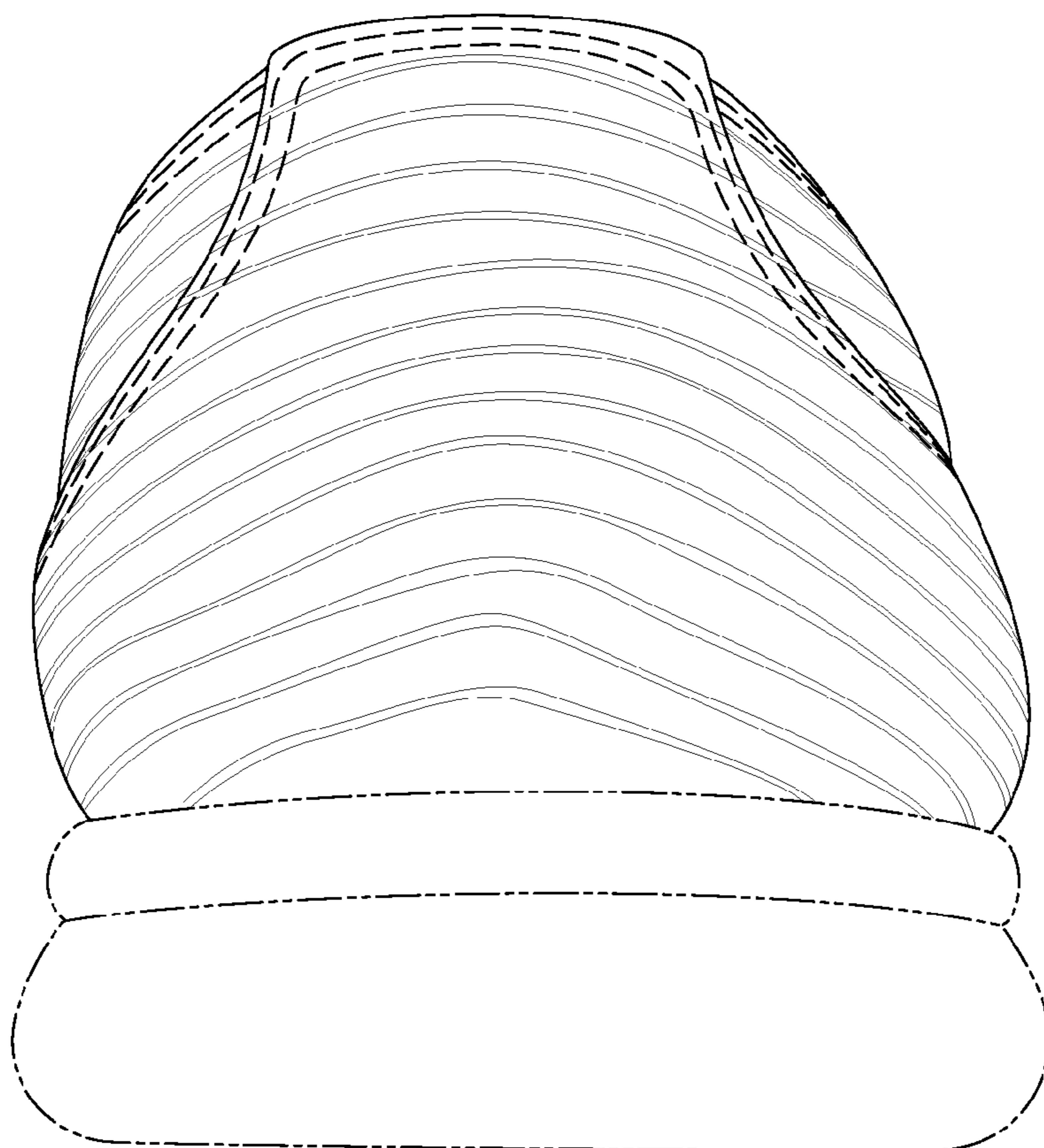


Fig. 6