



US00D595016S

(12) **United States Design Patent**
Menegon

(10) **Patent No.:** **US D595,016 S**
(45) **Date of Patent:** **** Jun. 23, 2009**

(54) **PROTECTIVE ITEM FOR HORSES**

(75) Inventor: **Paolo Menegon**, Monfumo (IT)

(73) Assignee: **Veredus S.r.l.**, Monfumo (TV) (IT)

(**) Term: **14 Years**

(21) Appl. No.: **29/249,180**

(22) Filed: **Sep. 26, 2006**

(30) **Foreign Application Priority Data**

Mar. 28, 2006 (EM) 00503131-0001
Mar. 28, 2006 (EM) 00503131-0002

(51) **LOC (9) Cl.** **30-01**

(52) **U.S. Cl.** **D30/146**

(58) **Field of Classification Search** D30/145,
D30/146; 54/82, 65; D29/121.1, 120.1;
2/22, 24, 16, 455, 242; 482/105, 144; 128/882;
602/6, 8, 23, 27-29, 65-66; D24/192; D2/902,
D2/909, 901, 910-912, 970, 921, 946; D21/764,
D21/771; 36/111, 83, 104, 110, 115, 117.1,
36/117.5, 140, 7.1 R, 50.5, 112, 50.1, 93,
36/45, 54, 2 R, 2 A

See application file for complete search history.

(56) **References Cited**

U.S. PATENT DOCUMENTS

126,479 A * 5/1872 Murray et al. 54/82
290,096 A * 12/1883 O'Brien 54/82
1,395,689 A * 11/1921 McKenzie 54/82
1,564,245 A * 12/1925 Keller 54/82
1,899,471 A * 2/1933 Meyer 54/82
1,945,226 A * 1/1934 Lutsche 54/82
D118,006 S * 12/1939 Henderson D30/146
2,246,100 A * 6/1941 Marzani 54/82
D209,896 S * 1/1968 Anderson et al. D29/120.1
3,405,506 A * 10/1968 Kostur 54/82

4,099,269 A * 7/1978 Porner 2/16
D278,567 S * 4/1985 Rasmussen D29/120.1
D297,674 S * 9/1988 Pihl et al. D30/145
4,876,745 A * 10/1989 Richards 2/24
5,115,627 A * 5/1992 Scott 54/82
D352,369 S * 11/1994 Figoni D30/144
D383,250 S * 9/1997 Amico D29/120.1
6,105,164 A * 8/2000 Huang 2/22
6,131,195 A * 10/2000 Foreman 2/22
6,151,873 A * 11/2000 Rogers 54/82
6,637,034 B1 * 10/2003 Worden 2/24

* cited by examiner

Primary Examiner—Susan Moon Lee

(74) *Attorney, Agent, or Firm*—IP Strategies

(57) **CLAIM**

The ornamental design for a protective item for horses, as shown and described herein.

DESCRIPTION

FIG. 1 is a front view of the protective item for horses showing the new design.

FIG. 2 is a left side view thereof, with straps attached to the left side;

FIG. 3 is a left side view thereof, without straps attached to the left side;

FIG. 4 is a right side view thereof;

FIG. 5 is a back view thereof, with straps attached to the left side;

FIG. 6 is a back view thereof, with straps unattached;

FIG. 7 is an enlarged top view thereof; and,

FIG. 8 is an enlarged bottom view thereof.

All dashed lines represent stitching and form part of the claimed design.

1 Claim, 8 Drawing Sheets






Fig. 1



Fig. 2



Fig. 3




Fig. 4




Fig. 5

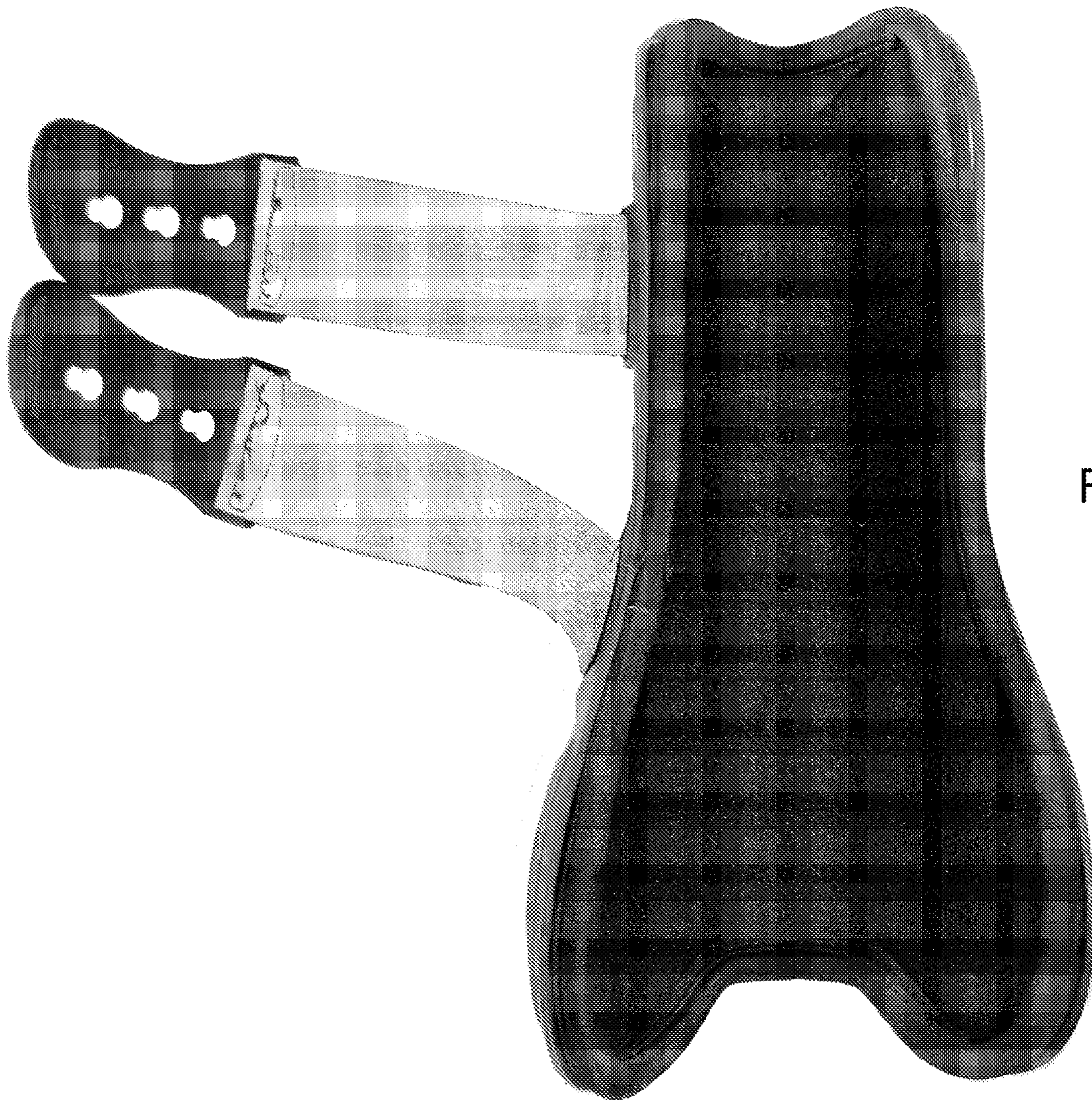


Fig. 6



Fig. 7




Fig. 8