

US00D595009S

(12) **United States Design Patent**
Osgerby et al.

(10) **Patent No.:** **US D595,009 S**

(45) **Date of Patent:** **** Jun. 23, 2009**

(54) **FLOOR LAMP**

(75) Inventors: **Jay Osgerby**, London (GB); **Edward Barber**, London (GB)

(73) Assignee: **FLOS S.p.A.**, Bovezzo (Brescia) (IT)

(**) Term: **14 Years**

(21) Appl. No.: **29/295,418**

(22) Filed: **Sep. 28, 2007**

(51) **LOC (9) Cl.** **26-03**

(52) **U.S. Cl.** **D26/107**

(58) **Field of Classification Search** D26/24,
D26/61-67, 93, 102, 104-105, 108-109;
362/509, 516, 523, 186, 217, 255, 257, 277,
362/317, 319, 351, 354, 355, 357, 358, 362,
362/382, 410, 413, 417, 806

See application file for complete search history.

(56) **References Cited**

U.S. PATENT DOCUMENTS

D203,863 S * 2/1966 Neumann D26/107
D251,930 S * 5/1979 Didone D26/107

D450,408 S * 11/2001 Wang D26/109
D468,855 S * 1/2003 Gismondi D26/109
D474,557 S * 5/2003 Eusterbrock D26/107
D538,964 S * 3/2007 Martin D26/109

* cited by examiner

Primary Examiner—Brian N Vinson

(74) *Attorney, Agent, or Firm*—McGlew and Tuttle, P.C.

(57) **CLAIM**

The ornamental design for a floor lamp, as shown and described.

DESCRIPTION

FIG. 1 is a perspective view of our new floor lamp design;

FIG. 2 is a right side view thereof;

FIG. 3 is a left side view thereof;


FIG. 4 is a bottom view thereof;

FIG. 5 is a front end view thereof;

FIG. 6 is a rear end view thereof; and,

FIG. 7 is a top end view thereof.

1 Claim, 3 Drawing Sheets



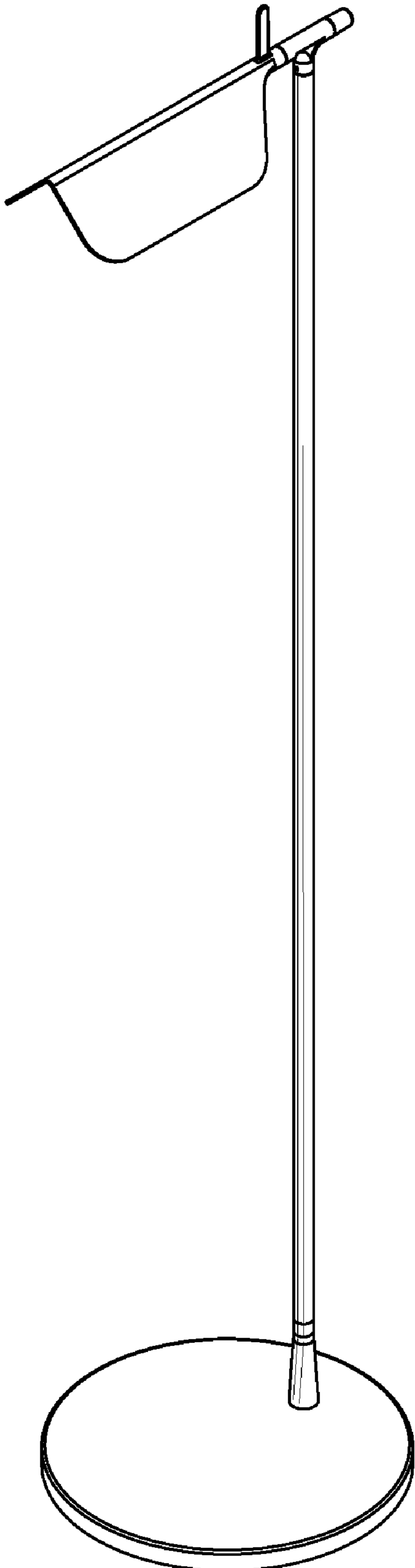


Fig. 1

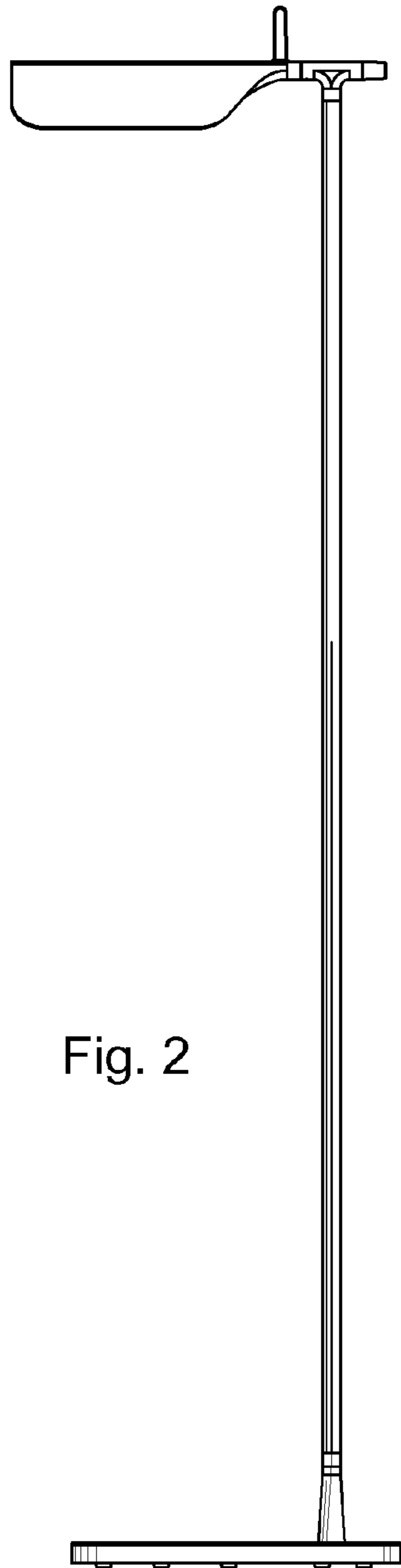


Fig. 2




Fig. 3

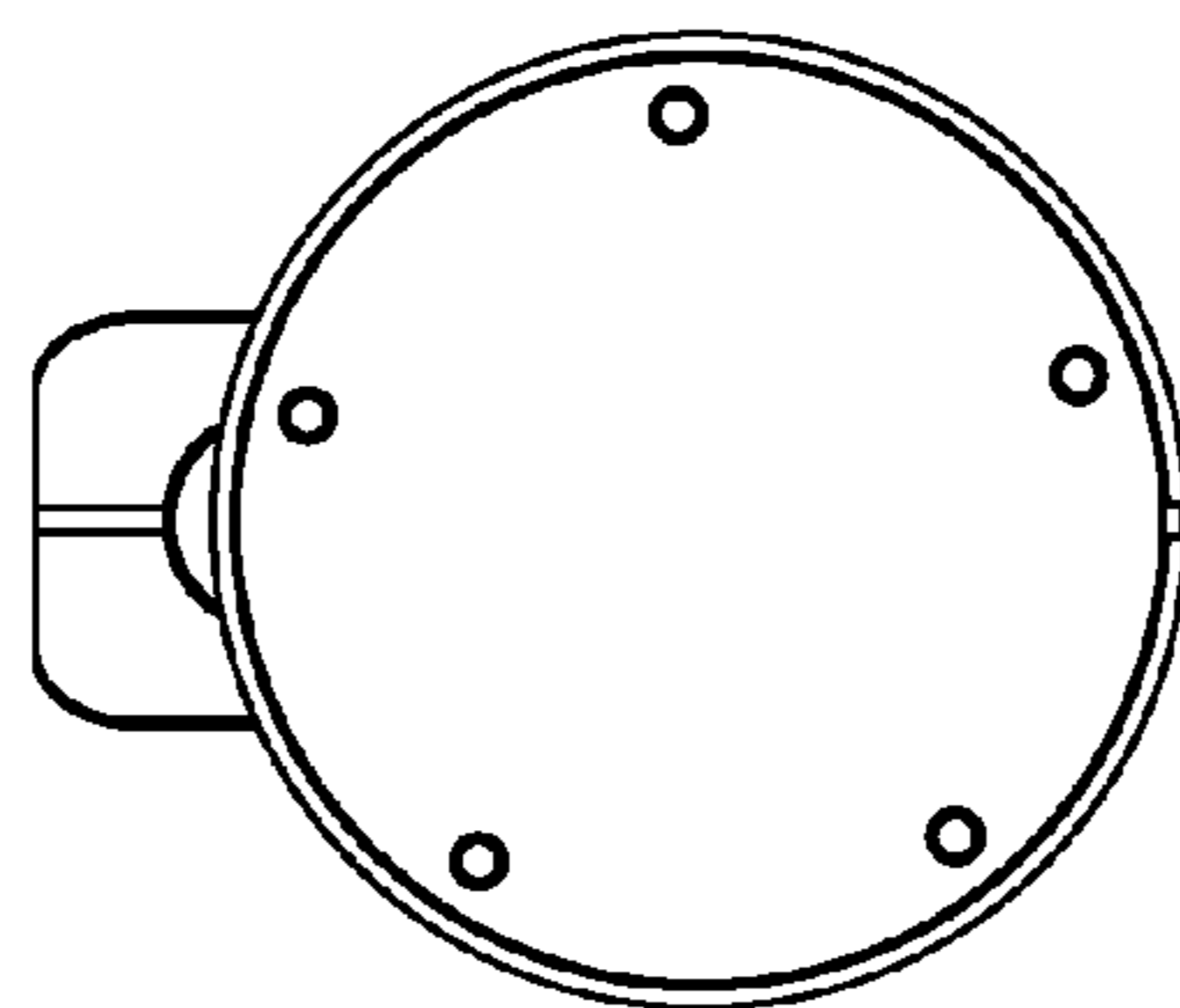


Fig. 4

