

US00D595007S

(12) **United States Design Patent**  
**Sabernig**

(10) **Patent No.:** **US D595,007 S**

(45) **Date of Patent:** **\*\* \*Jun. 23, 2009**

(54) **LIGHT FIXTURE**

(75) Inventor: **Robert Sabernig**, Munster (AT)

(73) Assignee: **EGLO Leuchten GmbH**, Innsbruck (AT)

(\* ) Notice: This patent is subject to a terminal disclaimer.

(\*\*) Term: **14 Years**

(21) Appl. No.: **29/303,135**

(22) Filed: **Feb. 1, 2008**

(51) **LOC (9) Cl.** ..... **26-03**

(52) **U.S. Cl.** ..... **D26/85; D26/93**

(58) **Field of Classification Search** ..... D26/72,  
D26/76, 80-92, 142-144; 362/147, 404-408,  
362/806

See application file for complete search history.

(56) **References Cited**

**U.S. PATENT DOCUMENTS**

D123,048 S \* 10/1940 Doane ..... D26/76  
D127,379 S \* 5/1941 Parisson ..... D26/76

D128,786 S \* 8/1941 McCann ..... D26/90  
D135,613 S \* 5/1943 Hallman ..... D26/82  
2,341,895 A \* 2/1944 Beck ..... 362/221  
D140,107 S \* 1/1945 Lippincott ..... D26/76  
D374,737 S \* 10/1996 Can ..... D26/80  
D397,818 S \* 9/1998 Herst et al. .... D26/76  
D468,474 S \* 1/2003 Poulton ..... D26/90

\* cited by examiner

*Primary Examiner*—Clare E Heflin

(74) *Attorney, Agent, or Firm*—Baker & McKenzie LLP

(57) **CLAIM**

The ornamental design for a light fixture, as shown and described.

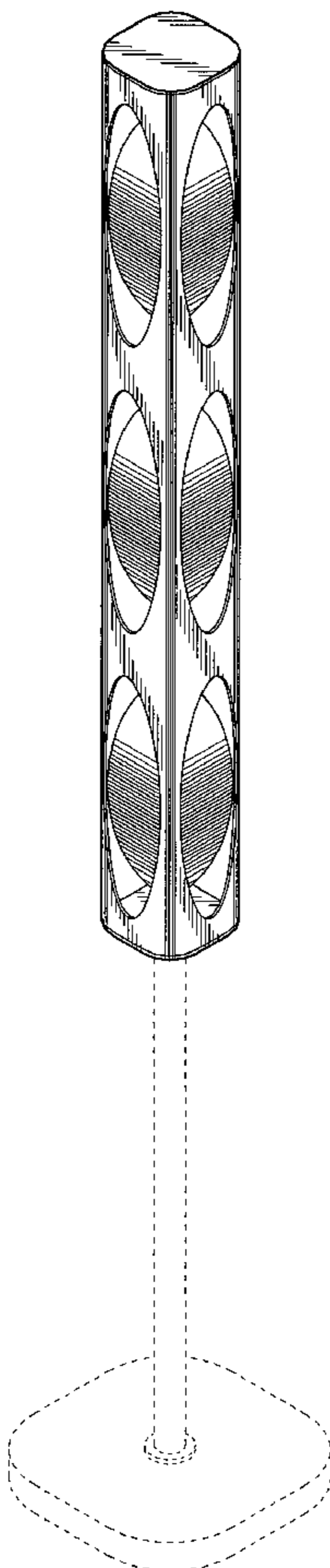
**DESCRIPTION**

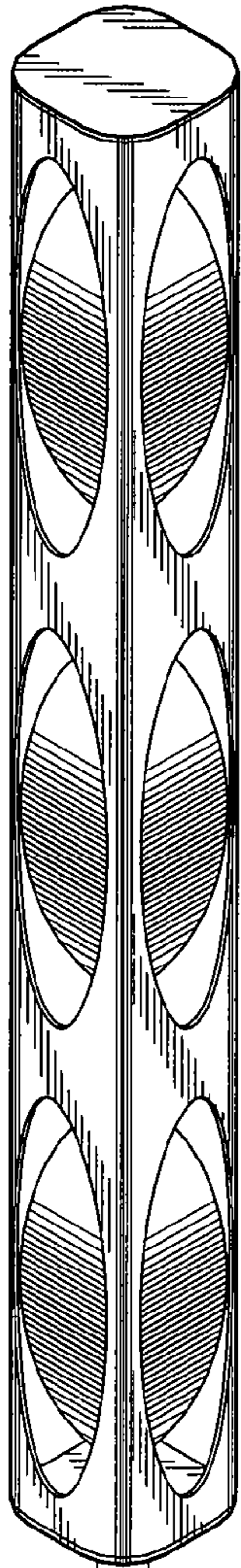
FIG. 1 is a top perspective view of a light fixture in accordance with my design; and,

FIG. 2 is a side perspective view of the light fixture in accordance with my design.

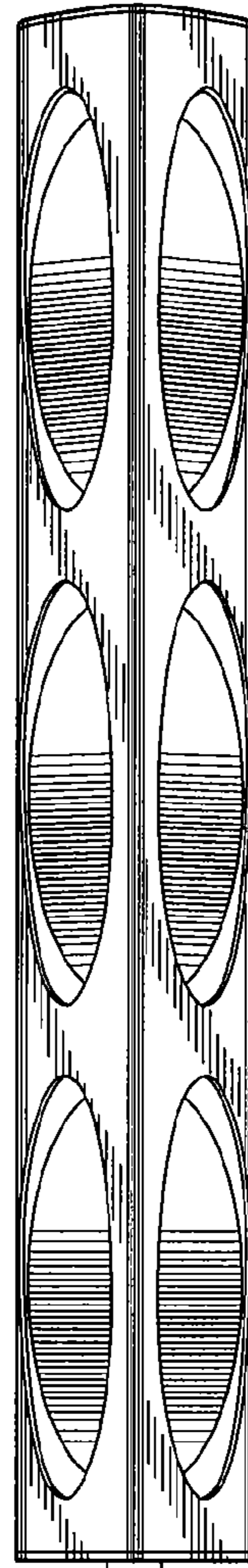
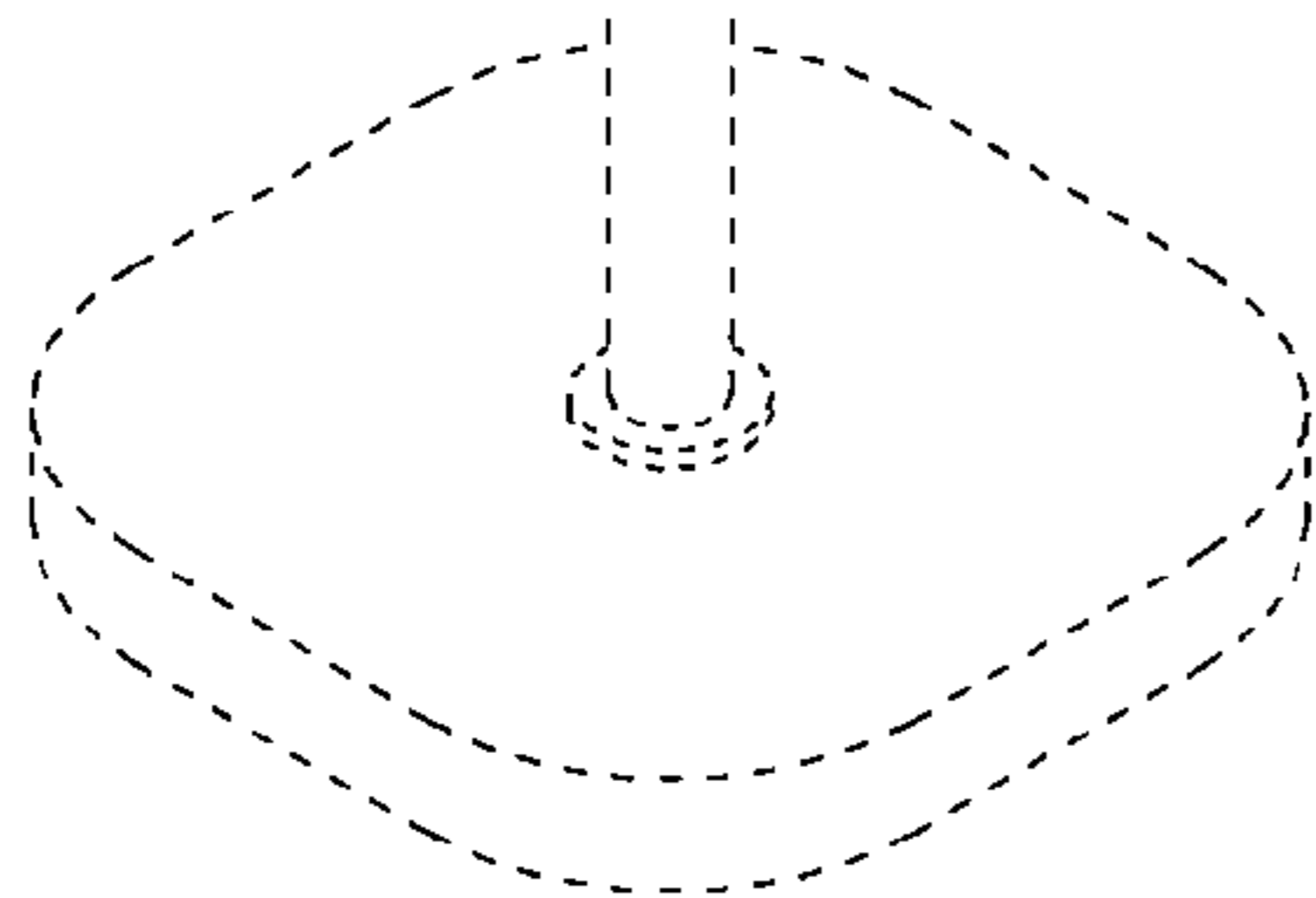
The broken lines showing environmental structure are for illustrative purposes only and form no part of the claimed design.

**1 Claim, 1 Drawing Sheet**





*Fig.1*



*Fig.2*

