



US00D594994S

(12) **United States Design Patent**
Kimura et al.

(10) **Patent No.:** **US D594,994 S**
(45) **Date of Patent:** **** Jun. 23, 2009**

(54) **FLOOR PANEL**

(75) Inventors: **Motoyasu Kimura**, Tokyo (JP); **Tomoei Kimura**, Tokyo (JP)

(73) Assignee: **Kabushiki Kaisha Kimura Giken**, Tokyo (JP)

(**) Term: **14 Years**

(21) Appl. No.: **29/298,198**

(22) Filed: **Nov. 30, 2007**

(30) **Foreign Application Priority Data**

May 30, 2007 (JP) 2007-014373

(51) **LOC (9) Cl.** **25-01**

(52) **U.S. Cl.** **D25/157**

(58) **Field of Classification Search** D25/157,
D25/158, 160, 161, 162; 52/384, 387, 386,
52/385, 772, 475.1; 428/33, 53, 80, 49
See application file for complete search history.

(56) **References Cited**

U.S. PATENT DOCUMENTS

746,290 A * 12/1903 Chappell 52/384
1,874,790 A * 8/1932 Mortenson 52/387

2,016,918 A * 10/1935 Born 52/385
D119,442 S * 3/1940 Slechta D25/160
3,041,785 A * 7/1962 MacDonald et al. 52/309.3
D196,565 S * 10/1963 Zola D5/53
3,341,996 A * 9/1967 Jones et al. 52/309.13
4,561,232 A * 12/1985 Gladden et al. 52/385
D299,871 S * 2/1989 Jennings D25/157
5,238,721 A * 8/1993 Nakazawa 428/44
D490,914 S * 6/2004 Story D25/157

* cited by examiner

Primary Examiner—Doris Clark

(74) *Attorney, Agent, or Firm*—Knobbe Martens Olson & Bear LLP

(57) **CLAIM**

The ornamental design for a floor panel, as shown and described.

DESCRIPTION

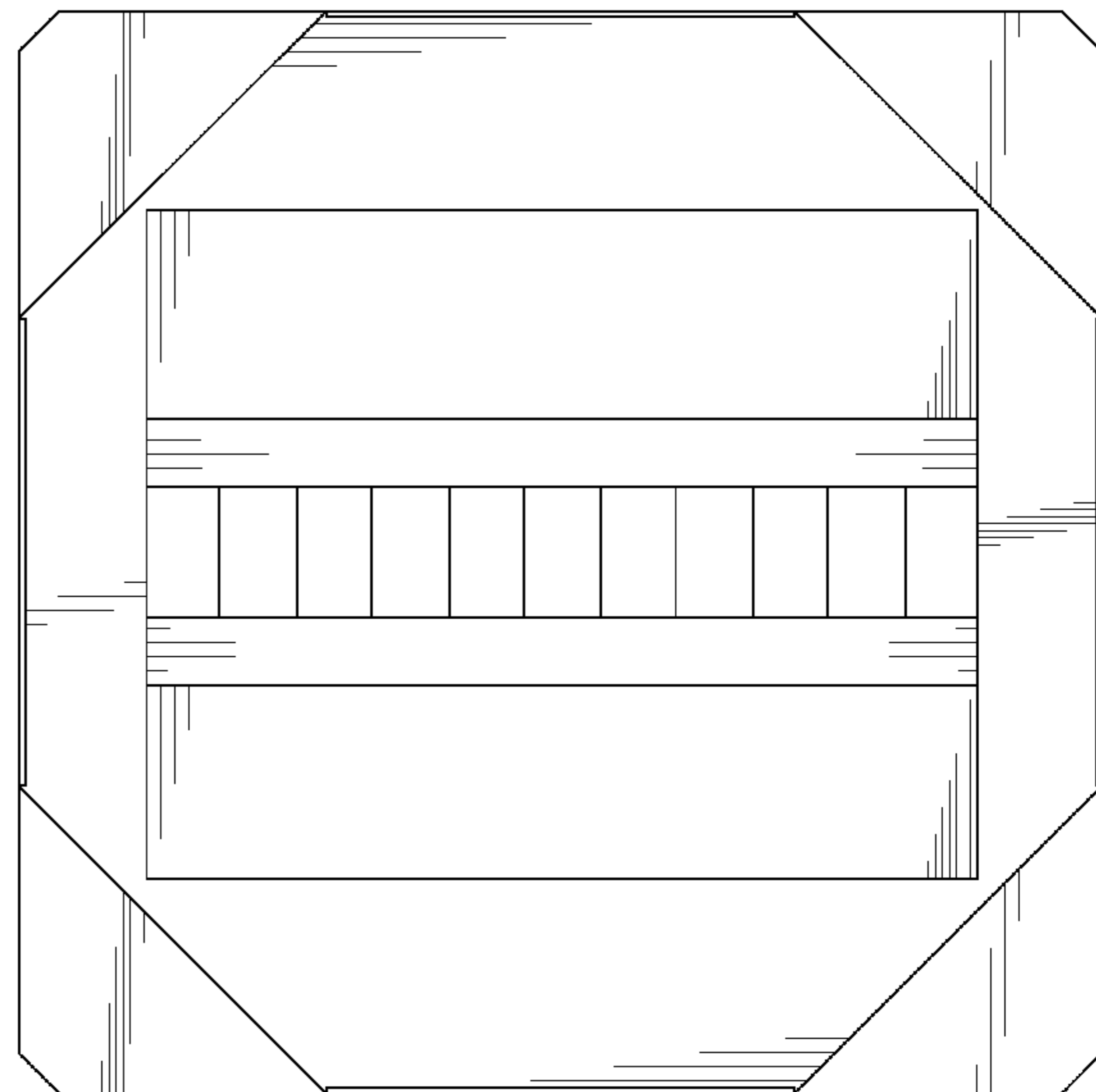
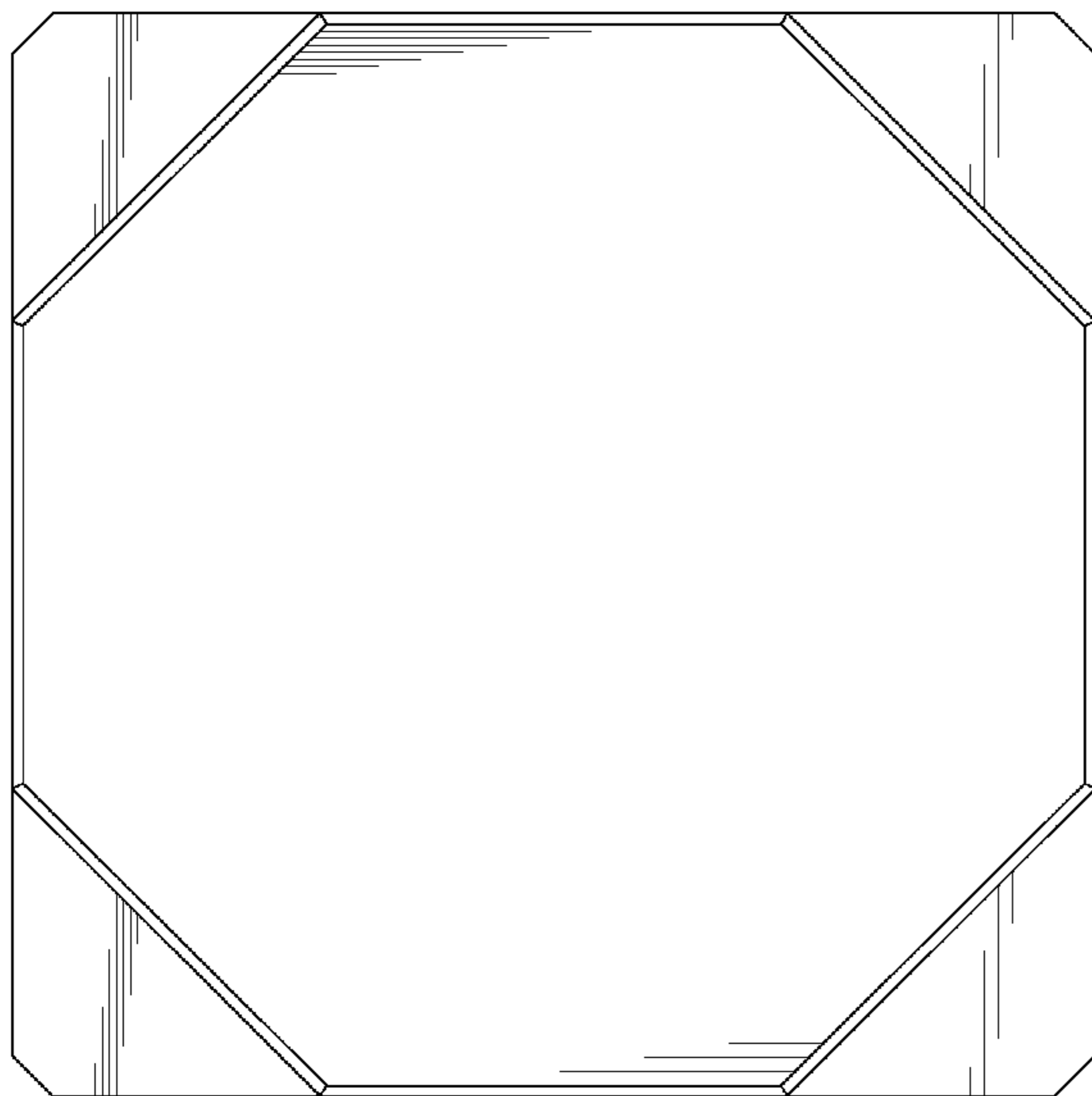
FIG. 1 is a front view of a floor panel;

FIG. 2 is a rear view thereof;

FIG. 3 is a left side view thereof, with a right side view being a mirror image of the left side view; and,

FIG. 4 is a top plan view thereof, with a bottom plan view being a mirror image of the top plan view.

1 Claim, 3 Drawing Sheets






FIG. 1

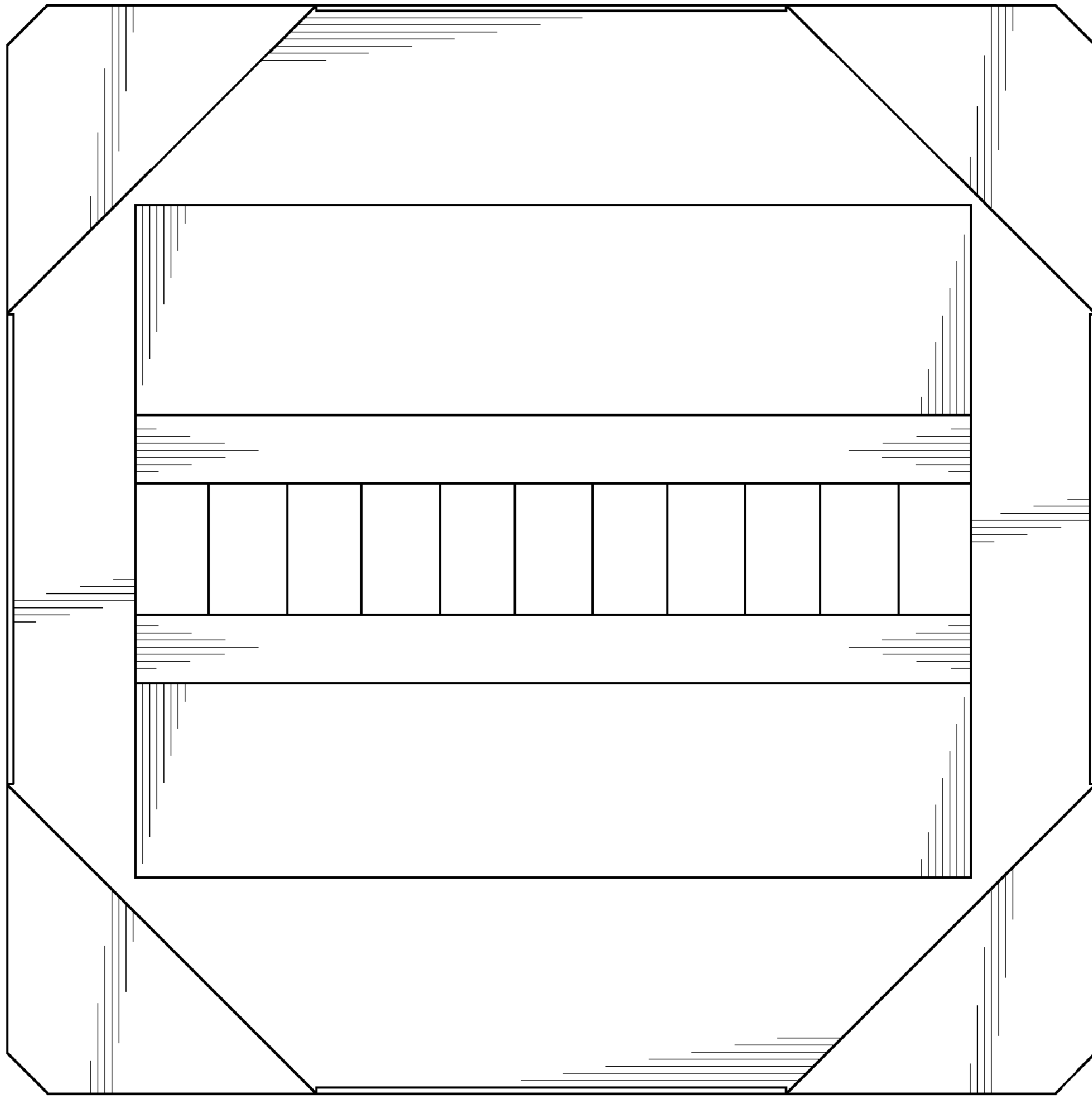


FIG. 2




FIG. 3




FIG. 4