

US00D594992S

(12) **United States Design Patent**
Williams

(10) **Patent No.:** **US D594,992 S**

(45) **Date of Patent:** **** *Jun. 23, 2009**

(54) **DOOR**

D426,645 S * 6/2000 Bonomo et al. D25/48
D466,615 S * 12/2002 Balthazor et al. D25/48
D468,027 S * 12/2002 Jimenez et al. D25/48

(76) Inventor: **Laura M. Williams**, 45011 Lightsway,
Novi, MI (US) 48375

(*) Notice: This patent is subject to a terminal disclaimer.

* cited by examiner

Primary Examiner—Doris Clark
(74) *Attorney, Agent, or Firm*—Steve M. Clemmons

(**) Term: **14 Years**

(21) Appl. No.: **29/317,055**

(57) **CLAIM**

(22) Filed: **Apr. 22, 2008**

The ornamental design for a door, as shown and described.

(51) **LOC (9) Cl.** **25-02**

(52) **U.S. Cl.** **D25/48**

(58) **Field of Classification Search** D25/48,
D25/49; 52/455, 630, 474, 764; 49/DIG. 2,
49/501, 40, 226; 428/45; 160/118, 201,
160/DIG. 8, 229.1

See application file for complete search history.

DESCRIPTION

FIG. 1 is a front elevational view of a door. A mirror is affixed to each of the six front panels of the door.

FIG. 2 is an enlarged front view of one of the door panel details of the door; and,

FIG. 3 is an enlarged cross sectional view taken through line 3—3 of FIG. 1.

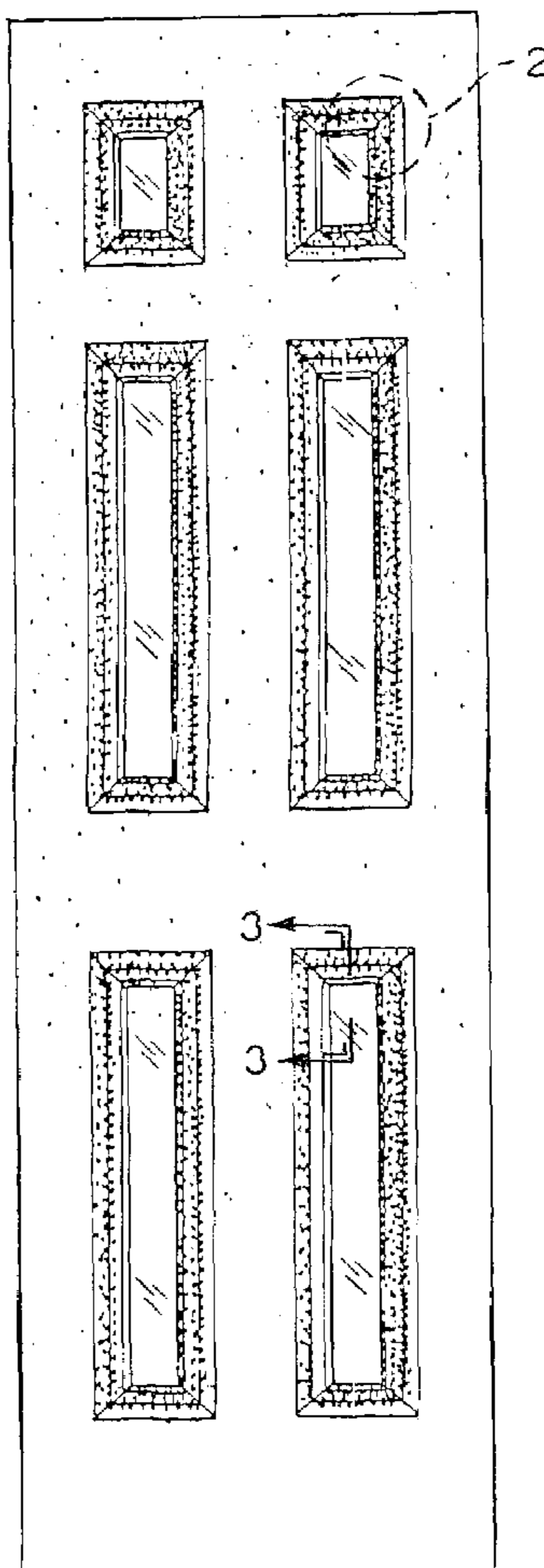
The broken lines shown in FIGS. 1 and 2 are to identify the enlarged area of the design.

(56) **References Cited**

U.S. PATENT DOCUMENTS

2,915,118 A * 12/1959 Capitani 160/118
D406,355 S * 3/1999 Kinsey D25/49

1 Claim, 2 Drawing Sheets



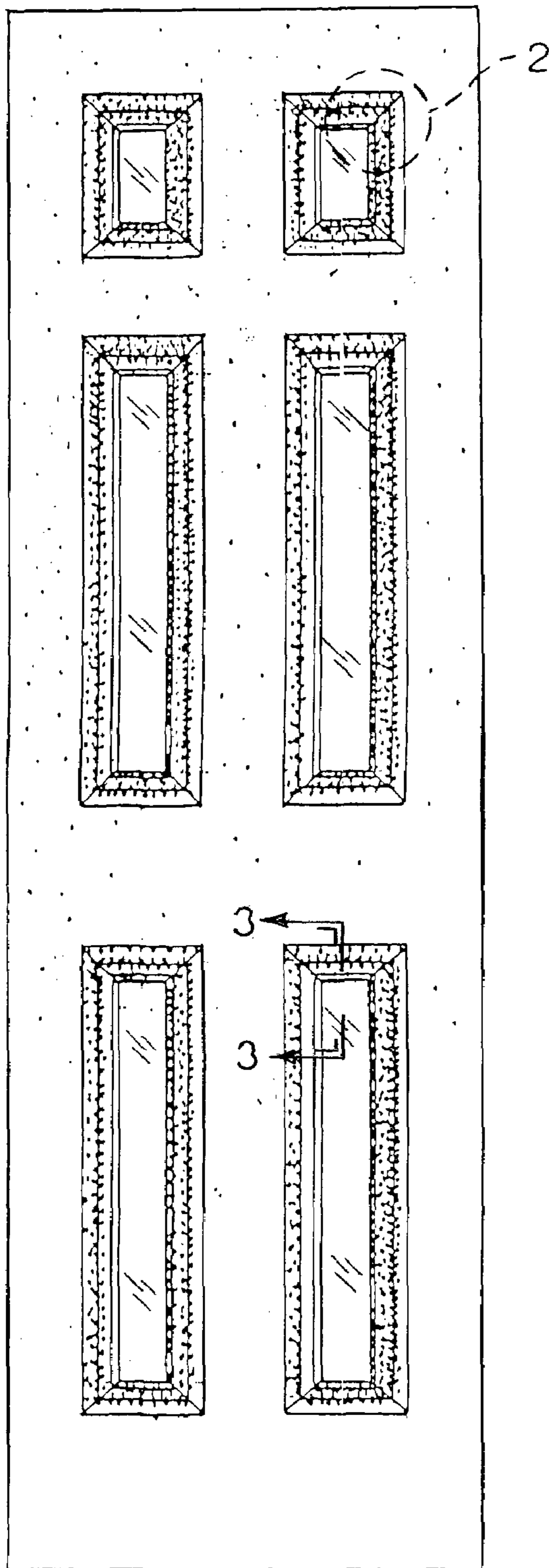


FIG. 1

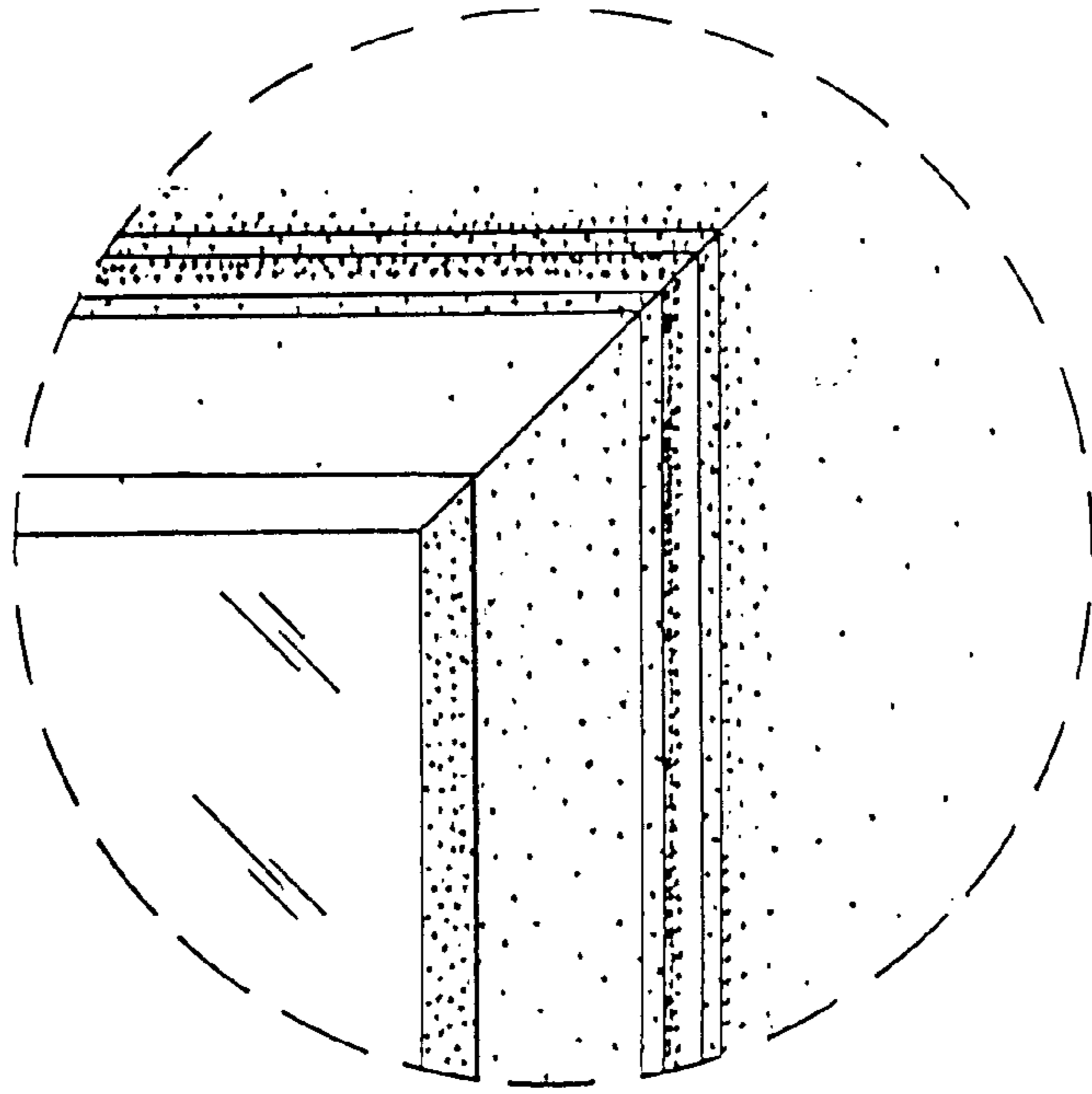


FIG. 2

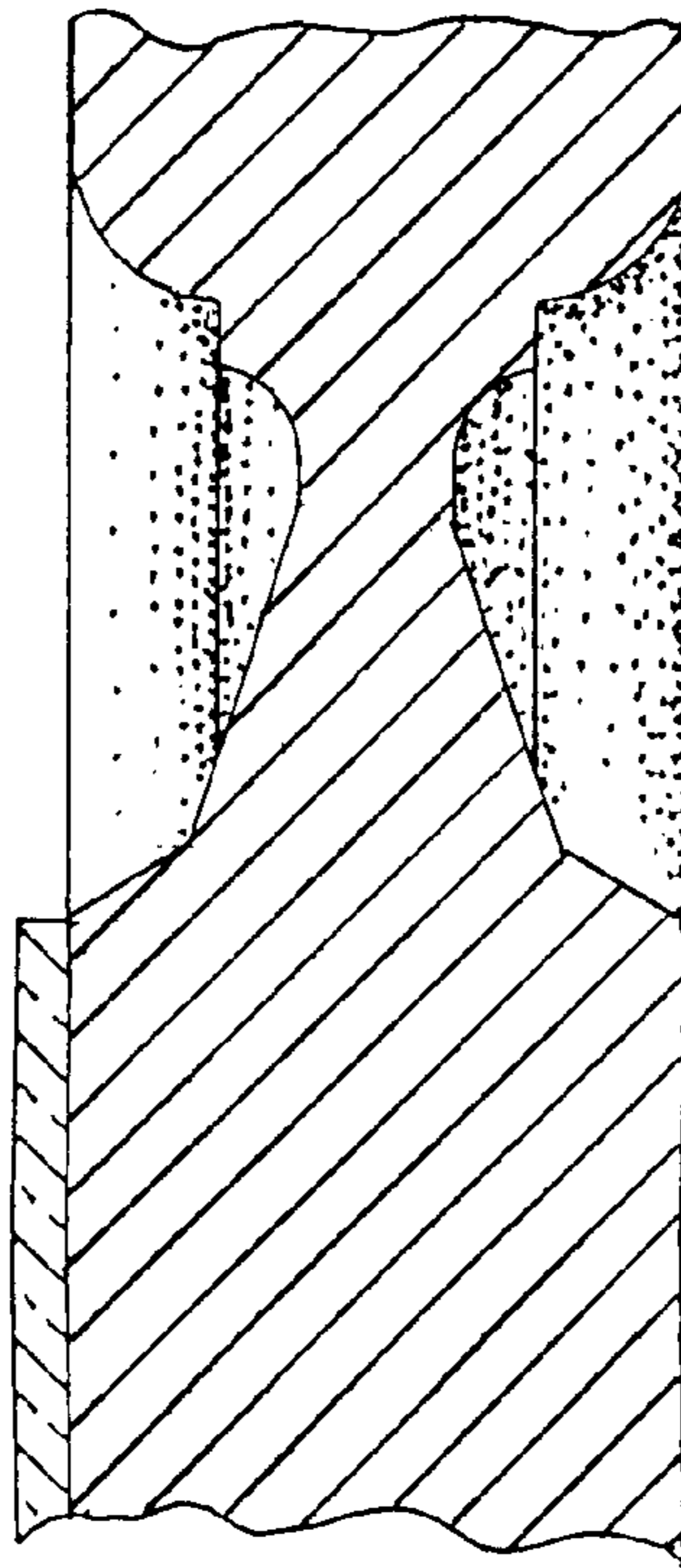


FIG. 3