

US00D594989S

(12) **United States Design Patent**
Carlson

(10) **Patent No.:** **US D594,989 S**
(45) **Date of Patent:** **** Jun. 23, 2009**

(54) **BACK STRETCHER**

(75) Inventor: **Vincent Perry Carlson**, 304 N. 5th,
Atwood, KS (US) 67730

(73) Assignee: **Vincent Perry Carlson**, Atwood, KS
(US)

(**) Term: **14 Years**

(21) Appl. No.: **29/305,203**

(22) Filed: **Mar. 14, 2008**

(51) **LOC (9) Cl.** **24-04**

(52) **U.S. Cl.** **D24/188**

(58) **Field of Classification Search** D24/188,
D24/200; 601/97, 98, 100, 115, 128, 131,
601/134, 136; D21/691

See application file for complete search history.

(56) **References Cited**

U.S. PATENT DOCUMENTS

- 2,934,063 A * 4/1960 Elsasser 606/243
- 4,191,177 A * 3/1980 Abbott 601/97
- 4,350,152 A * 9/1982 Strakowski 601/1
- 4,383,342 A * 5/1983 Forster 5/731
- D312,694 S * 12/1990 Yanazaki D24/215
- D348,519 S * 7/1994 Cagle D24/211

- D359,089 S * 6/1995 Taylor D21/691
- D378,134 S * 2/1997 Kuan D24/200
- D389,585 S * 1/1998 Leventhal et al. D24/215
- D398,399 S * 9/1998 Vincent et al. D24/200
- D449,695 S * 10/2001 Ponton et al. D24/200
- D452,572 S * 12/2001 Nakamura D24/211
- 6,634,999 B2 * 10/2003 Herbst 482/142

* cited by examiner

Primary Examiner—T. Chase Nelson
Assistant Examiner—Michelle E Wilson

(57) **CLAIM**

The ornamental design for a back stretcher, as shown and described.

DESCRIPTION

FIG. 1 is a perspective view of a back stretcher, showing my new design;

FIG. 2 is a front elevational view of the invention;

FIG. 3 is a rear elevational view of the invention;

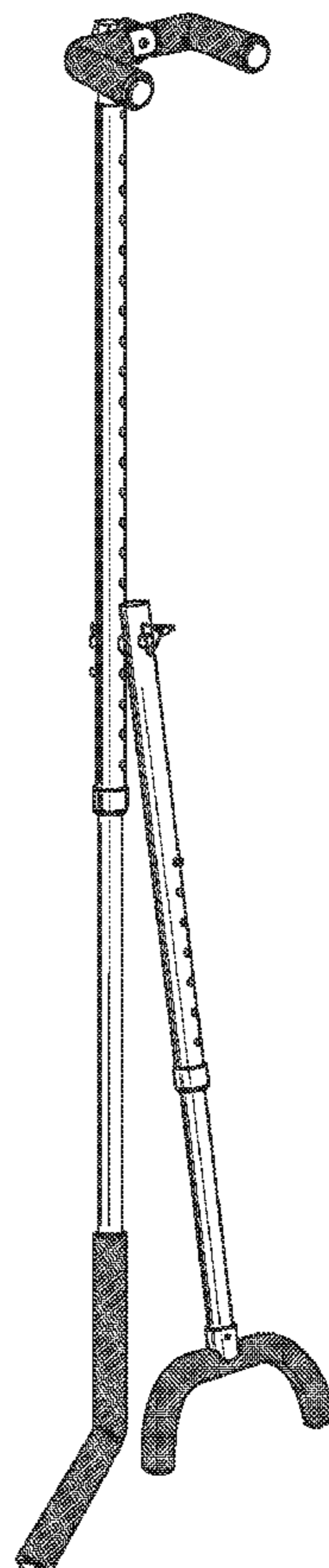
FIG. 4 is a left-side elevational view of the invention;

FIG. 5 is a right-side elevational view of the invention;

FIG. 6 is a top plan view of the invention; and,

FIG. 7 is a bottom plan view of the invention.

1 Claim, 2 Drawing Sheets



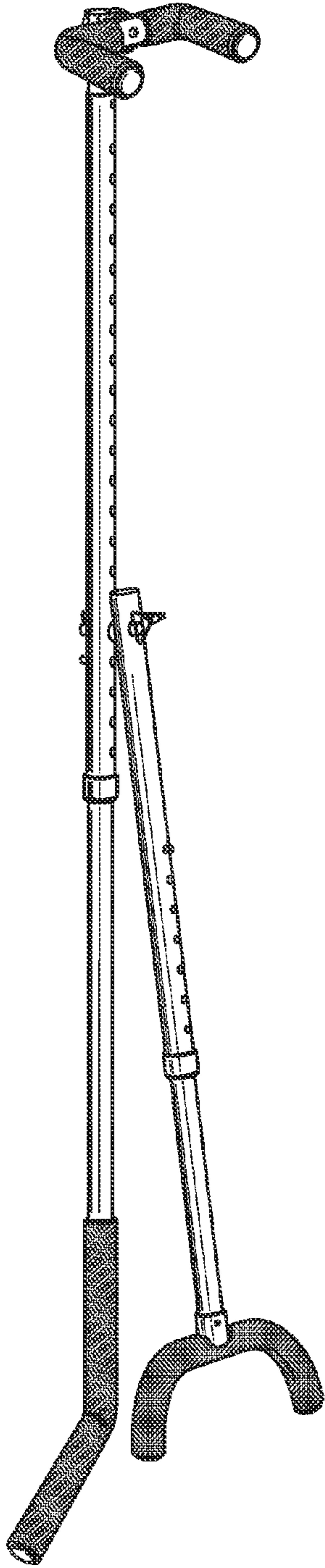


FIG. 1

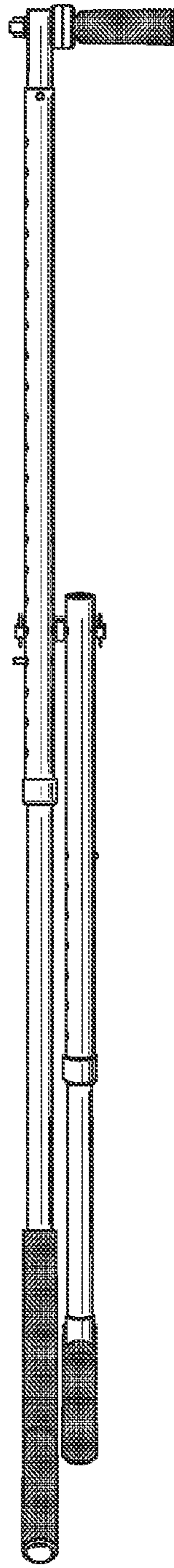


FIG. 2

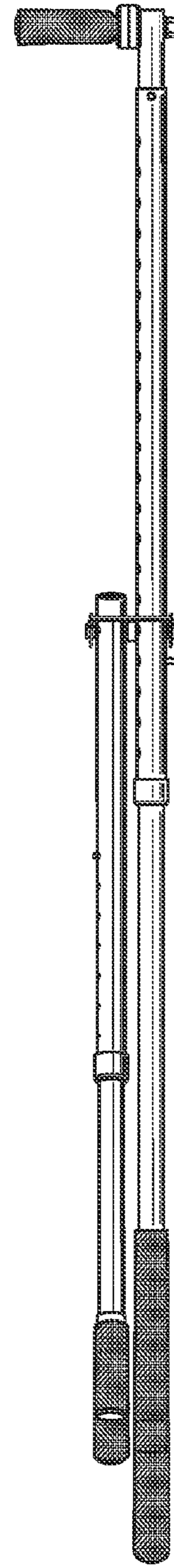


FIG. 3

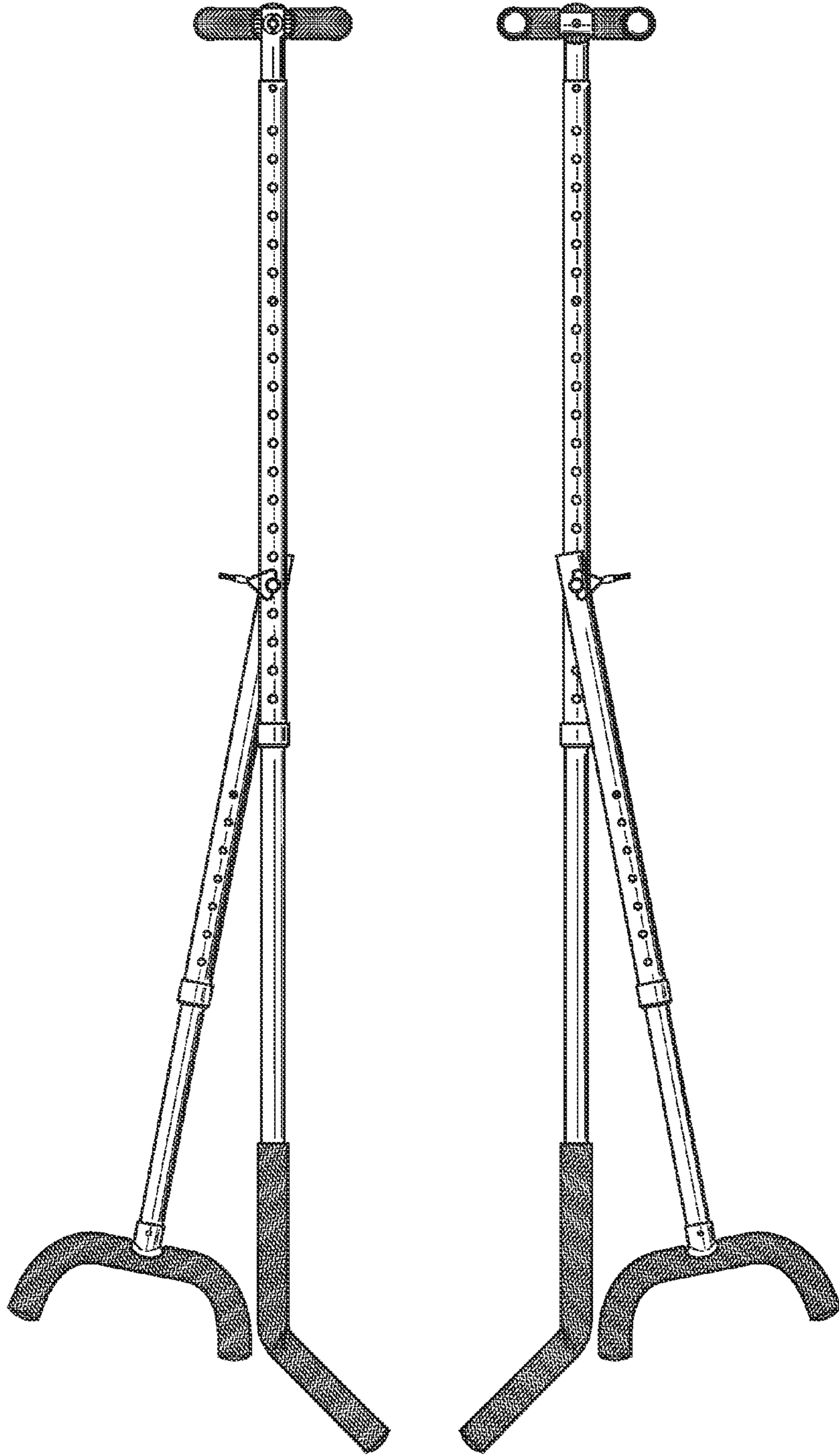


FIG. 4

FIG. 5

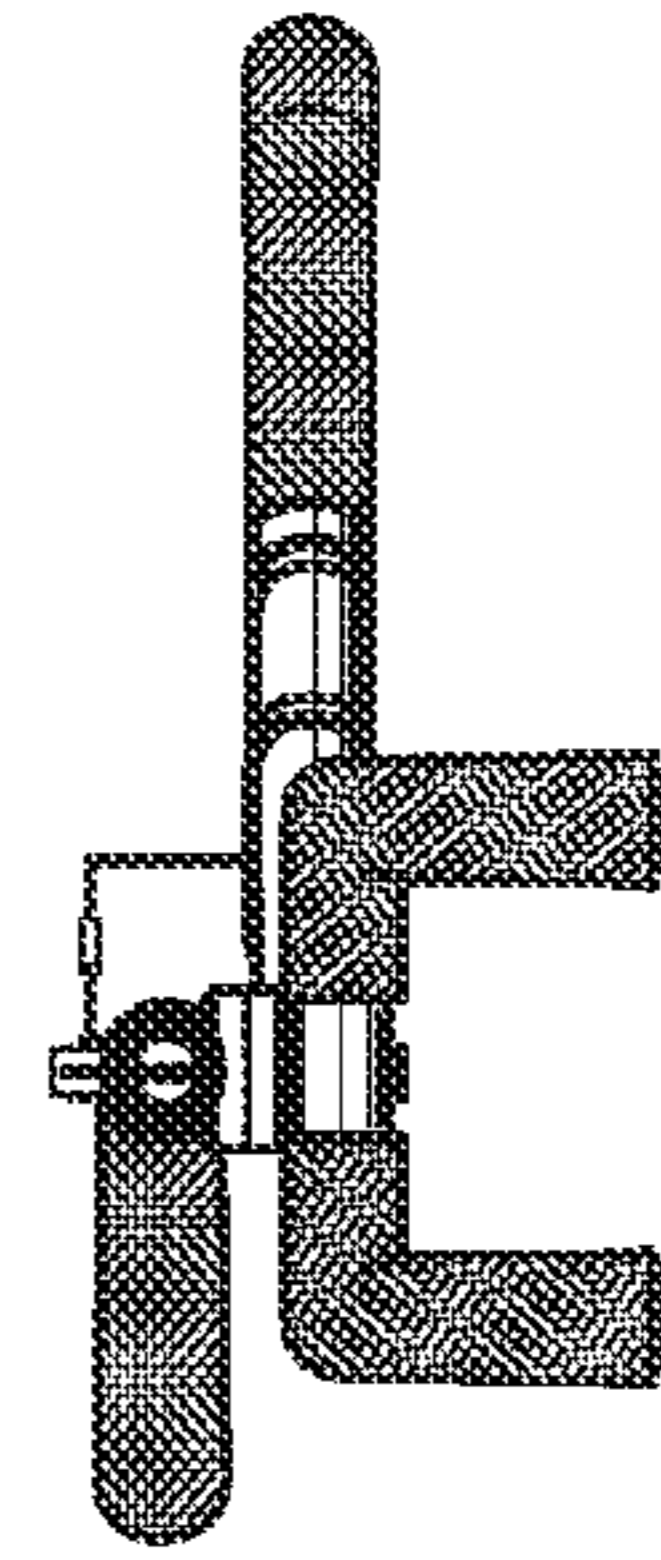


FIG. 6

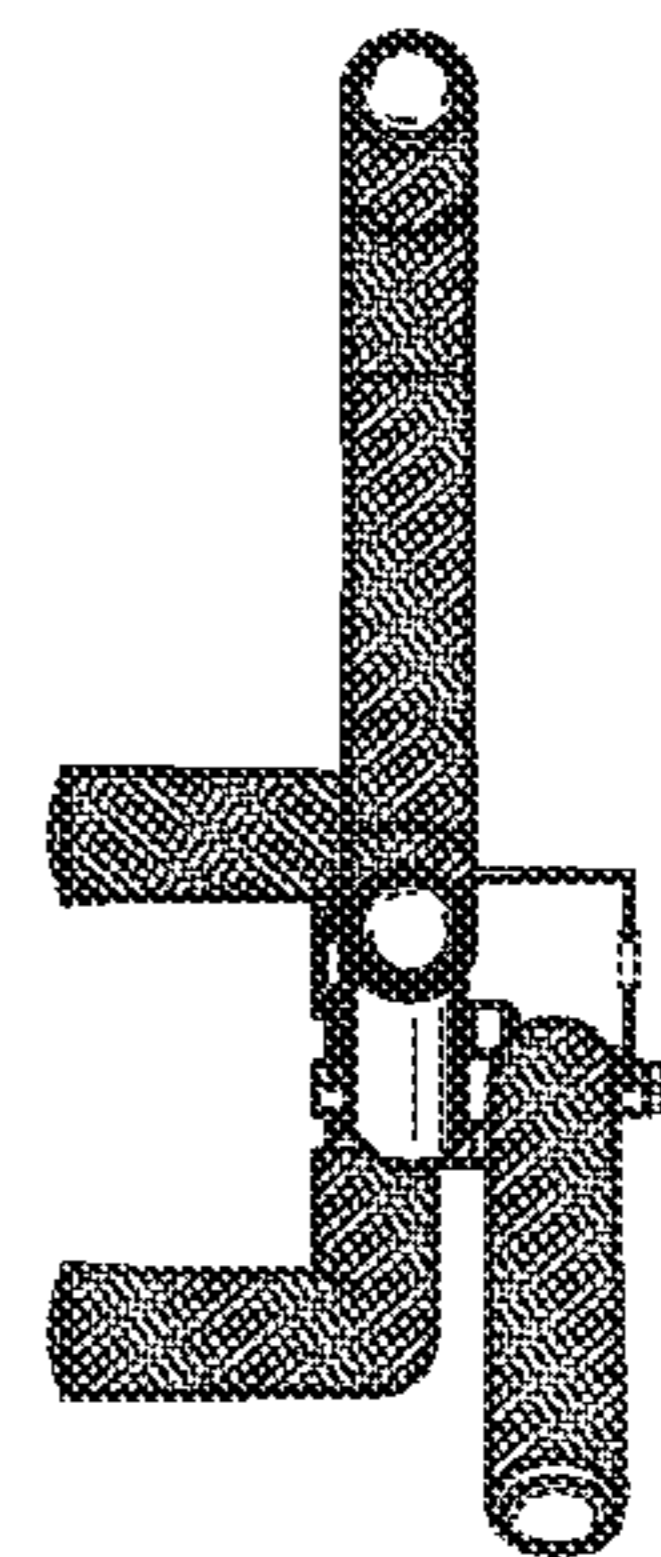


FIG. 7