

US00D594977S

(12) **United States Design Patent**
Jackson et al.

(10) **Patent No.:** **US D594,977 S**

(45) **Date of Patent:** **** Jun. 23, 2009**

(54) **SANITARY NAPKIN**

(75) Inventors: **Peter W. Jackson**, Hampton, NJ (US);
Brian D. Schmidt, Little Falls, NJ (US)

(73) Assignee: **McNeil-PPC, Inc.**, Skillman, NJ (US)

(**) Term: **14 Years**

(21) Appl. No.: **29/322,185**

(22) Filed: **Jul. 30, 2008**

(51) **LOC (9) Cl.** **24-04**

(52) **U.S. Cl.** **D24/124**

(58) **Field of Classification Search** D24/124-125;
604/364, 378, 380, 383, 385.01, 385.03,
604/385.04, 385.05, 385.16, 385.23, 385.27,
604/385.2, 385.87

See application file for complete search history.

(56) **References Cited**

U.S. PATENT DOCUMENTS

- 4,936,839 A * 6/1990 Molee et al. 604/378
- 5,807,365 A * 9/1998 Luceri 604/367
- D438,957 S * 3/2001 Richardson et al. D24/125
- D463,548 S * 9/2002 Gannon et al. D24/125
- 6,592,561 B2 * 7/2003 Simard et al. 604/385.04

- D482,445 S * 11/2003 De Carvalho et al. D24/125
- D506,255 S * 6/2005 Drzewiecki et al. D24/125
- D508,993 S * 8/2005 Drzewiecki et al. D24/125

* cited by examiner

Primary Examiner—T. Chase Nelson
Assistant Examiner—Michelle E Wilson

(57) **CLAIM**

The ornamental design for a sanitary napkin, as shown and described.

DESCRIPTION

FIG. 1 is a top plan view of a sanitary napkin according to a first embodiment of the present invention; and,

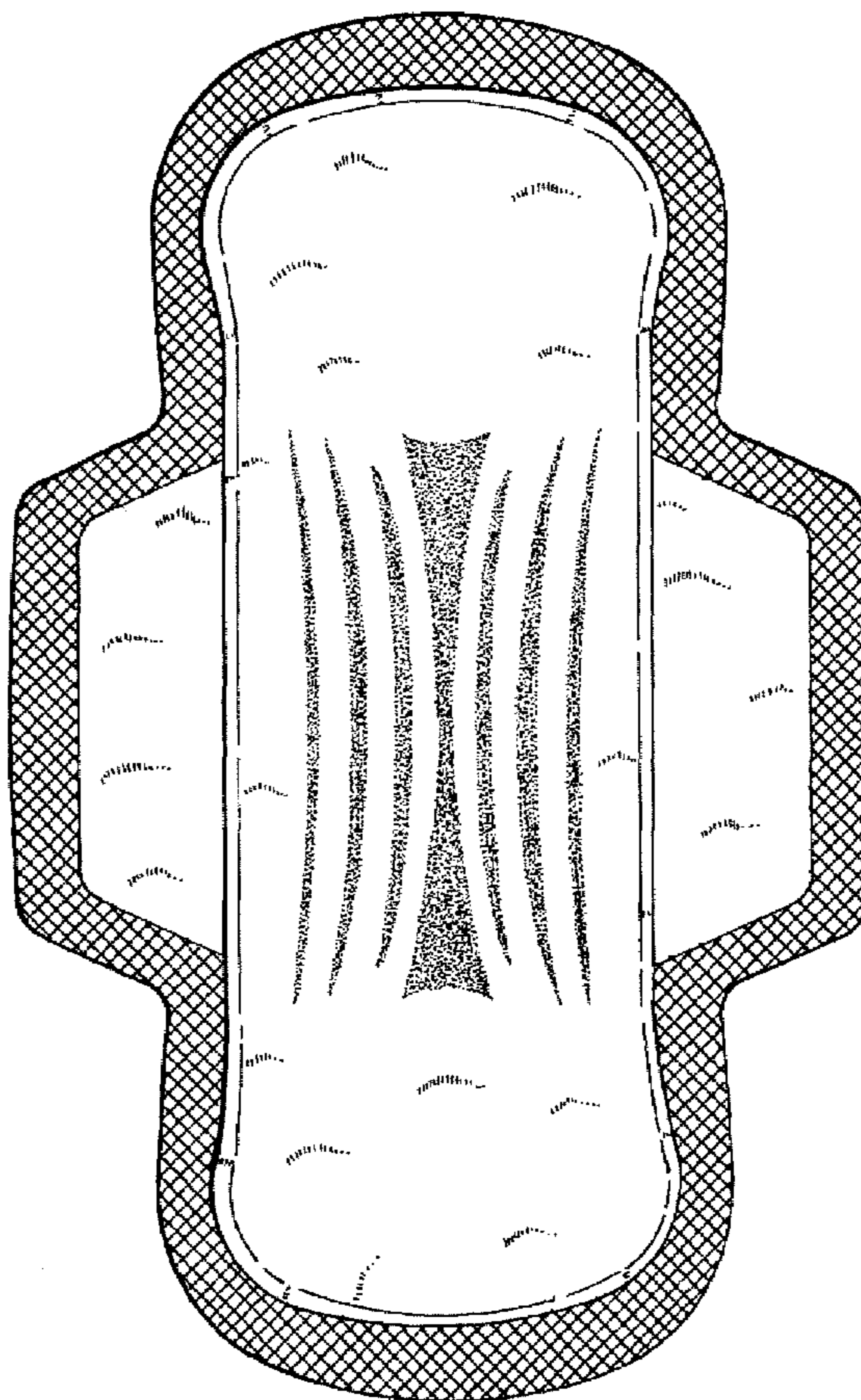
FIG. 2 is a bottom plan view of the sanitary napkin shown in FIG. 1.

The broken line showing of the adhesive tabs in FIG. 2 is included for the purpose of illustrating environment and forms no part of the claimed design.

The shading depicted in FIG. 1 represents a pattern viewable from the top surface of the sanitary napkin.

Side views of the sanitary napkin have been omitted since the sanitary napkin is flat and devoid of ornamentation.

1 Claim, 2 Drawing Sheets



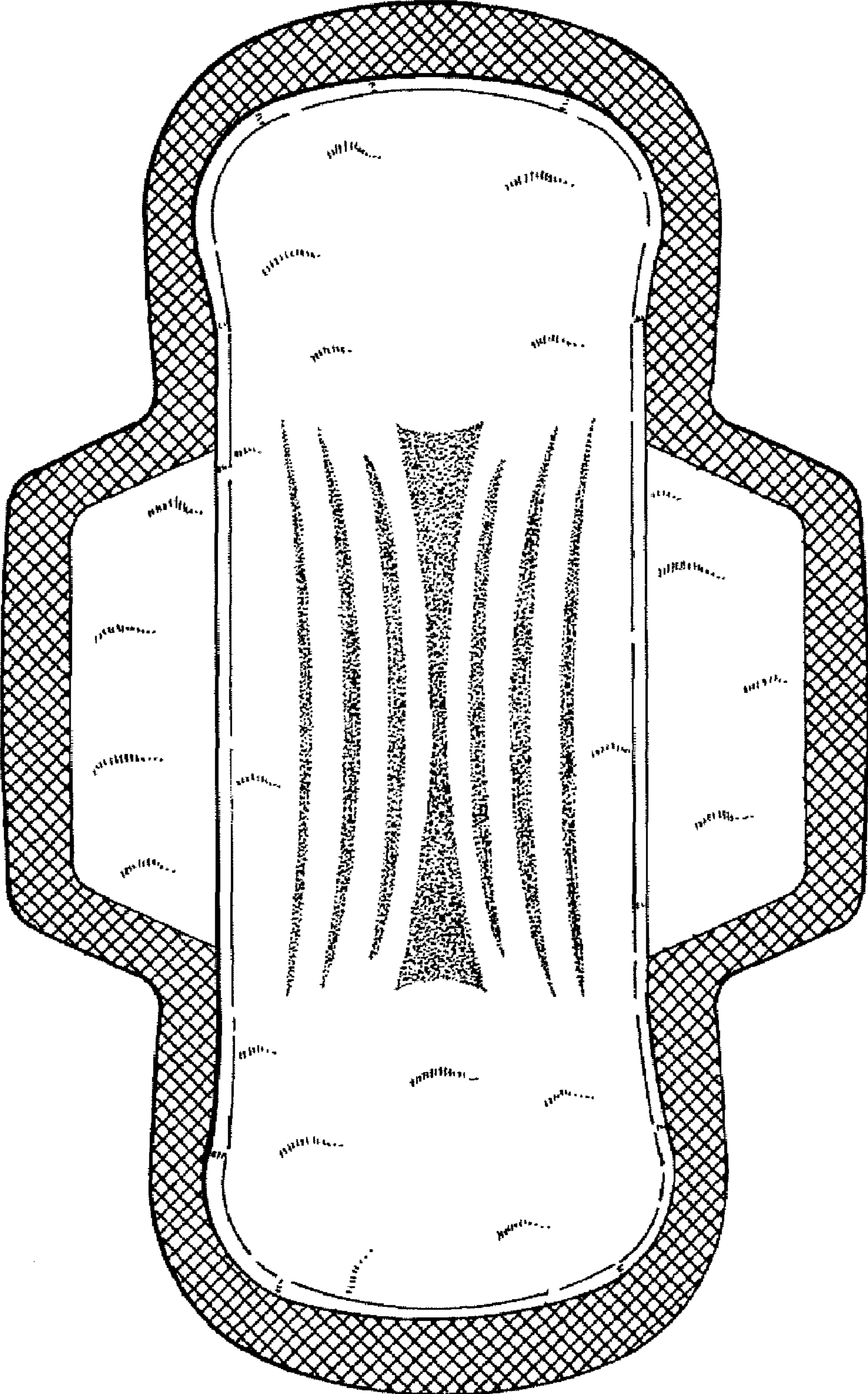


Fig. 1

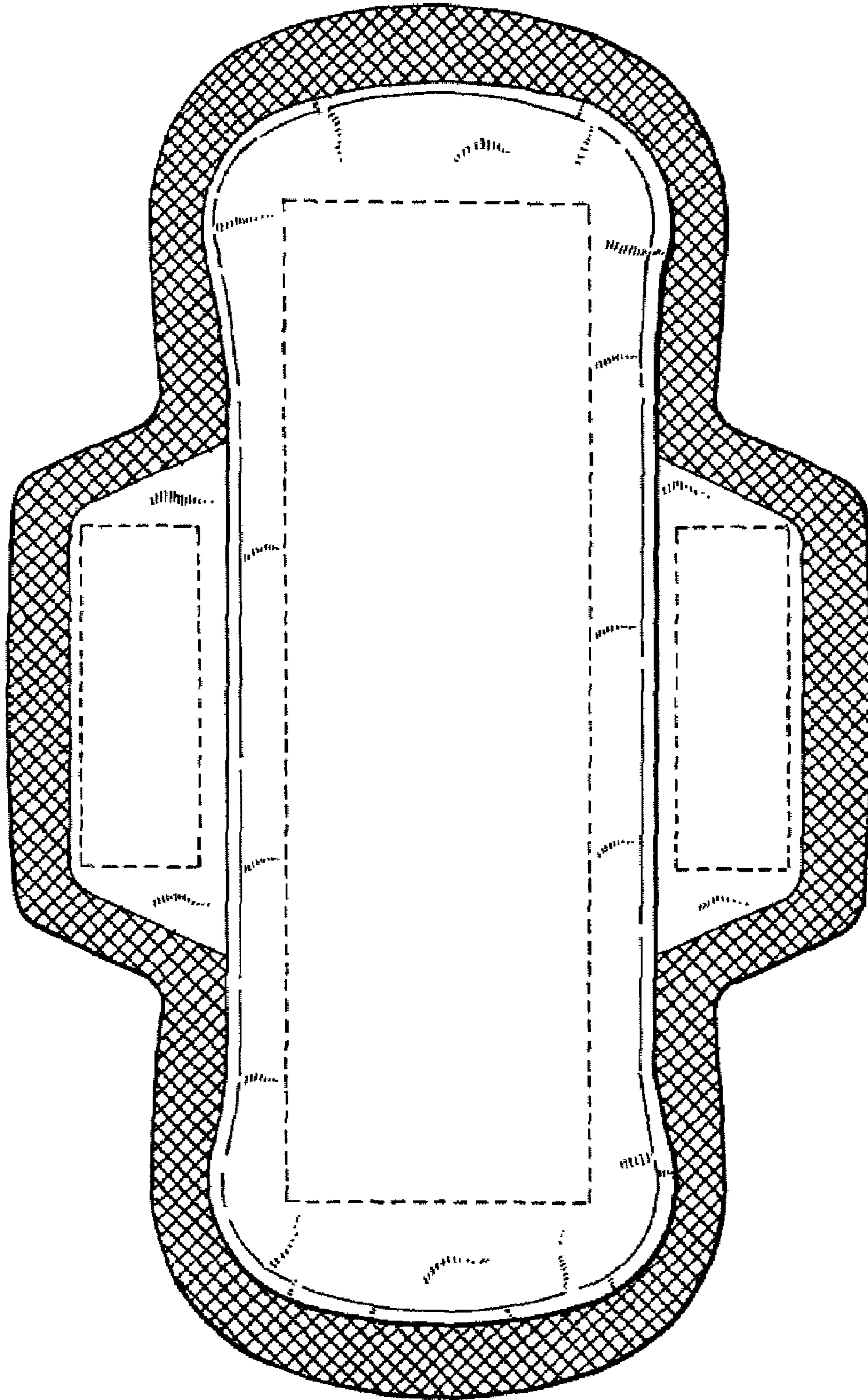


Fig. 2