



US00D594971S

(12) **United States Design Patent**
Senkpiel

(10) **Patent No.:** **US D594,971 S**
(45) **Date of Patent:** **** Jun. 23, 2009**

(54) **BREAST PAD**

(76) **Inventor:** **Yvonne Senkpiel**, Chateau Estates Park,
1101 84th St. NE #712, Calgary (CA)
T2A 7X2

(**) **Term:** **14 Years**

(21) **Appl. No.:** **29/320,021**

(22) **Filed:** **Jun. 18, 2008**

(30) **Foreign Application Priority Data**

Dec. 20, 2007 (EM) 000847041

(51) **LOC (9) Cl.** **24-04**

(52) **U.S. Cl.** **D24/124**

(58) **Field of Classification Search** D24/124-126,
D24/188-189; 450/36-38, 55-57; 2/267,
2/268; 604/385.07, 358, 363, 364, 368-375,
604/385.01, 385.03, 385.14, 385.23, 387,
604/390; 602/41-43, 56

See application file for complete search history.

(56) **References Cited**

U.S. PATENT DOCUMENTS

69,988	A *	10/1867	Glover	450/38
404,881	A *	6/1889	Wheeler	450/39
2,427,851	A *	9/1947	Gerst	450/57
4,674,510	A *	6/1987	Sneider	450/57
5,017,174	A *	5/1991	Gowrylow	450/37
D321,058	S *	10/1991	Dickinson	D24/207
D347,278	S *	5/1994	Higa	D24/124
5,683,286	A *	11/1997	Kielland	450/37

6,224,458	B1 *	5/2001	Chen	450/57
6,241,715	B1 *	6/2001	Houser et al.	604/385.07
D473,641	S *	4/2003	Kali	D24/124
6,695,678	B1 *	2/2004	Foley et al.	450/57
7,008,409	B2 *	3/2006	Spiezio et al.	604/385.07
7,044,828	B2 *	5/2006	Foley et al.	450/37
D575,867	S *	8/2008	Fujikawa et al.	D24/124
D575,868	S *	8/2008	Fujikawa et al.	D24/124
D575,869	S *	8/2008	Fujikawa et al.	D24/124
7,416,544	B2 *	8/2008	Sakaguchi et al.	604/385.07

* cited by examiner

Primary Examiner—Holly H Baynham

Assistant Examiner—Michelle E Wilson

(74) *Attorney, Agent, or Firm*—Alleman Hall McCoy Russell
& Tuttle LLP

(57) **CLAIM**

The ornamental design for a breast pad, as shown and described.

DESCRIPTION

FIG. 1 is a bottom perspective view of a breast pad according to the present invention.

FIG. 2 is a top view of the breast pad of FIG. 1.

FIG. 3 is a bottom view of the breast pad of FIG. 1.


FIG. 4 is a front view of the breast pad of FIG. 1.

FIG. 5 is a left side view of the breast pad of FIG. 1.

FIG. 6 is a right side view of the breast pad of FIG. 1; and,

FIG. 7 is a back view of the breast pad of FIG. 1.

1 Claim, 3 Drawing Sheets






FIG. 1

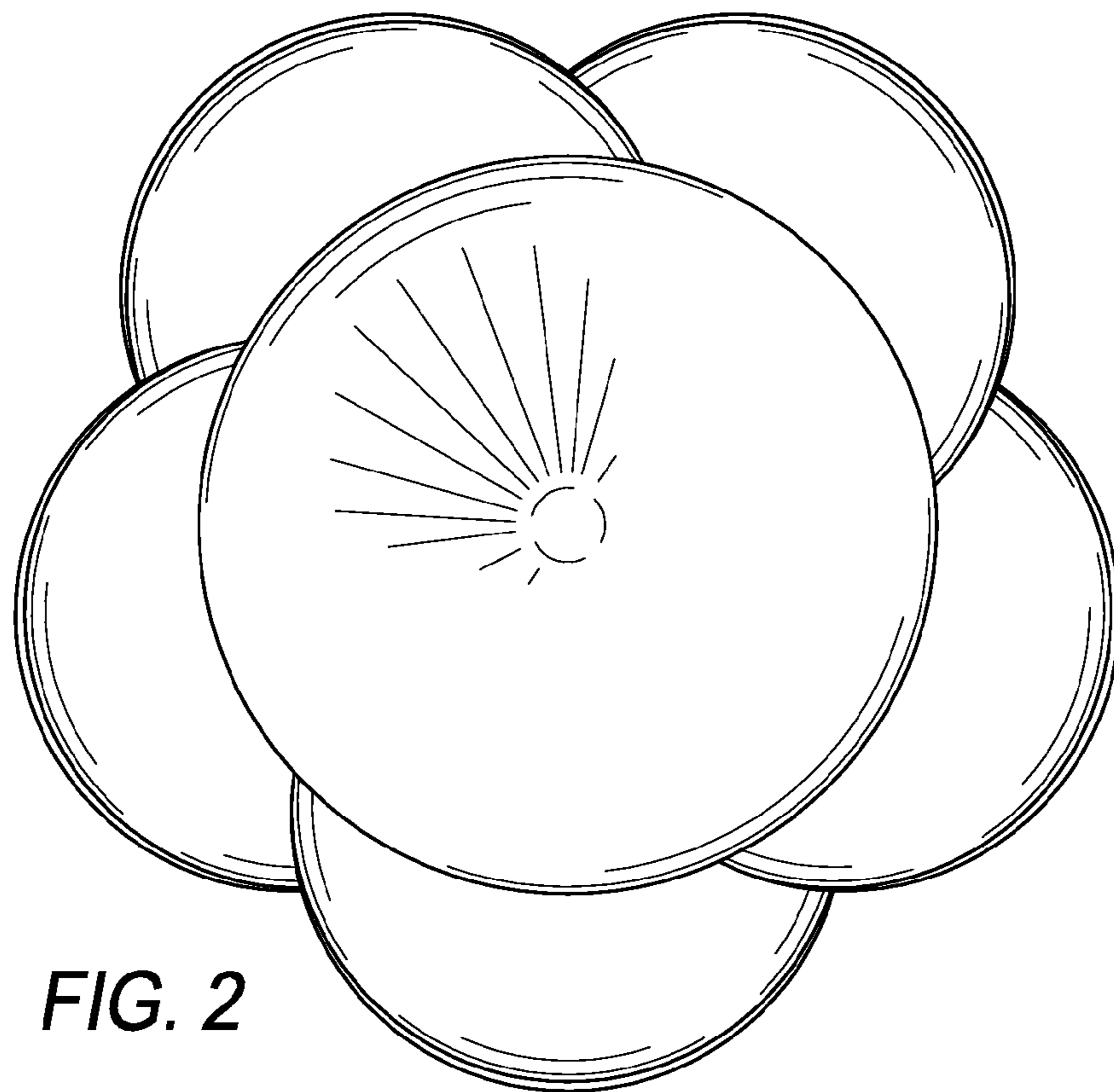


FIG. 2

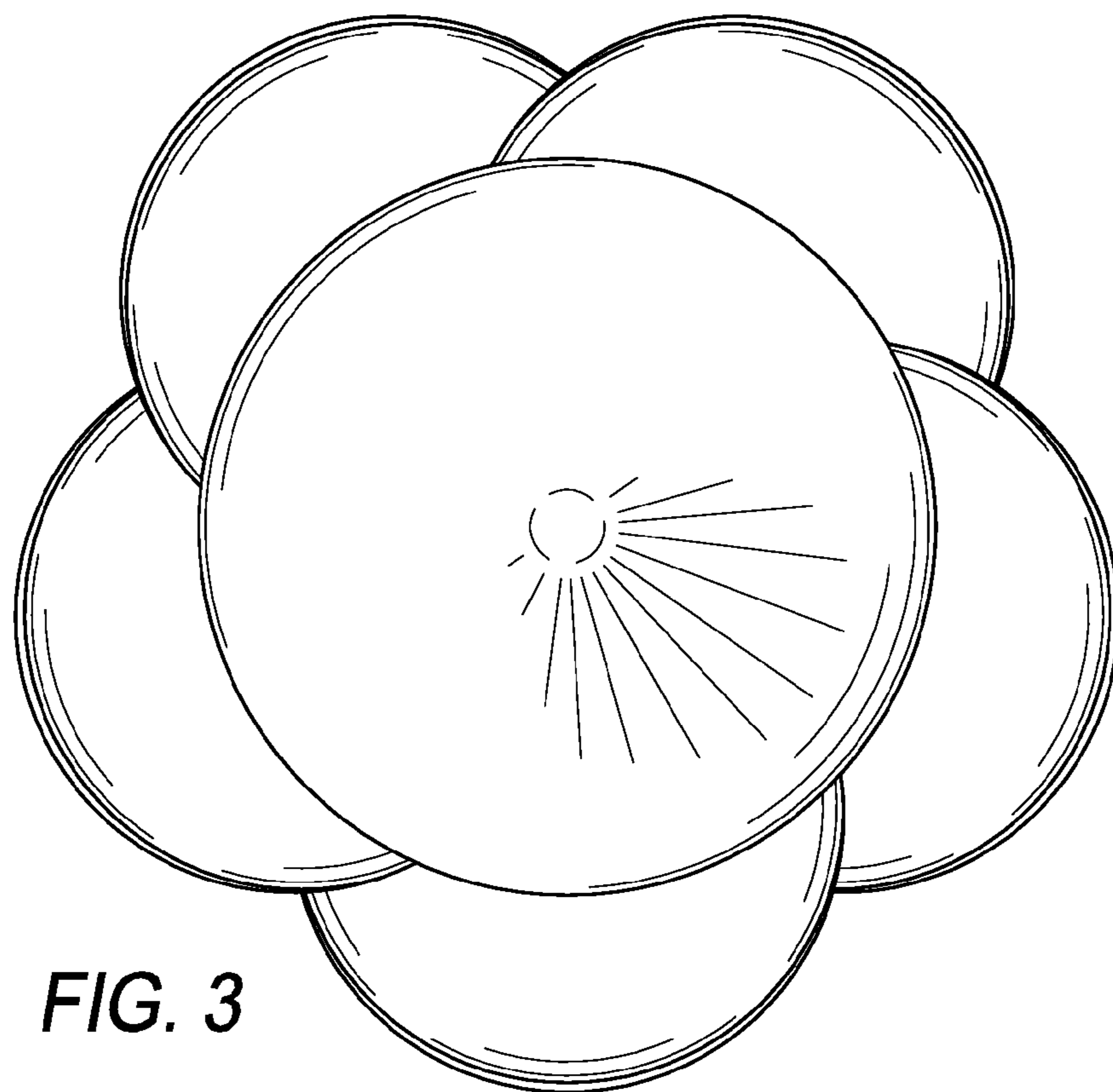


FIG. 3

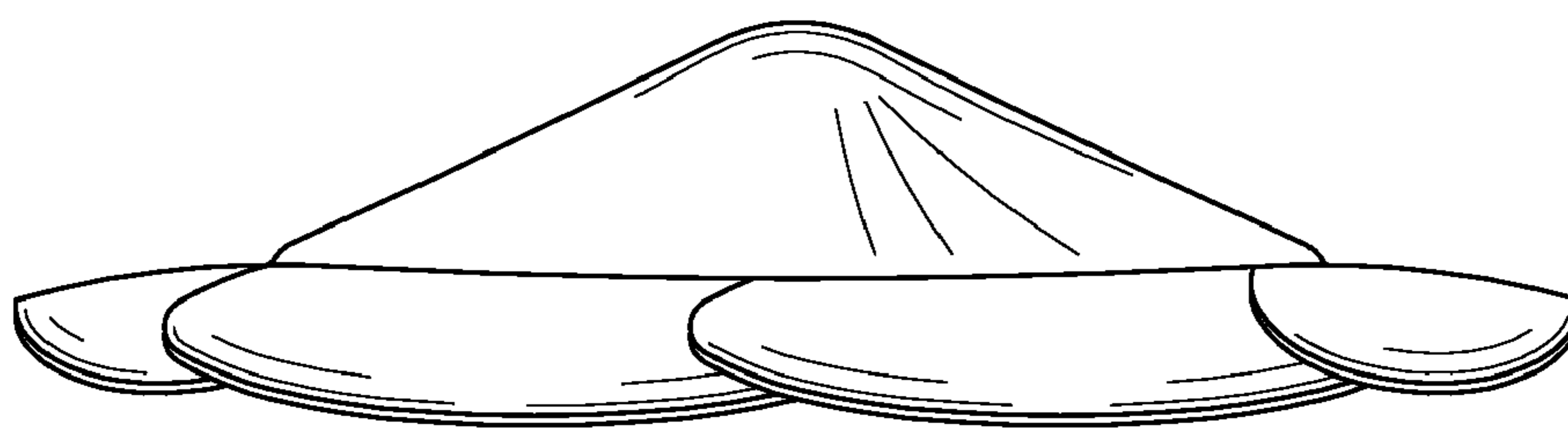


FIG. 4

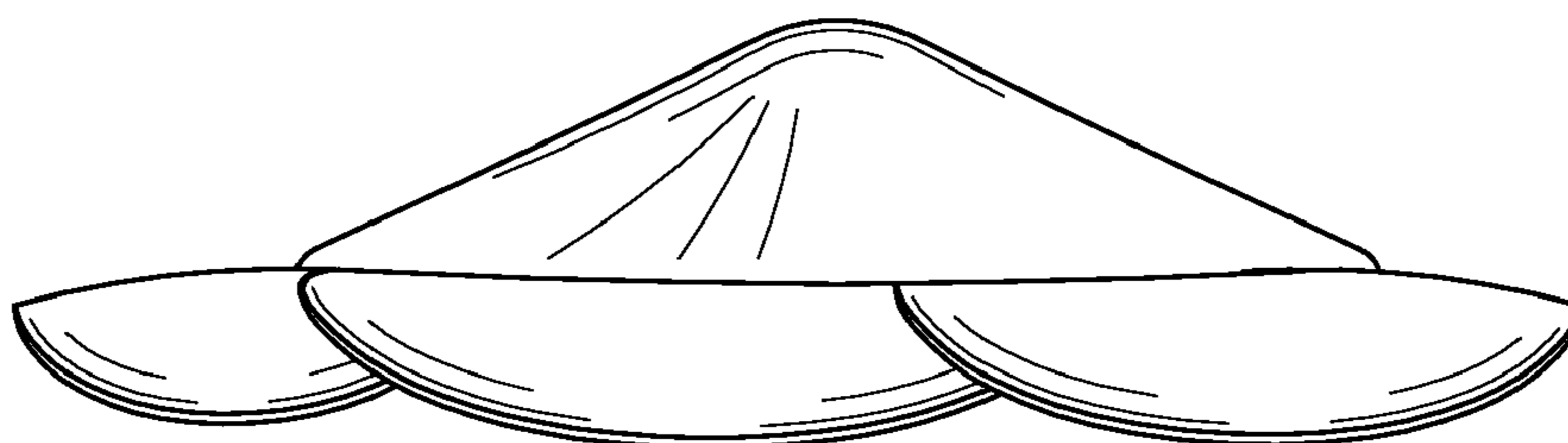


FIG. 5

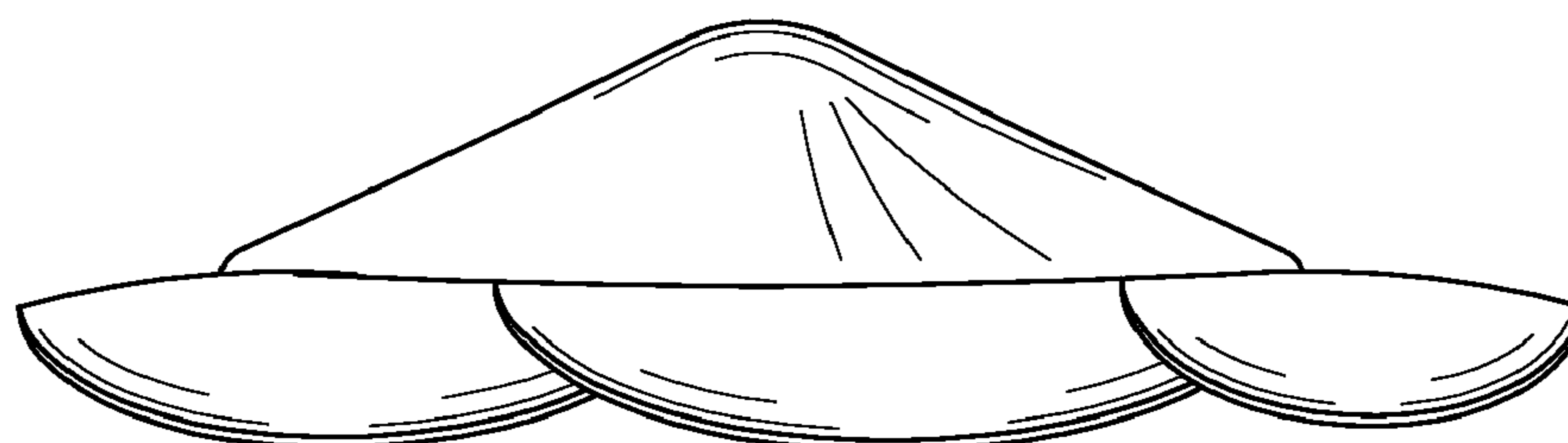


FIG. 6

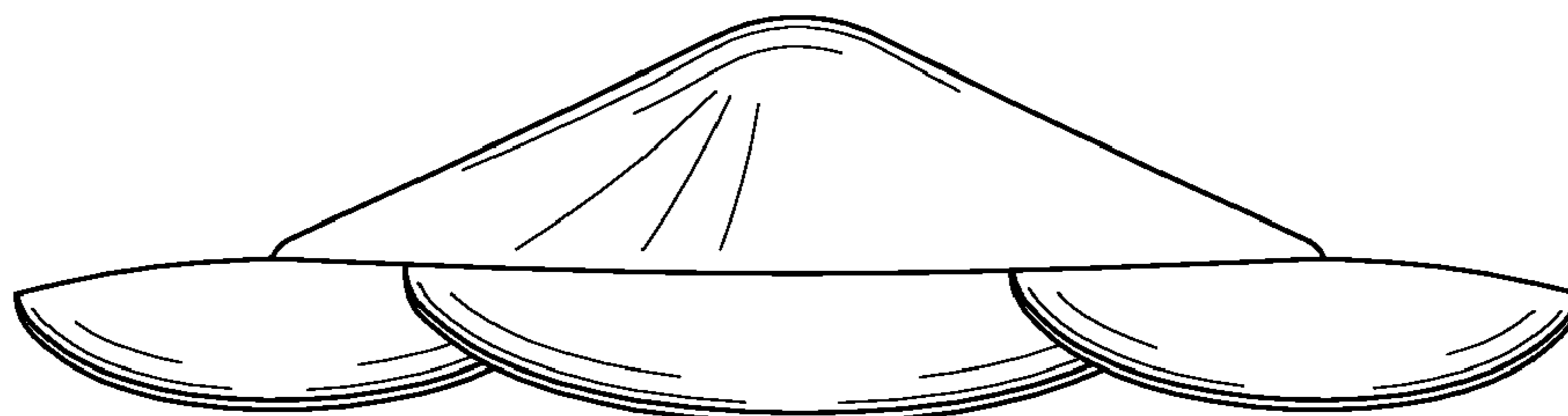


FIG. 7