



US00D594966S

(12) **United States Design Patent**
Pickett

(10) **Patent No.:** **US D594,966 S**
(45) **Date of Patent:** **** Jun. 23, 2009**

(54) **CEILING FAN HOUSING WITH A SCROLL ATTACHMENT**

Primary Examiner—Lisa P Lichtenstein
(74) *Attorney, Agent, or Firm*—Parsons & Goltry; Michael W. Goltry; Robert A. Parsons

(76) **Inventor:** **Mark Pickett**, 1419 E. Palm St., Altadena, CA (US) 91001

(57) **CLAIM**

(**) **Term:** **14 Years**

The ornamental design for a ceiling fan housing with scroll attachment, as shown and described.

(21) **Appl. No.:** **29/306,716**

(22) **Filed:** **Apr. 15, 2008**

DESCRIPTION

(51) **LOC (9) Cl.** **23-04**

(52) **U.S. Cl.** **D23/411**

(58) **Field of Classification Search** D23/377, D23/379, 385, 411, 413; 416/5

See application file for complete search history.

FIG. 1 is a top perspective view of a ceiling fan housing with scroll attachment showing my new design;

FIG. 2 is a bottom perspective view thereof;

FIG. 3 is front elevational view thereof;

FIG. 4 is a rear elevational view thereof;

FIG. 5 is a reduced top plan view thereof; and,

FIG. 6 is a reduced bottom plan view thereof.

(56) **References Cited**


U.S. PATENT DOCUMENTS

D521,627 S *	5/2006	Flores	D23/377
D522,122 S *	5/2006	Flores	D23/377
D535,383 S *	1/2007	Pickett	D23/411
D562,966 S *	2/2008	Pickett	D23/411
D567,356 S *	4/2008	Hidalgo	D23/411

The broken line showing of the opening for the support pole is included for the purpose of illustrating environmental structure and forms no part of the claimed design.

* cited by examiner

1 Claim, 6 Drawing Sheets






FIG. 1




FIG. 2




FIG. 3

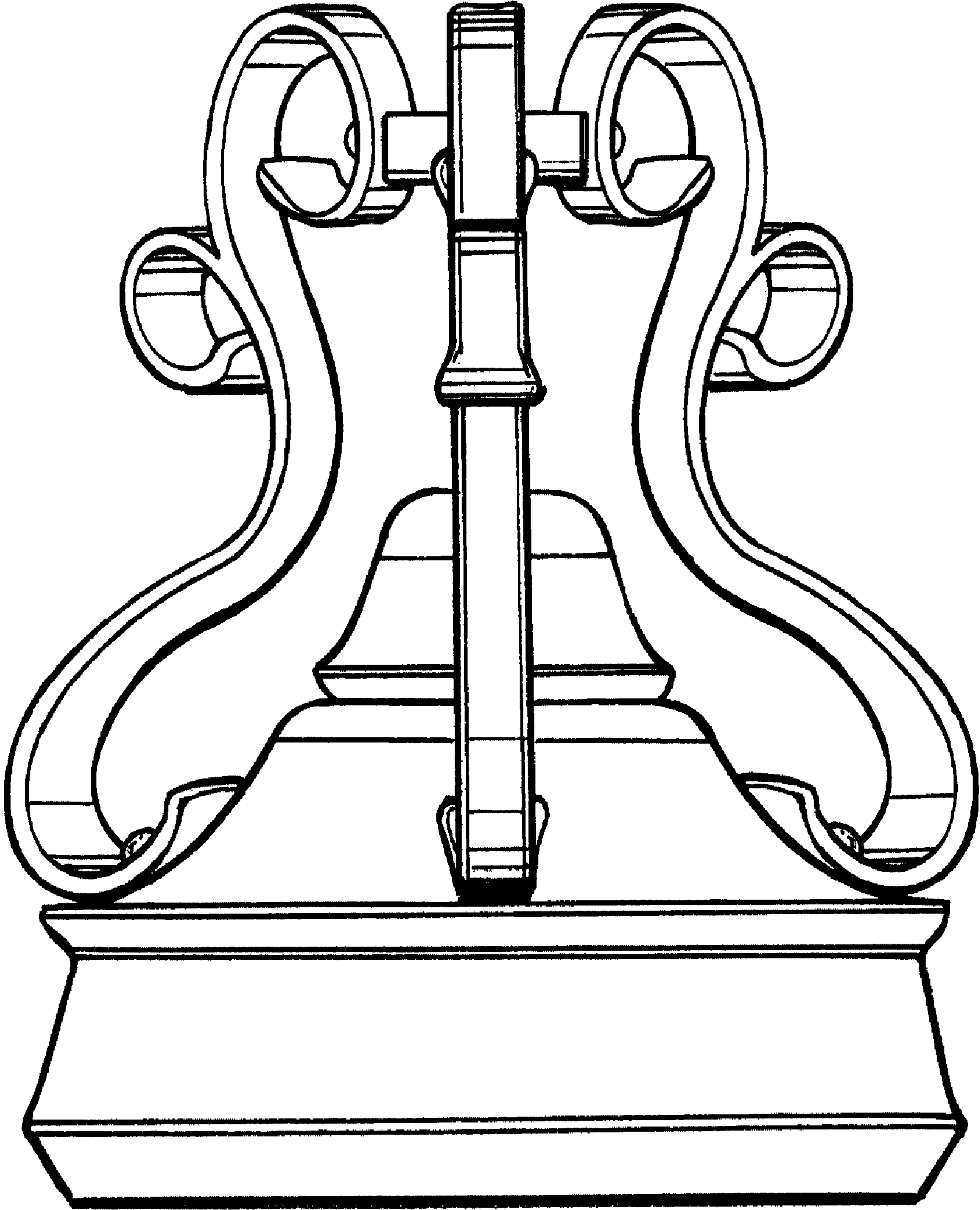


FIG. 4

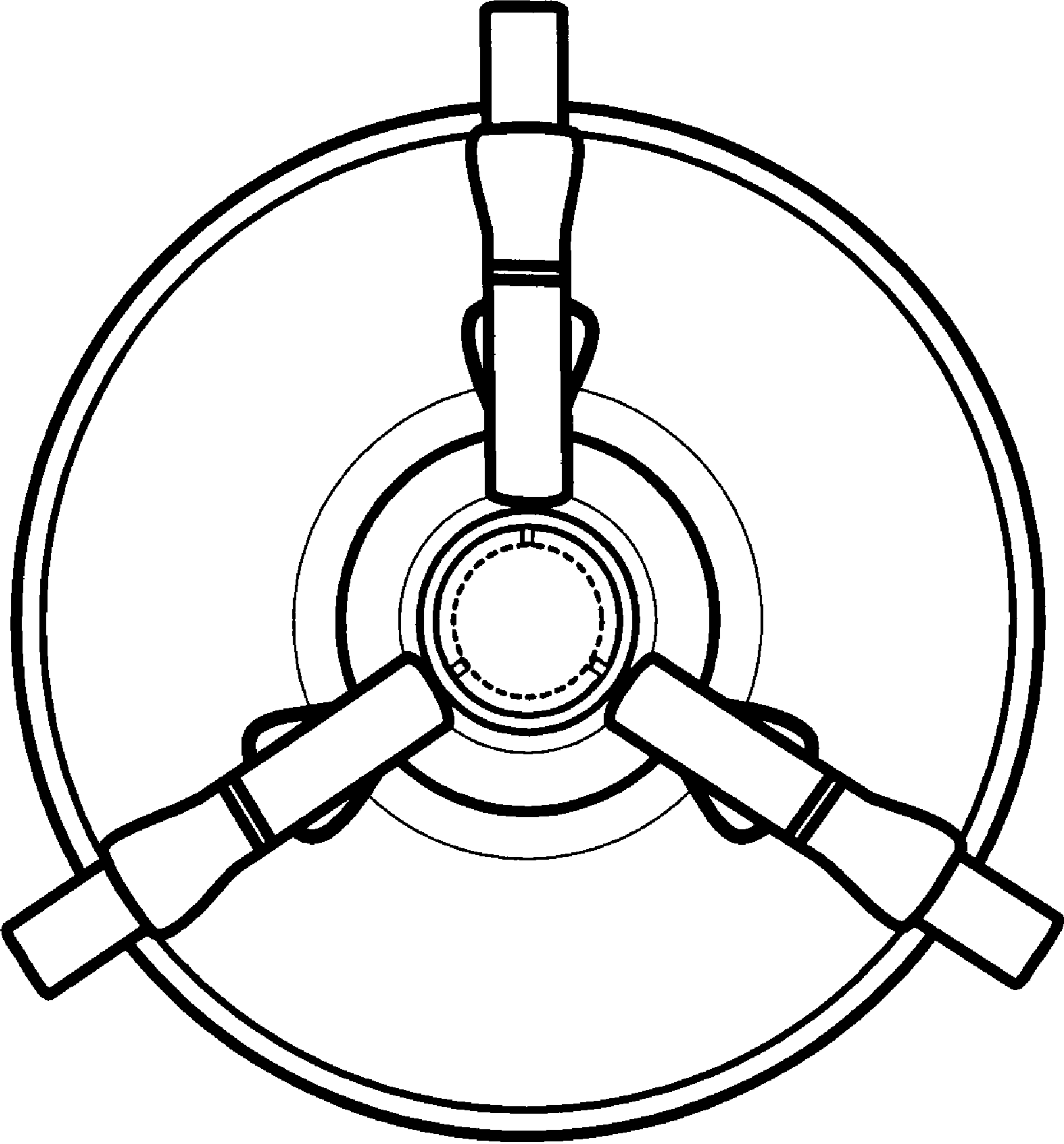


FIG. 5

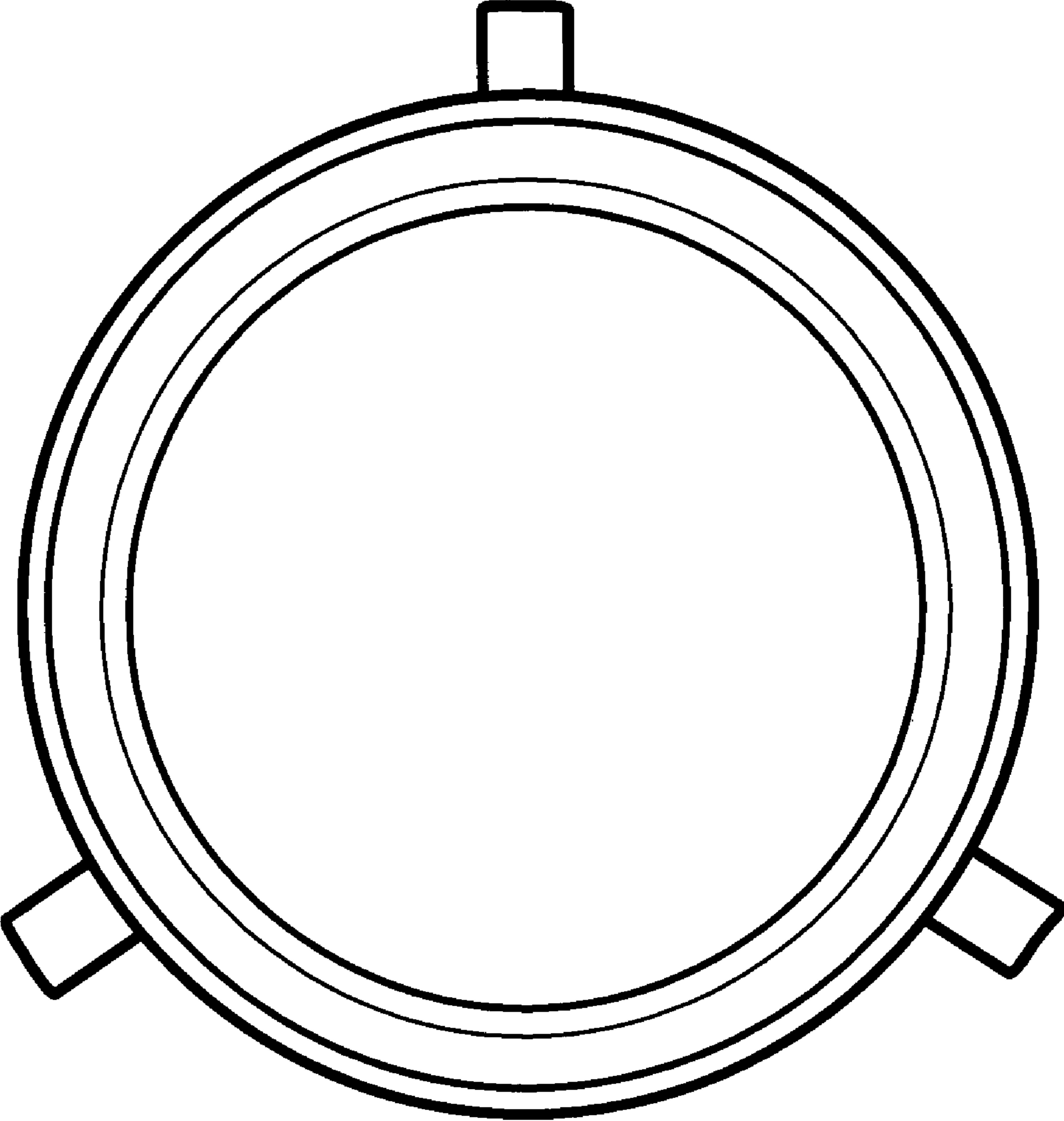


FIG. 6