



US00D594896S

(12) **United States Design Patent**  
**Peavey et al.**

(10) **Patent No.:** **US D594,896 S**

(45) **Date of Patent:** **\*\* Jun. 23, 2009**

(54) **GUITAR BODY**

(75) Inventors: **Hartley D Peavey**, Meridian, MS (US);  
**Daniel J Wolper**, Meridian, MS (US)

(73) Assignee: **Peavey Electronics Corporation**,  
Meridian, MS (US)

(\*\*) Term: **14 Years**

(21) Appl. No.: **29/280,597**

(22) Filed: **Jun. 1, 2007**

(51) **LOC (9) Cl.** ..... **17-03**

(52) **U.S. Cl.** ..... **D17/14**

(58) **Field of Classification Search** ..... D17/14,  
D17/18, 19, 20; 84/7, 11, 173, 267–269,  
84/290–293, 718, DIG. 24

See application file for complete search history.

(56) **References Cited**

**U.S. PATENT DOCUMENTS**

D87,721 S *	9/1932	Kmetko	.....	D17/17
D203,301 S *	12/1965	Frazier	.....	D17/14
D269,524 S *	6/1983	Burge	.....	D17/14
D278,541 S *	4/1985	Toth	.....	D17/14
D281,981 S *	12/1985	Peavey	.....	D17/20
D293,252 S *	12/1987	Powers	.....	D17/20
D311,413 S *	10/1990	Pakis	.....	D17/20
D318,060 S *	7/1991	Fisher	.....	D17/14
D329,865 S *	9/1992	Harriott	.....	D17/20

D461,489 S *	8/2002	Dituri et al.	.....	D17/14
D477,013 S *	7/2003	Rico	.....	D17/14
D486,175 S *	2/2004	Villalba	.....	D17/14
D533,212 S *	12/2006	Johnson	.....	D17/20

\* cited by examiner

*Primary Examiner*—Ian Simmons

*Assistant Examiner*—R. Johnson

(74) *Attorney, Agent, or Firm*—Matthew B. Dernier, Esq.;  
Gibson & Dernier LLP

(57) **CLAIM**

The ornamental design for a guitar body, as shown and described.

**DESCRIPTION**

FIG. 1 is a front perspective view of a guitar body showing our new design;

FIG. 2 is a front elevational view of the guitar body;

FIG. 3 is a rear elevational view of the guitar body;

FIG. 4 is a top plan view of the guitar body;

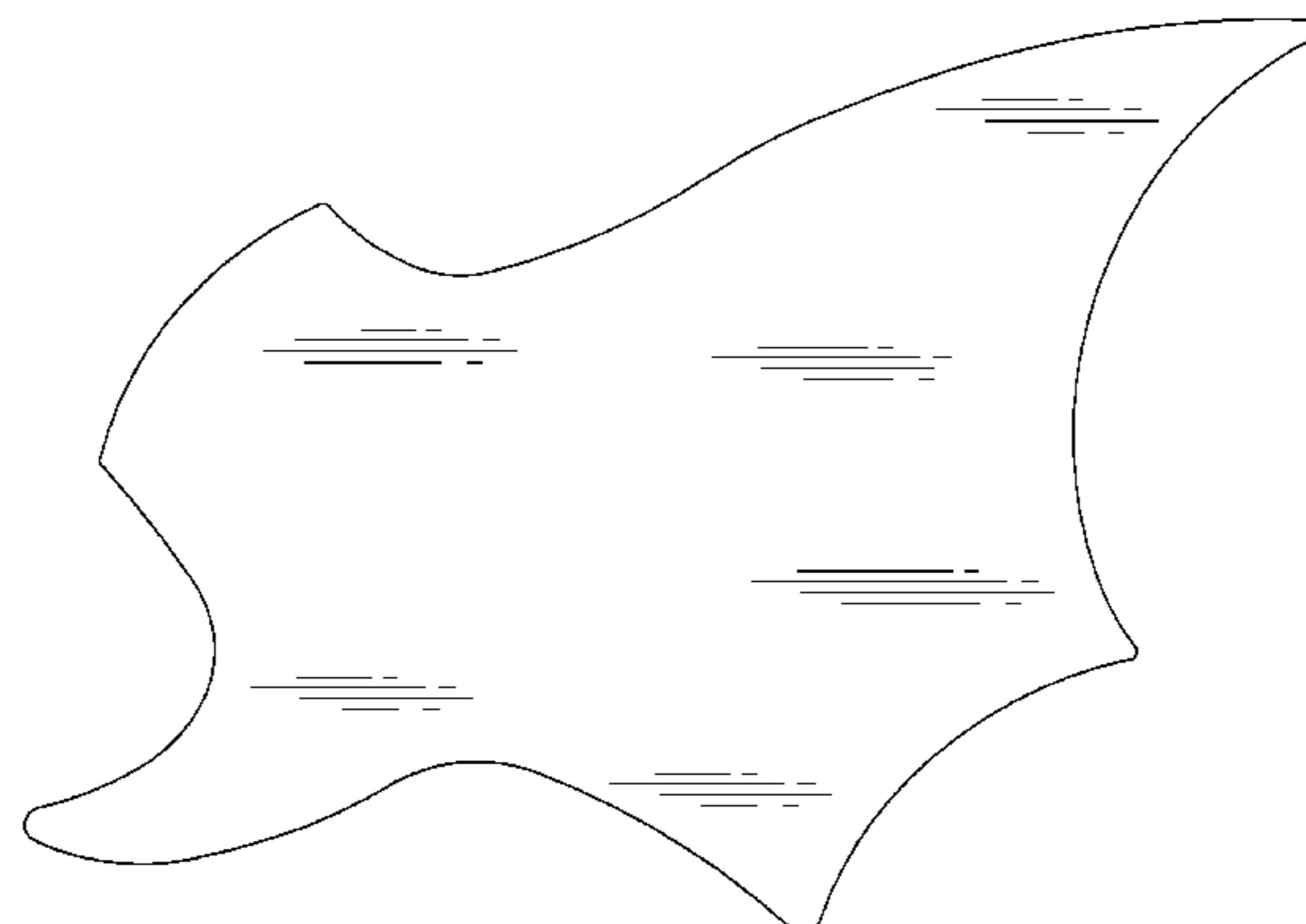
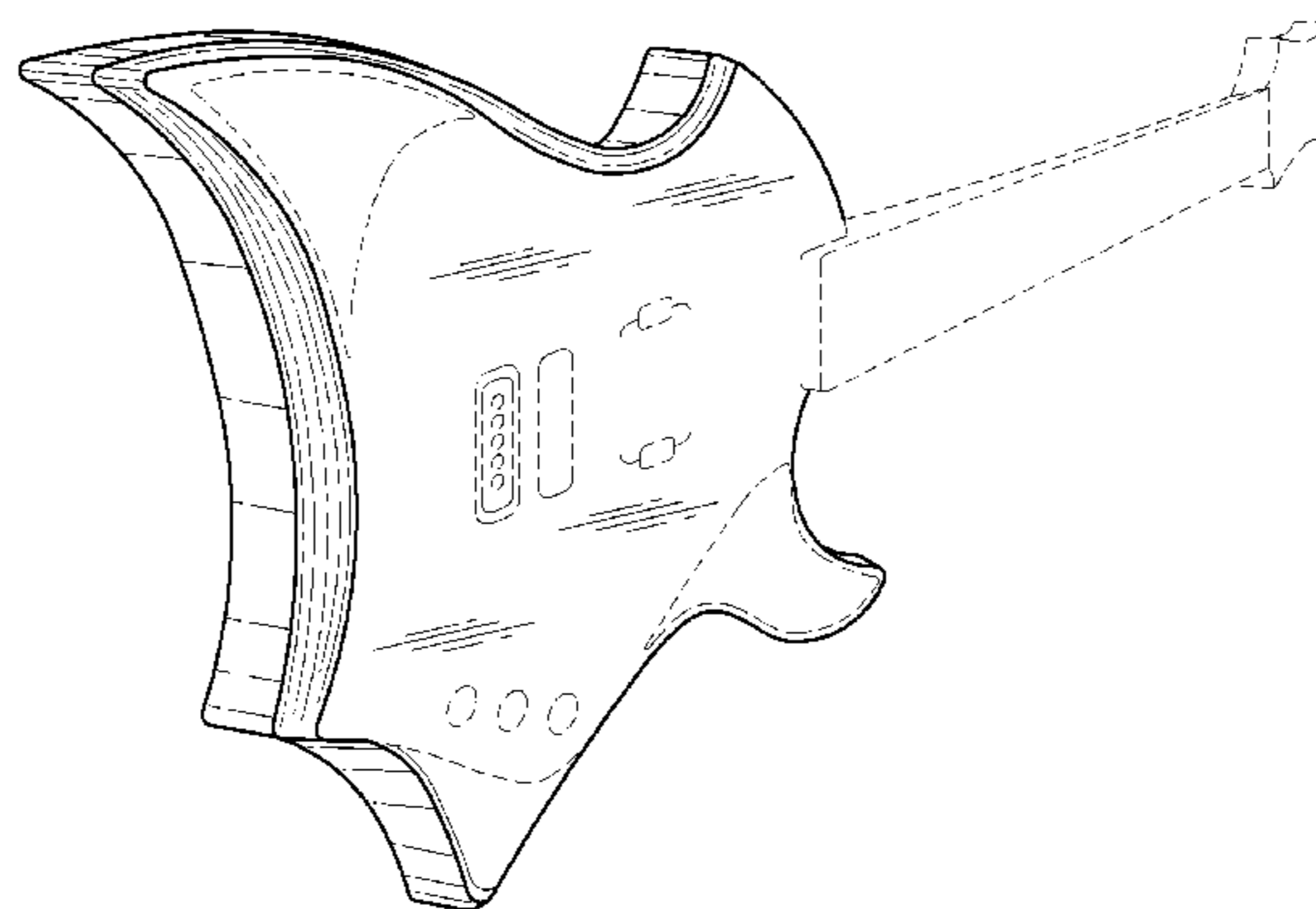
FIG. 5 is a bottom plan view of the guitar body;

FIG. 6 is a right side elevational view of the guitar body; and,

FIG. 7 is a left side elevational view of the guitar body.

The broken lines of the drawing are for illustrative purposes only and form no part of the claimed design.

**1 Claim, 5 Drawing Sheets**



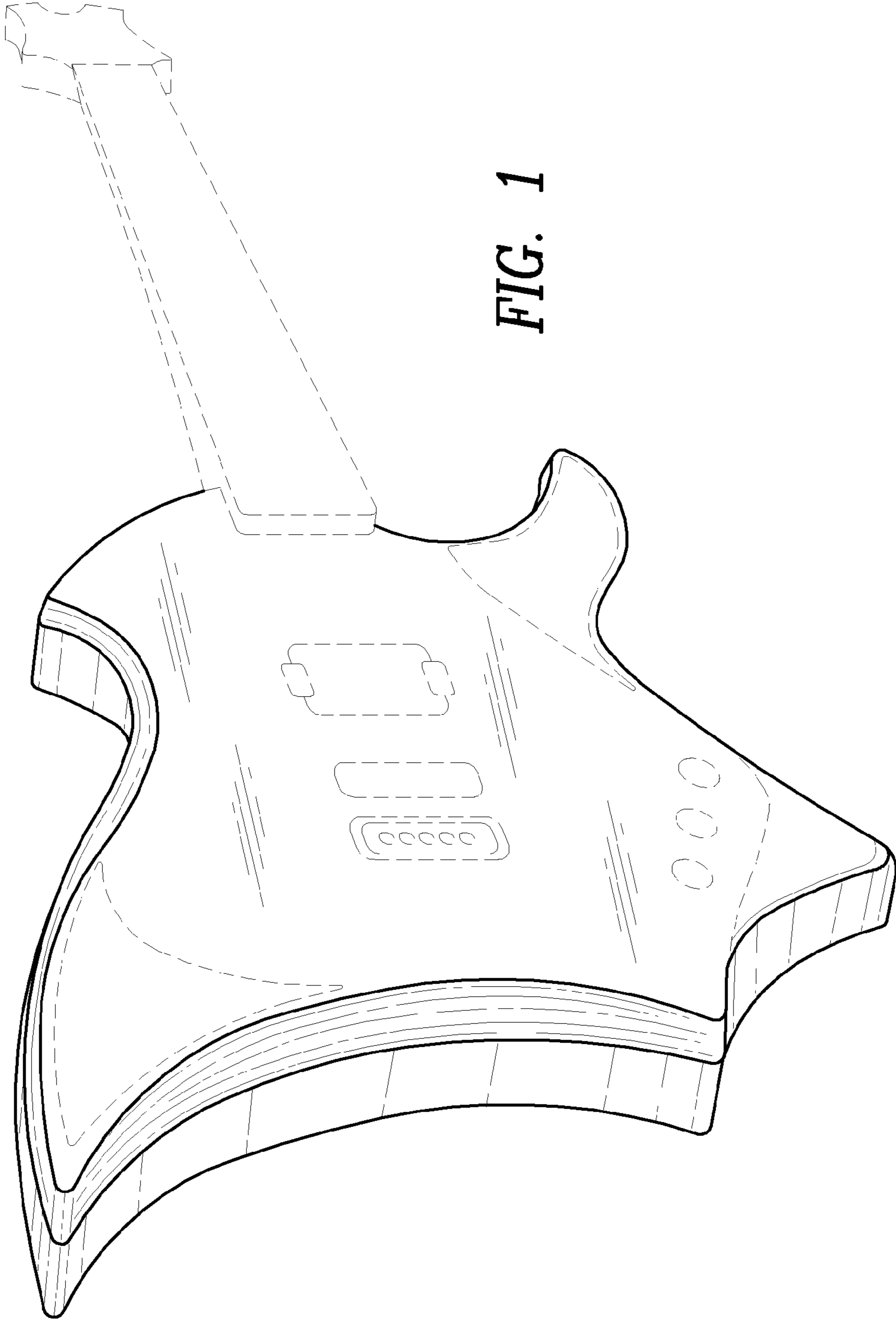


FIG. 1

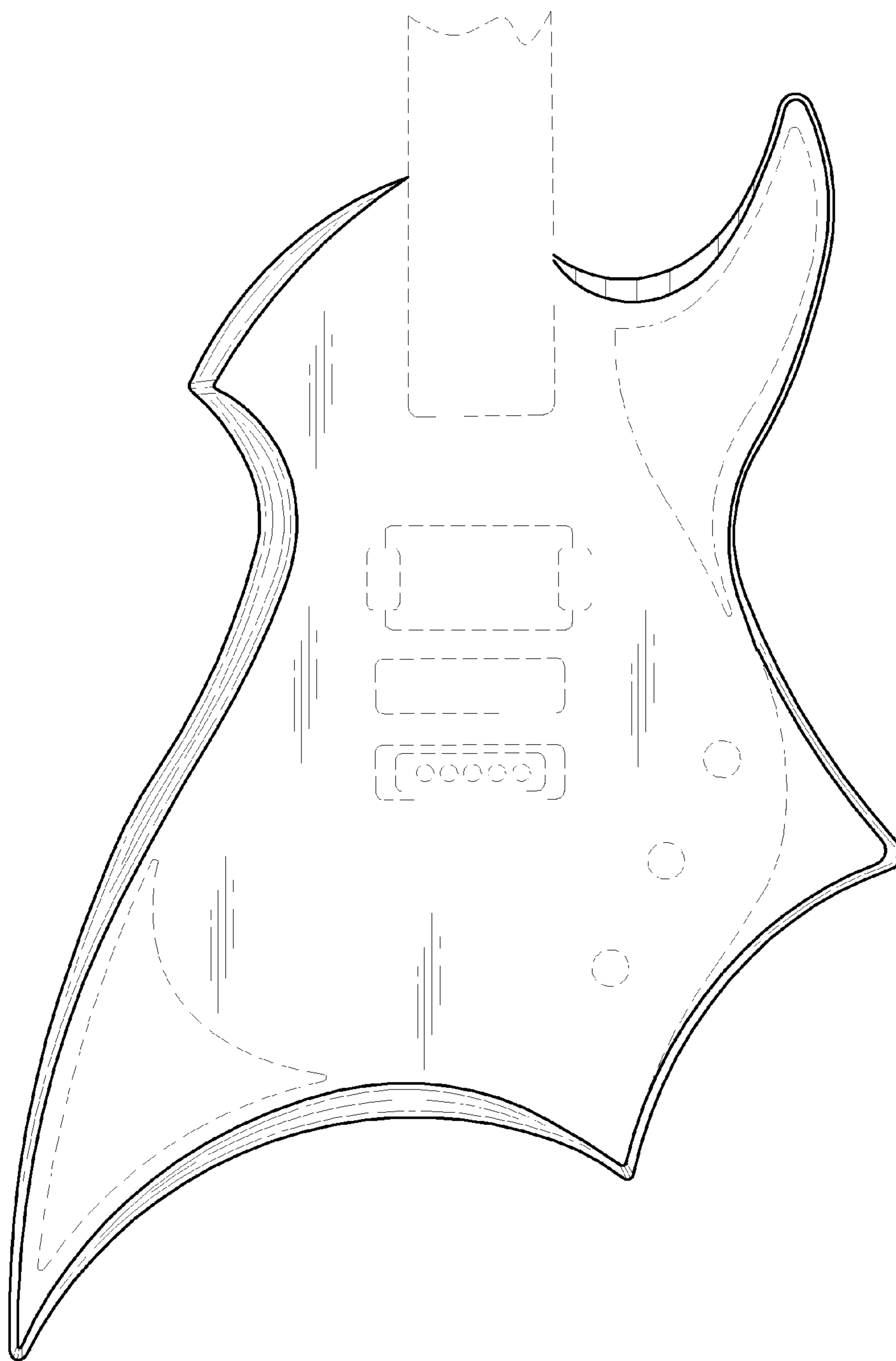
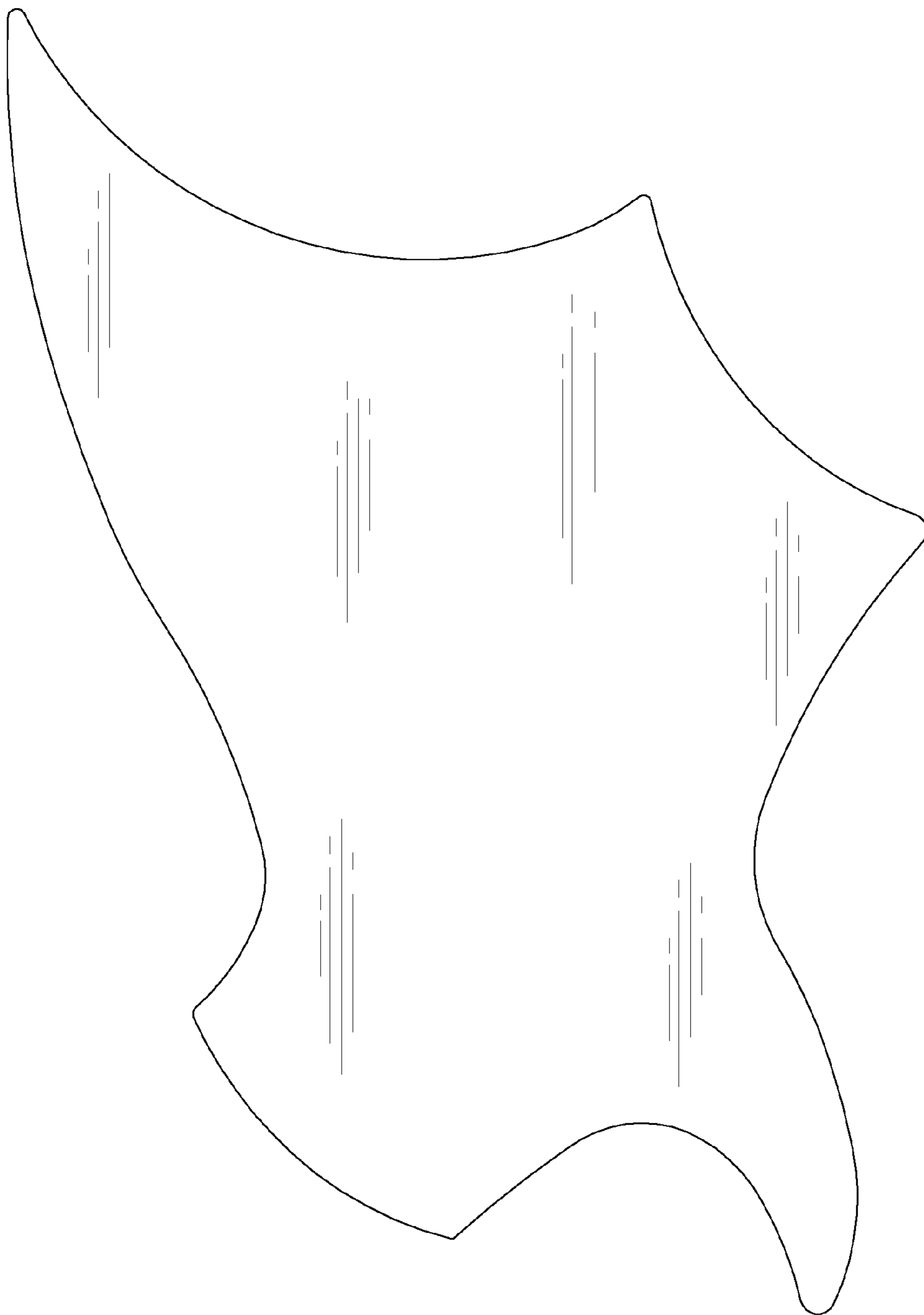
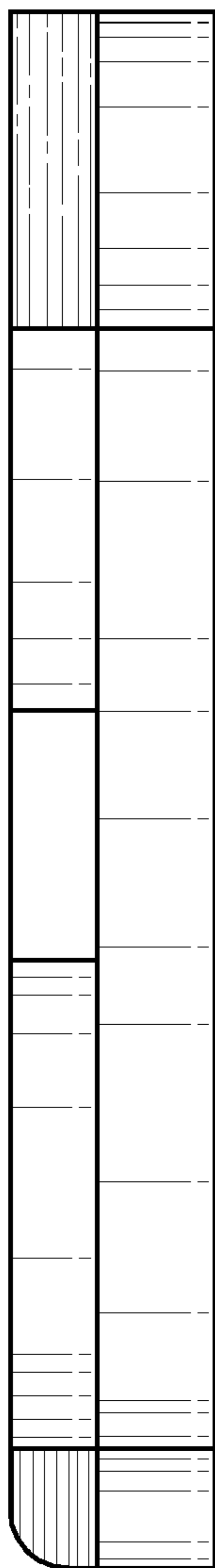


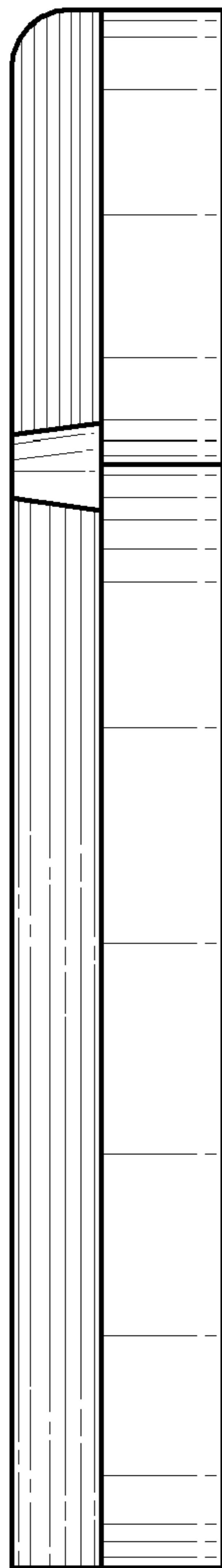
FIG. 2



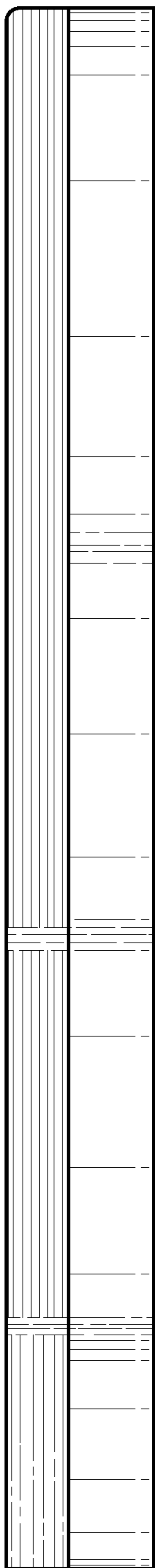
**FIG. 3**



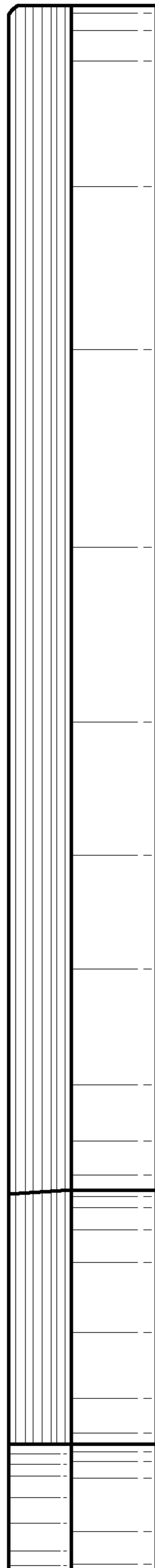
*FIG. 4*



*FIG. 5*



*FIG. 6*



*FIG. 7*