

US00D594873S

(12) **United States Design Patent**  
**Onodera**

(10) **Patent No.:** **US D594,873 S**  
(45) **Date of Patent:** **\*\* Jun. 23, 2009**

(54) **IMAGE FOR DISPLAY PANEL OR SCREEN**

(75) Inventor: **Yukiko Onodera**, Tokyo (JP)

(73) Assignee: **Sony Corporation**, Tokyo (JP)

(\*\*) Term: **14 Years**

(21) Appl. No.: **29/317,003**

(22) Filed: **Apr. 21, 2008**

**Related U.S. Application Data**

(62) Division of application No. 29/264,554, filed on Aug. 14, 2006, now Pat. No. Des. 576,175.

(51) **LOC (9) Cl.** ..... **32-00**

(52) **U.S. Cl.** ..... **D14/488**

(58) **Field of Classification Search** ..... D14/485–495;  
715/700–705, 716, 727, 730, 748, 750, 751,  
715/760–762, 764, 775–781, 786, 787, 808,  
715/809, 810, 832–846, 863–867, 973–977

See application file for complete search history.

(56) **References Cited**

**U.S. PATENT DOCUMENTS**

- 5,406,307 A 4/1995 Hirayama et al.
- 5,424,966 A 6/1995 Hirayama
- 5,508,600 A \* 4/1996 Myslinski et al. .... 340/636.1
- D386,477 S \* 11/1997 Thomas ..... D14/491
- D388,419 S \* 12/1997 Polson et al. .... D14/491
- D392,269 S \* 3/1998 Mason et al. .... D14/491
- 5,809,449 A \* 9/1998 Harper ..... 702/63
- D403,674 S \* 1/1999 Arora et al. .... D14/490
- D405,775 S \* 2/1999 Newton et al. .... D14/491
- D408,389 S \* 4/1999 Newton et al. .... D14/488
- 6,005,562 A 12/1999 Shiga et al.
- 6,023,280 A \* 2/2000 Becker et al. .... 715/708
- 6,100,878 A 8/2000 Hirayama
- 6,147,714 A 11/2000 Terasawa et al.
- D437,859 S \* 2/2001 Alvarez et al. .... D14/489
- D454,574 S \* 3/2002 Wasko et al. .... D14/487
- 6,535,907 B1 3/2003 Hachiya et al.
- D474,479 S 5/2003 Tambata
- D474,780 S 5/2003 Tambata

- D506,208 S \* 6/2005 Jewitt et al. .... D14/487
- D522,526 S \* 6/2006 Fong ..... D14/487
- D523,442 S 6/2006 Hiramatsu
- D525,981 S \* 8/2006 Hally et al. .... D14/485
- D539,809 S \* 4/2007 Totten et al. .... D14/487
- D540,342 S \* 4/2007 Cummins et al. .... D14/487
- D541,810 S \* 5/2007 Cummins et al. .... D14/487
- D547,322 S \* 7/2007 Ivanov ..... D14/489

(Continued)

**FOREIGN PATENT DOCUMENTS**

JP 2004-356774 12/2004

*Primary Examiner*—Cathron C Brooks

*Assistant Examiner*—Deanna Fluegeman

(74) *Attorney, Agent, or Firm*—Oblon, Spivak, McClelland, Maier & Neustadt, P.C.

(57) **CLAIM**

The ornamental design for an image for display panel or screen, as shown and described.

**DESCRIPTION**

FIG. 1 is a front elevational view of an image for display panel or screen;

FIG. 2 is an enlarged front elevational view of a bottom right portion of the image for display panel or screen shown within a phantom-lined box labeled IX in FIG. 1;

FIG. 3 is an enlarged front elevational view of an additional embodiment of the bottom right portion of the image for display panel or screen depicted in FIG. 2; and,

FIG. 4 is an enlarged front elevational view of a further embodiment of the bottom right portion of the image for display panel or screen depicted in FIG. 2.

The phantom lines and broken lines shown in the figures are shown for illustrative purposes only and form no part of the claimed design.

**1 Claim, 4 Drawing Sheets**



# US D594,873 S

Page 2

---

## U.S. PATENT DOCUMENTS

D550,233 S *	9/2007	Vigesaa .....	D14/487	D563,971 S *	3/2008	Cummins et al. ....	D14/487
D551,676 S *	9/2007	Cummins et al. ....	D14/486	D563,980 S *	3/2008	Viegers et al. ....	D14/489
D557,703 S *	12/2007	Viegers et al. ....	D14/489	2002/0015063 A1 *	2/2002	Kopitzke et al. ....	345/810
D558,221 S *	12/2007	Nagata et al. ....	D14/488	2005/0210410 A1	9/2005	Ohwa et al.	
D561,193 S *	2/2008	O'Mullan et al. ....	D14/489	2005/0248525 A1	11/2005	Asai	

\* cited by examiner

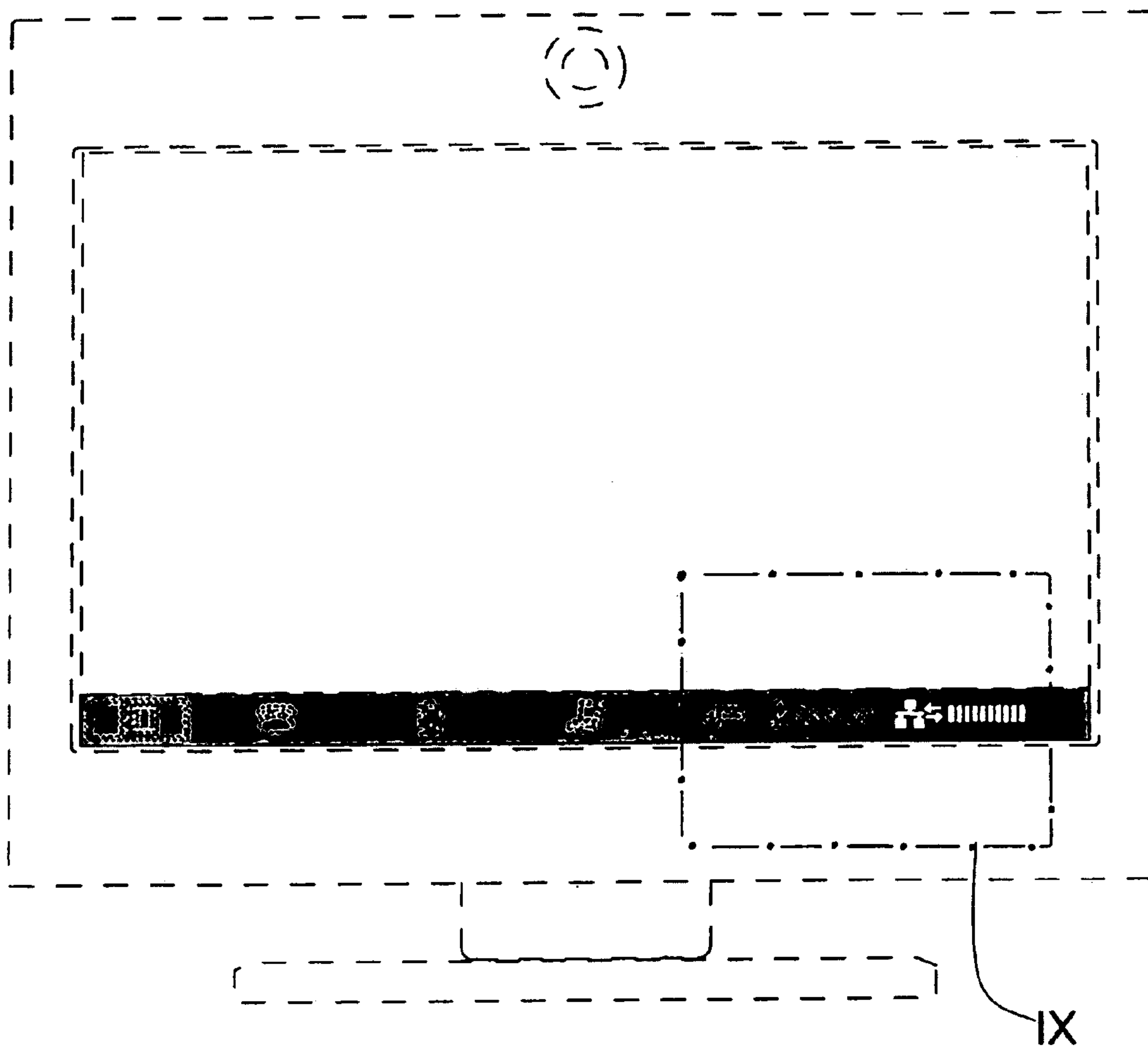


Fig. 1

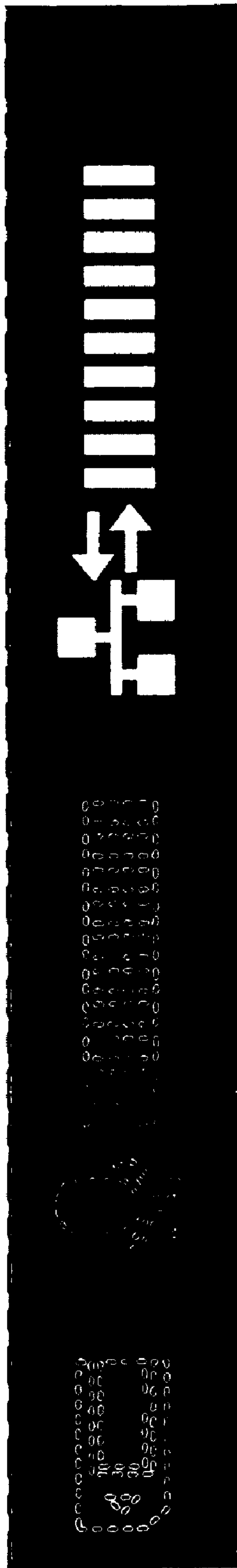


Fig. 2



Fig. 3




Fig. 4