



US00D594872S

(12) **United States Design Patent**
Akimoto

(10) **Patent No.:** **US D594,872 S**
(45) **Date of Patent:** **** Jun. 23, 2009**

(54) **PORTION OF A DISPLAY PANEL WITH A TRANSITIONAL COMPUTER ICON**

(75) Inventor: **Saori Akimoto**, Tokyo-to (JP)

(73) Assignee: **Brother Industries, Ltd.**, Nagoya (JP)

(**) Term: **14 Years**

(21) Appl. No.: **29/290,491**

(22) Filed: **Dec. 11, 2007**

(30) **Foreign Application Priority Data**

Jun. 22, 2007 (JP) 2007-016742

(51) **LOC (9) Cl.** **32-00**

(52) **U.S. Cl.** **D14/485**

(58) **Field of Classification Search** D14/485,
D14/486, 487, 488, 489, 490, 491, 492, 493,
D14/494, 495, 455; 715/867, 962, 963, 975,
715/976, 977, 831, 835, 837, 838, 839, 840,
715/841, 842, 843, 845, 846, 847, 848, 860,
715/861, 864, 803, 804, 808, 809, 812, 815,
715/817, 818, 819, 820, 821, 822, 823, 825,
715/828, 829, 763, 764, 768, 779, 780, 781,
715/782, 783, 784, 788, 791, 792, 793, 794,
715/797, 222, 227, 235, 246, 700, 703, 706,
715/709, 716, 719, 720; 715/721, 723, 727,
715/728, 730, 739; 345/902, 949, 955, 960

See application file for complete search history.

(56) **References Cited**

U.S. PATENT DOCUMENTS

4,663,615 A * 5/1987 Hernandez et al. 715/785
5,717,945 A * 2/1998 Tamura 715/235
5,818,449 A * 10/1998 Myers 715/803
5,874,952 A * 2/1999 Morgan 715/835
6,434,224 B1 * 8/2002 Nagashima et al. 379/93.23
6,661,467 B1 * 12/2003 Van Der Meer et al. 348/564
D527,011 S * 8/2006 Bixler D14/486

7,155,729 B1 * 12/2006 Andrew et al. 719/318
2004/0012639 A1 * 1/2004 Arend et al. 345/810
2005/0071781 A1 * 3/2005 Atkins 715/838
2006/0064635 A1 * 3/2006 Reid et al. 715/517
2007/0089069 A1 * 4/2007 Hsieh et al. 715/810
2007/0226643 A1 * 9/2007 Pagan 715/780

FOREIGN PATENT DOCUMENTS

EM 000838909-0001 * 12/2007

* cited by examiner

Primary Examiner—Jennifer Rivard

Assistant Examiner—Angela J Lee

(74) *Attorney, Agent, or Firm*—Oliff & Berridge, PLC

(57) **CLAIM**

The ornamental design for a portion of a display panel with computer icons, as shown and described.

DESCRIPTION

FIG. 1 is a front view of a portion of a display panel with a transitional computer icon showing a first image in the sequence;

FIG. 2 is a front view of the first image thereof, but shown with typeface shown in broken lines;

FIG. 3 is a front view of a second image thereof; and,

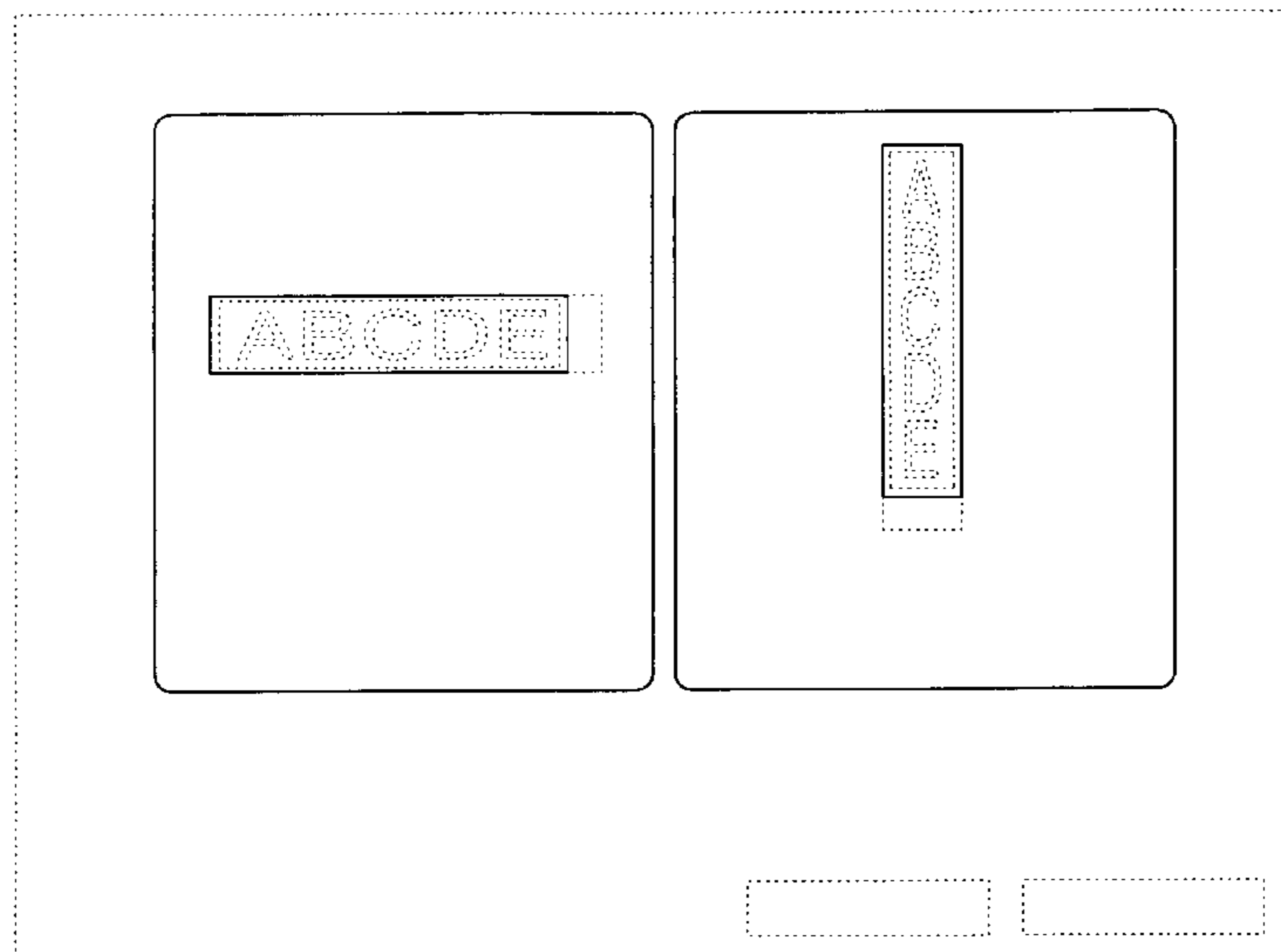
FIG. 4 is a front view of a third image thereof.

The broken lines showing a portion of a display panel depict environmental subject matter only and form no part of the claimed design.

The typeface and portions of the computer icon shown in broken lines form no part of the claimed design.

The appearance of the transitional image transitions between the images shown in FIGS. 2–4. No ornamental aspects are associated with the process or period in which one image transitions to another image.

1 Claim, 4 Drawing Sheets



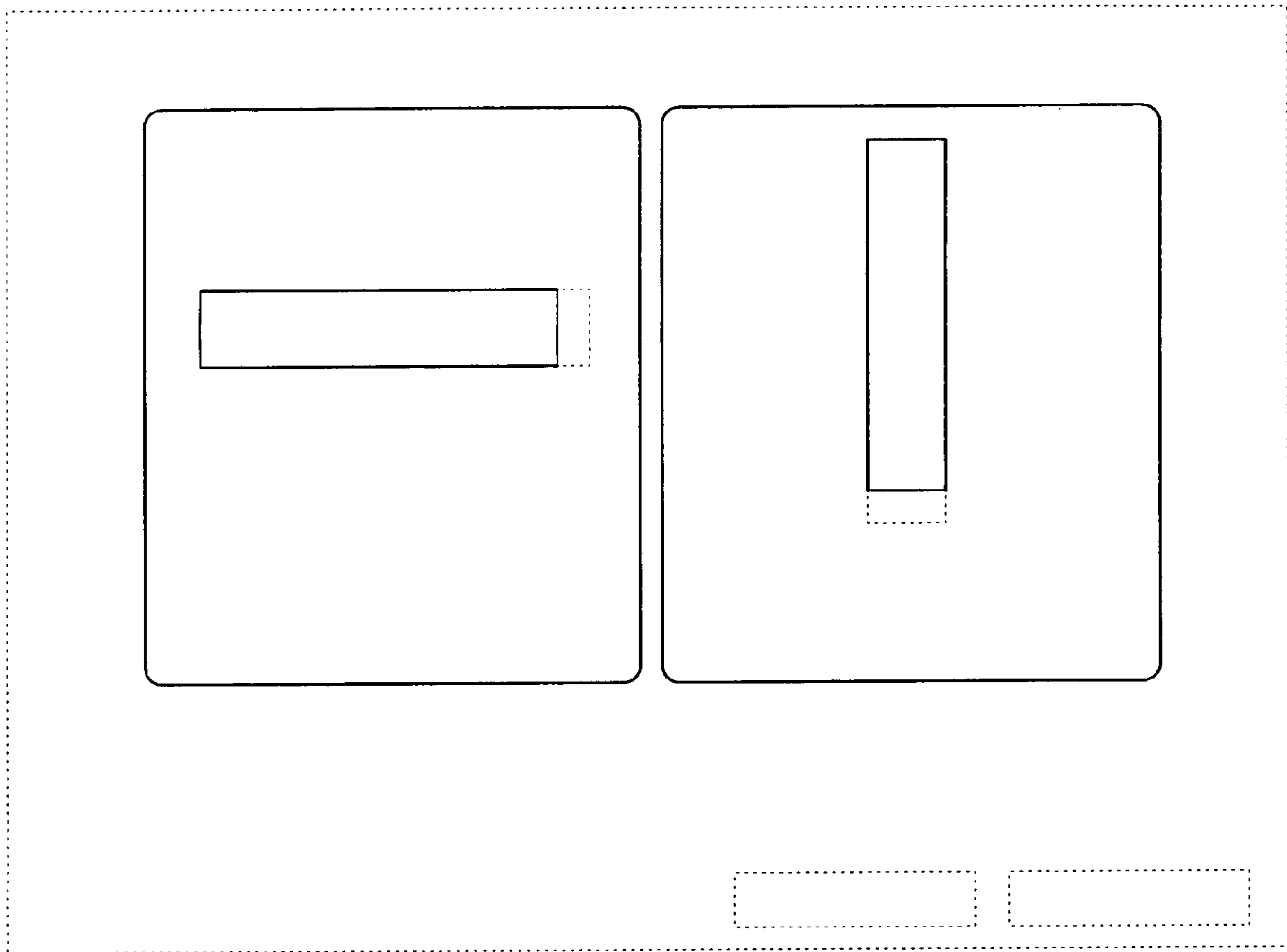


FIG. 1

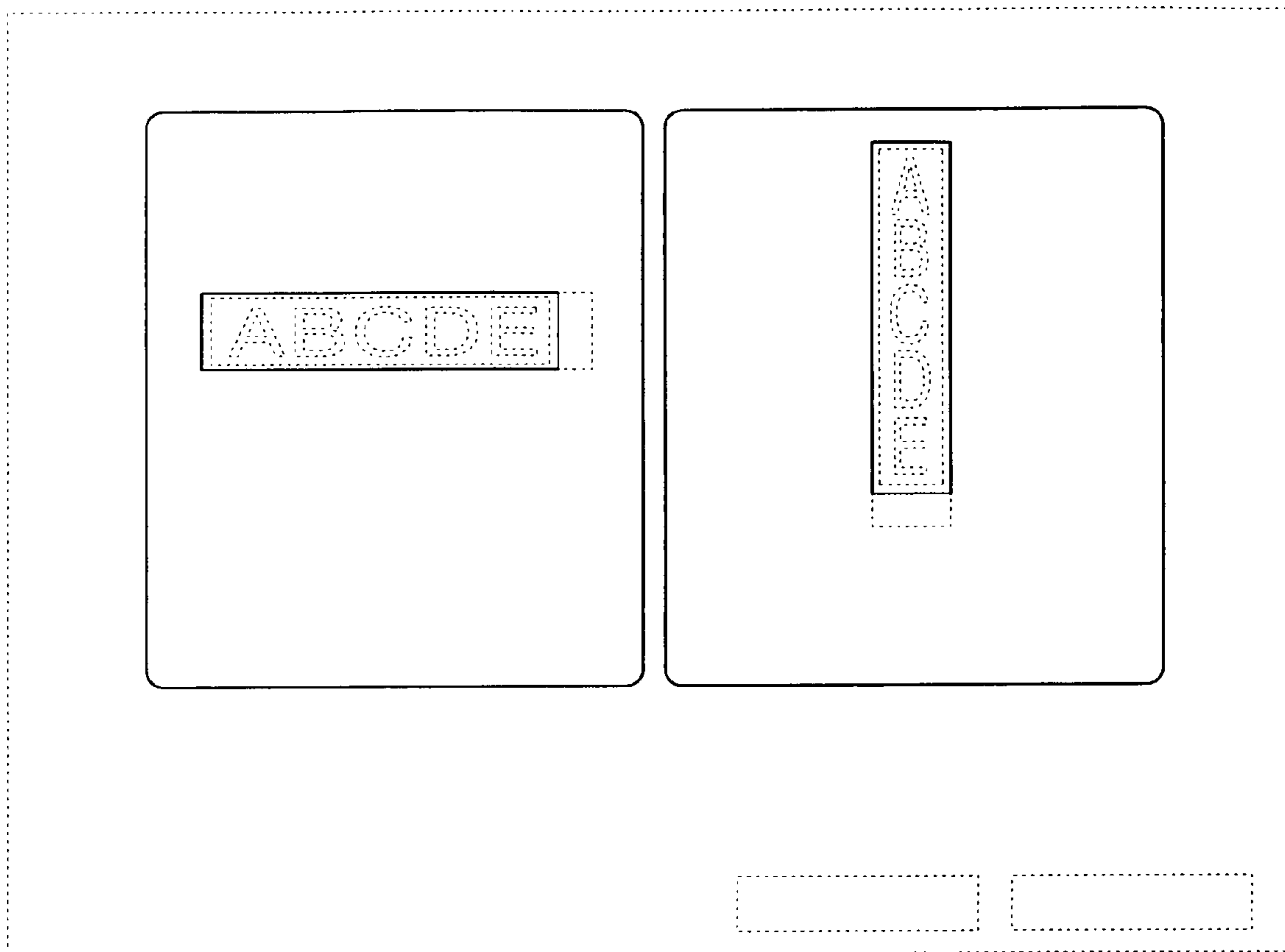


FIG. 2




FIG. 3




FIG. 4