



US00D594860S

(12) **United States Design Patent**
Iseki

(10) **Patent No.:** **US D594,860 S**
(45) **Date of Patent:** **** *Jun. 23, 2009**

(54) **COMPUTER**

(75) Inventor: **Daisuke Iseki**, Tokyo (JP)

(73) Assignee: **Sony Corporation**, Tokyo (JP)

(*) Notice: This patent is subject to a terminal disclaimer.

(**) Term: **14 Years**

(21) Appl. No.: **29/263,797**

(22) Filed: **Jul. 31, 2006**

(30) **Foreign Application Priority Data**

Mar. 8, 2006 (JP) 2006-005739

(51) **LOC (9) Cl.** **14-02**

(52) **U.S. Cl.** **D14/315**

(58) **Field of Classification Search** D14/315-327;
D18/1, 7; 235/145 A, 145 R; 345/104, 156,
345/168; 361/680-686

See application file for complete search history.

(56) **References Cited**

U.S. PATENT DOCUMENTS

D395,868 S *	7/1998	Iino	D14/326
6,067,224 A *	5/2000	Nobuchi	361/683
D452,238 S *	12/2001	Sugano et al.	D14/322
D463,797 S *	10/2002	Andre et al.	D14/327
D476,326 S *	6/2003	Tanimura	D14/318
D491,177 S *	6/2004	Andre et al.	D14/318
D494,162 S *	8/2004	Kondo	D14/318
D513,509 S *	1/2006	Kawa	D14/318

D516,552 S *	3/2006	Iseki	D14/318
D523,429 S *	6/2006	Lin	D14/318
2005/0018396 A1 *	1/2005	Nakajima et al.	361/683
2005/0041378 A1 *	2/2005	Hamada et al.	361/680

OTHER PUBLICATIONS

Patent Office Prior Art No. HA16006388, "Weekly Magazine ASCII", vol. 490, p. 141, Japan (May 25, 2004).
Office Action mailed on Oct. 3, 2006 (Japan).

* cited by examiner

Primary Examiner—Freda S Nunn

(74) *Attorney, Agent, or Firm*—Rader, Fishman & Grauer, PLLC

(57) **CLAIM**

The ornamental design for a computer, as shown and described.

DESCRIPTION

FIG. 1 is a perspective view of a computer showing my new design;

FIG. 2 is a front elevational view thereof;

FIG. 3 is a rear elevational view thereof;

FIG. 4 is a left side elevational view thereof;

FIG. 5 is a right side elevational view thereof;

FIG. 6 is a top plan view thereof; and,

FIG. 7 is a front elevational view thereof, wherein only a display portion of the computer is shown.

Broken lines shown in the drawings illustrate portions of the computer, and form no part of the claimed design.

1 Claim, 7 Drawing Sheets


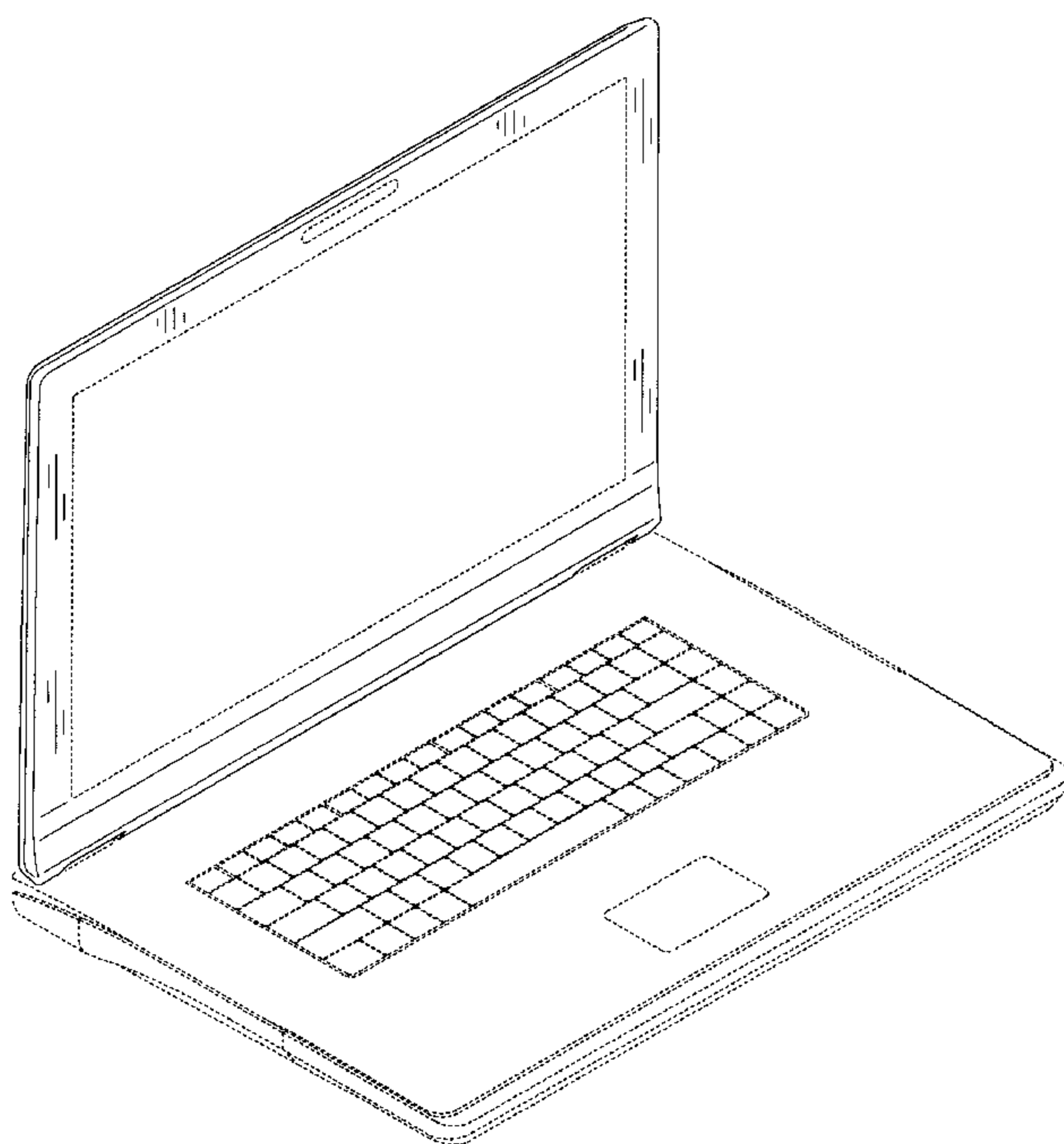


Fig. 1

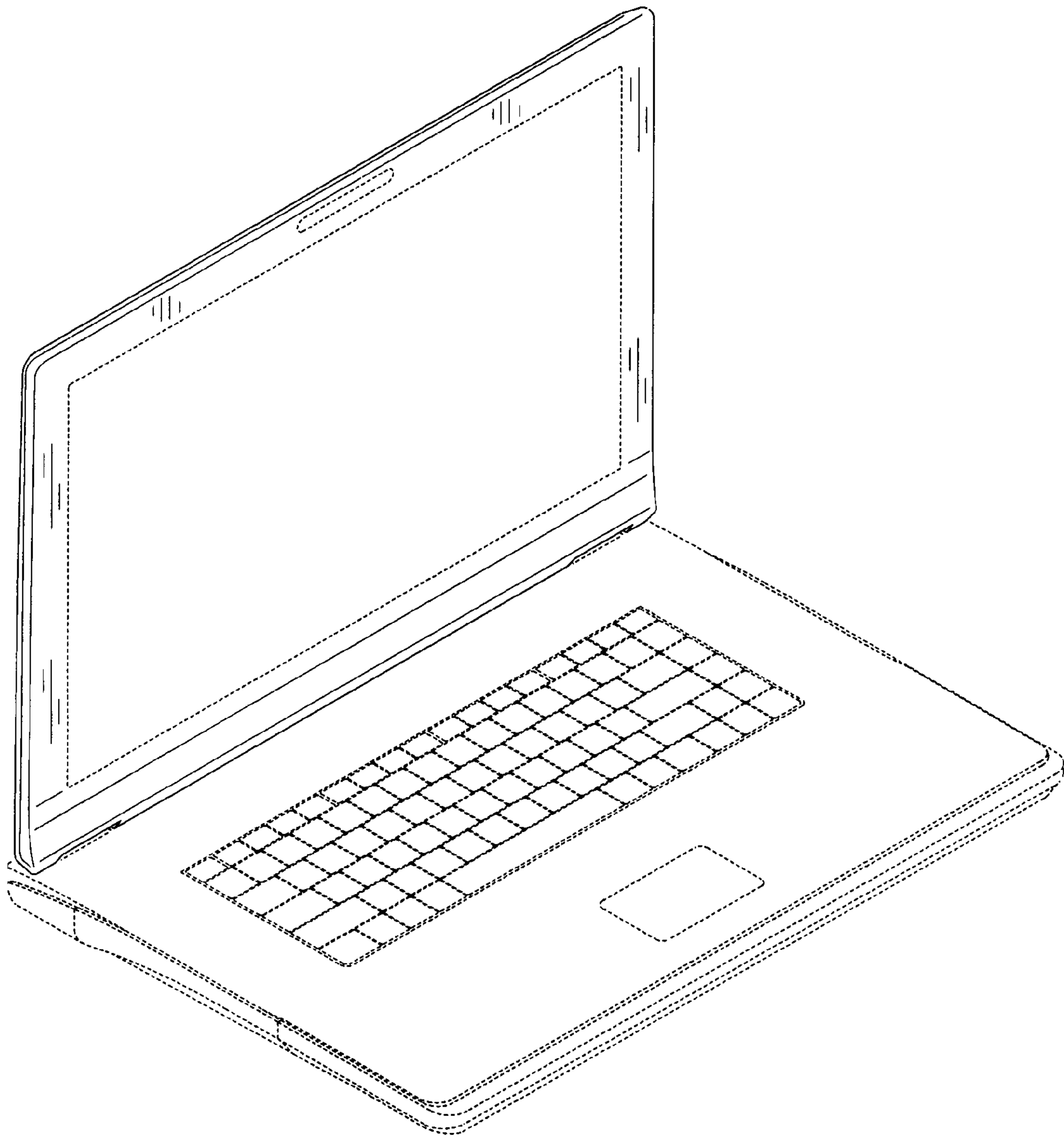


Fig.2




Fig.3

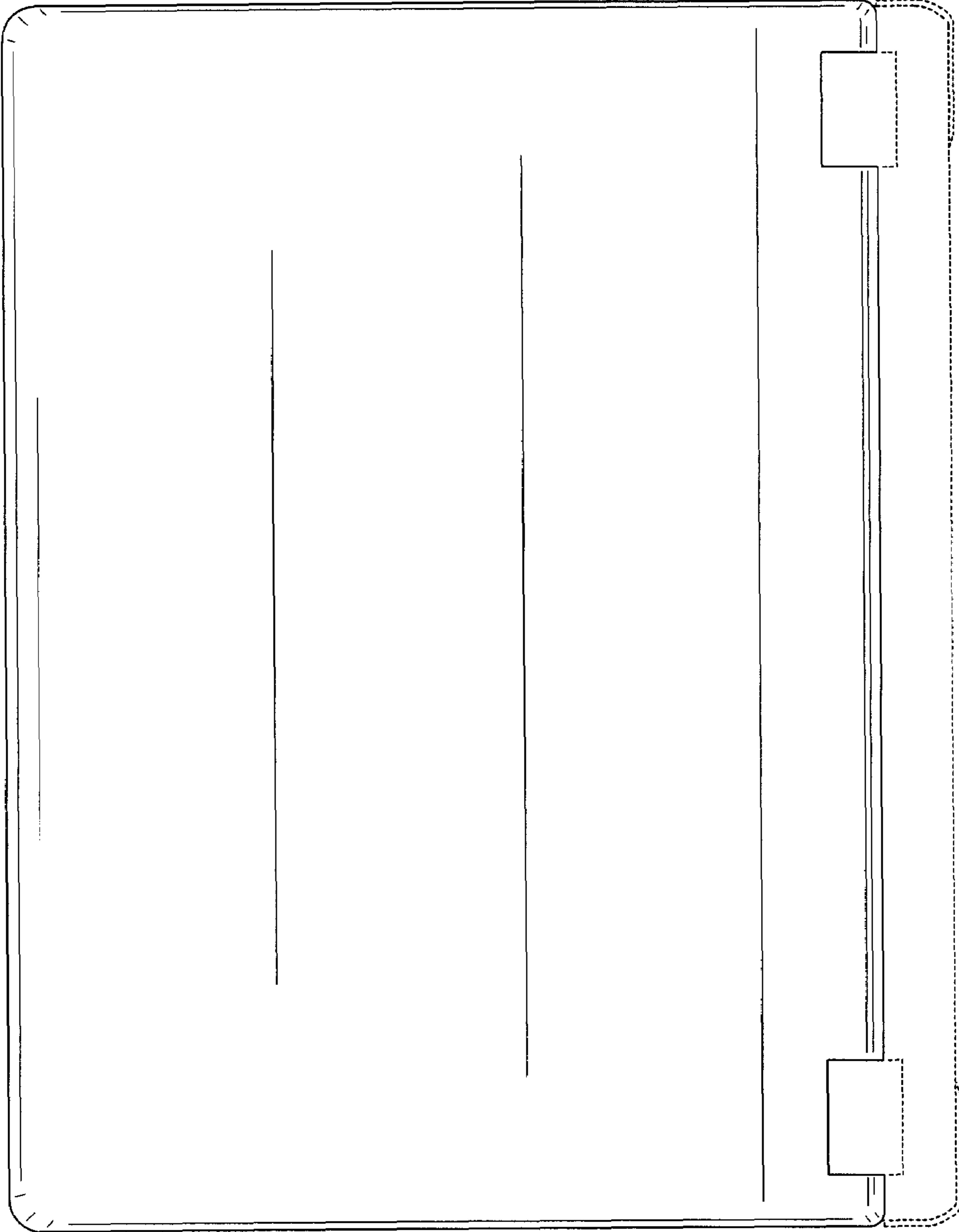



Fig.4






Fig.5

Fig.6

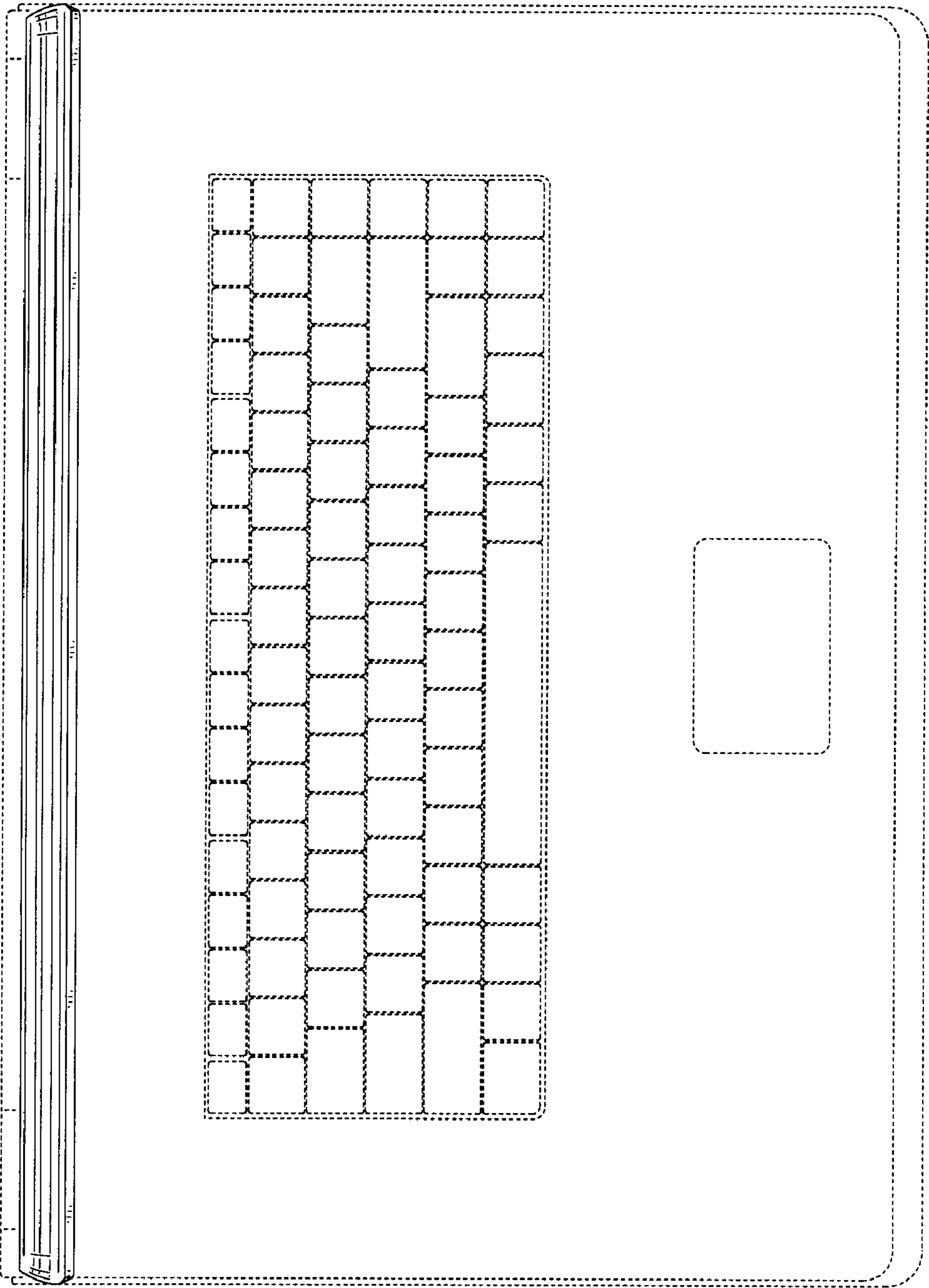


Fig. 7

