



US00D594852S

(12) **United States Design Patent**
Klein et al.

(10) **Patent No.:** **US D594,852 S**
(45) **Date of Patent:** **** Jun. 23, 2009**

(54) **REMOTE CONTROLLER**

(75) Inventors: **Sandro David Klein**, Cypress, CA (US);
Eskild Timme Hansen, Copenhagen OE
(DK)

(73) Assignee: **Cisco Technology, Inc.**, Suwon-si (KR)

(**) Term: **14 Years**

(21) Appl. No.: **29/325,405**

(22) Filed: **Sep. 30, 2008**

(51) **LOC (9) Cl.** **14-03**

(52) **U.S. Cl.** **D14/218**

(58) **Field of Classification Search** D14/218,
D14/455, 138; D13/168; D21/566; D10/104,
D10/106; 345/169; 348/14.05, 114, 211.99,
348/734; 340/825.24, 825.69; 341/22; 455/92,
455/95, 128, 151.1–151.4, 352, 355, FOR. 121;
700/65

See application file for complete search history.

(56) **References Cited**

U.S. PATENT DOCUMENTS

D246,975 S * 1/1978 Hampf D14/191
D301,037 S * 5/1989 Matsuda D14/218
D310,219 S * 8/1990 Carlile D14/159
D357,018 S * 4/1995 Takami D14/218

D521,986 S * 5/2006 Depay et al. D14/218
D531,993 S * 11/2006 Choi et al. D14/218
D534,900 S * 1/2007 Weitgasser et al. D14/218
D549,667 S * 8/2007 Huang D13/168
D565,555 S * 4/2008 Goto D14/218
D582,878 S * 12/2008 Kimura D14/138 AD

* cited by examiner

Primary Examiner—T. Chase Nelson

Assistant Examiner—John Windmuller

(74) *Attorney, Agent, or Firm*—Haynes and Boone, LLP.

(57) **CLAIM**

The ornamental design for a remote controller, as shown and described.

DESCRIPTION

FIG. 1 is a perspective view showing our new remote controller design;

FIG. 2 is a top view thereof;

FIG. 3 is a side view thereof;

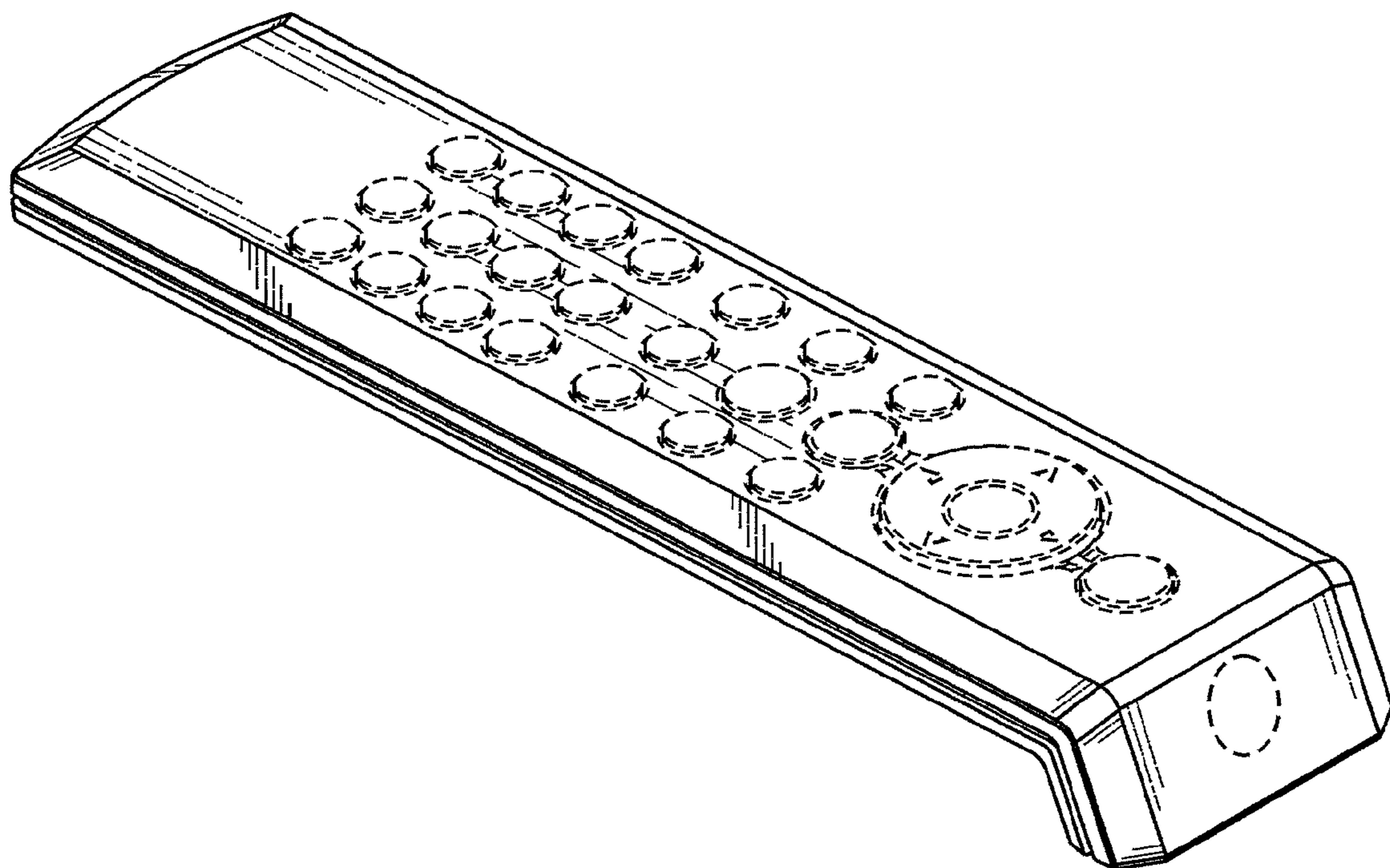
FIG. 4 is a back view thereof;

FIG. 5 is a front view thereof; and,

FIG. 6 is a back view thereof.

In the drawings, the broken lines depict environmental subject matter only and form no part of the claimed design.

1 Claim, 3 Drawing Sheets



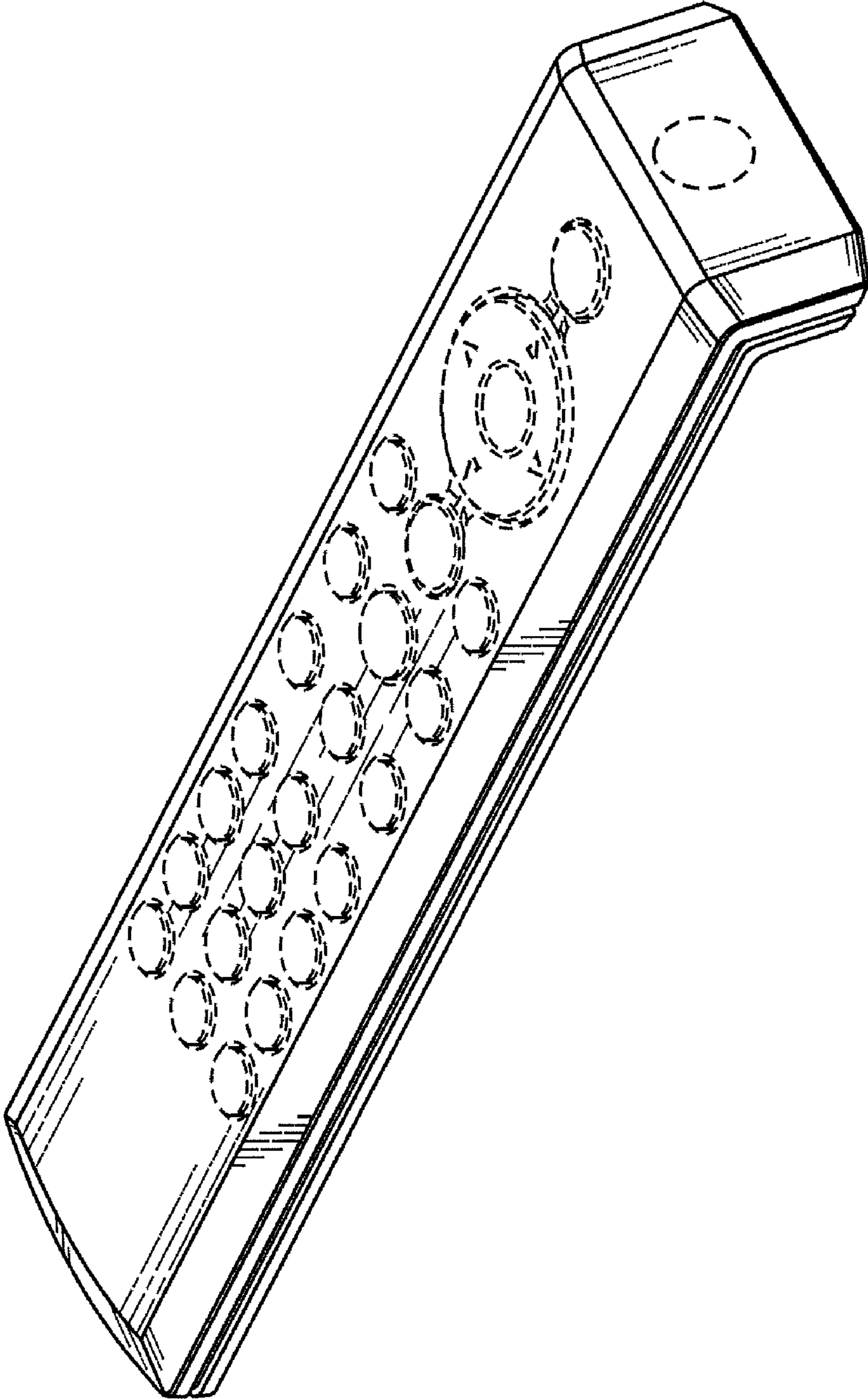


FIG. 1

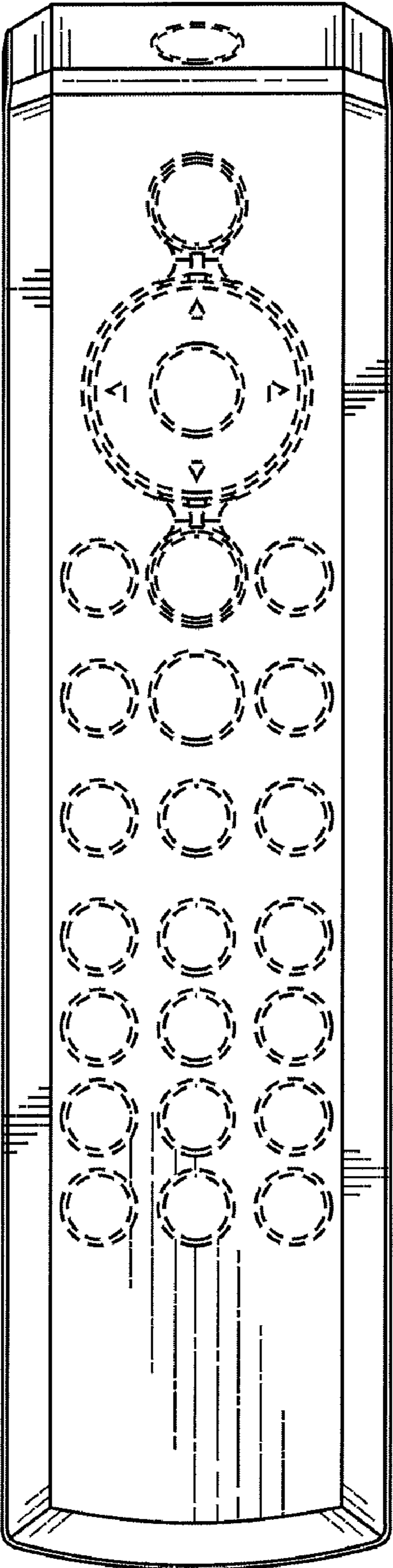


FIG. 2

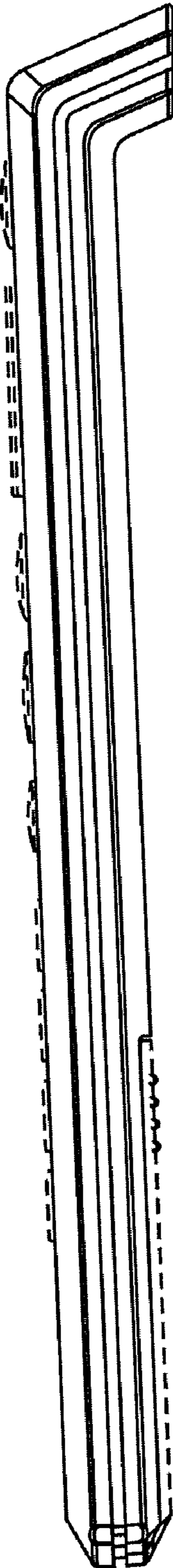


FIG. 3




FIG. 4

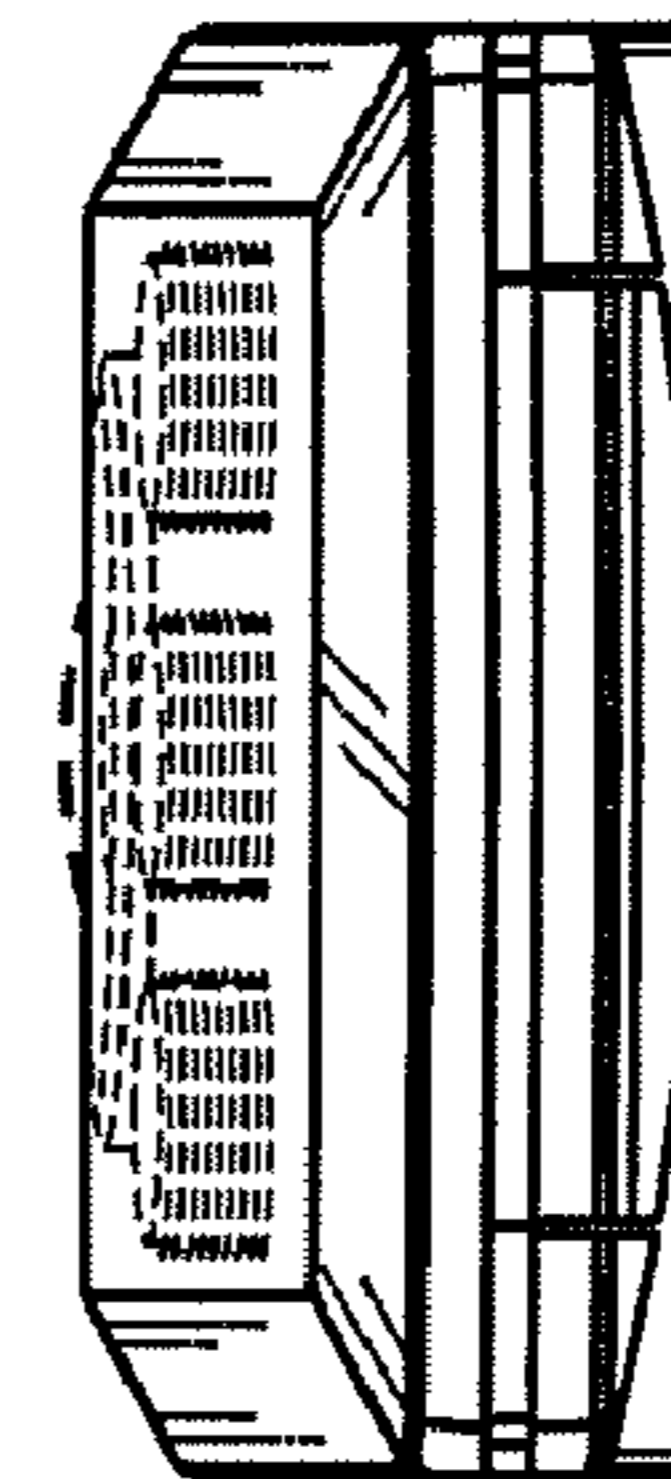


FIG. 6

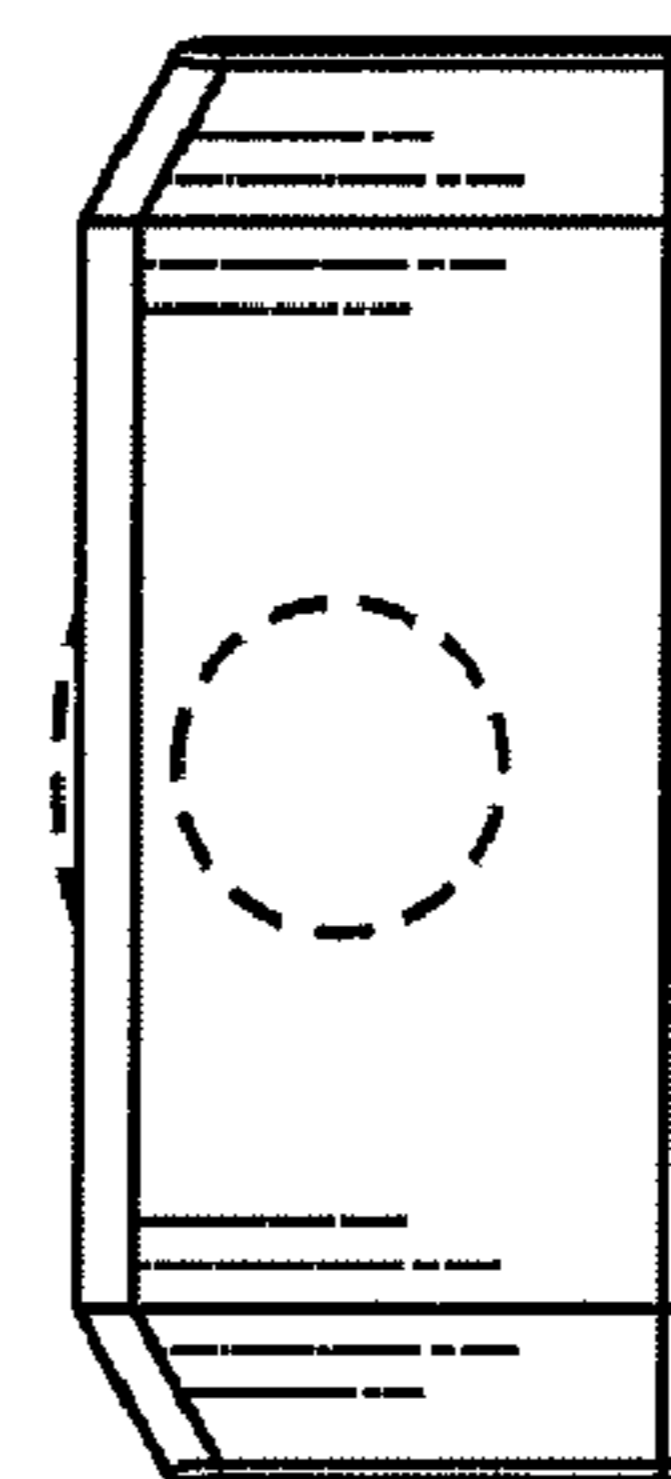


FIG. 5