



US00D594843S

(12) **United States Design Patent**
Mitchell et al.

(10) **Patent No.:** **US D594,843 S**
(45) **Date of Patent:** **** Jun. 23, 2009**

(54) **HANDSET**

(75) Inventors: **Edward Mitchell**, Thousand Oaks, CA (US); **Wen-Yo Lu**, Alhambra, CA (US)

(73) Assignee: **Nokia Corporation**, Espoo (FI)

(**) Term: **14 Years**

(21) Appl. No.: **29/324,606**

(22) Filed: **Sep. 16, 2008**

(51) **LOC (9) Cl.** **14-03**

(52) **U.S. Cl.** **D14/138 AD**

(58) **Field of Classification Search** D14/496, D14/401, 435, 474, 483, 217, 137, 138, 160, D14/168, 203.1–203.8, 341–347, 138 AD, D14/138 R, 138 C, 138 G, 454, 439, 455, D14/456, 192, 239, 247, 315, 327, 331, 336, D14/338, 339, 374, 393, 394, 399, 400, 429, D14/432, 125, 126, 129, 130, 314; D21/324, D21/329, 330, 331, 333; D18/7; D10/32, D10/65; 455/556.1, 556.2, 11.1, 773, 344–347, 455/93, 95; 379/433.01, 433.07, 433.1, 433.11, 379/433.12, 433.13, 52; 345/169, 156, 173–179, 345/905; 348/14.02, 790; 341/22; 361/680; 273/148 B; 368/281; 715/727–729, 864; 370/342–344; 369/1, 2, 6, 12; 463/43–47
See application file for complete search history.

(56) **References Cited**

U.S. PATENT DOCUMENTS

D484,503 S * 12/2003 Duarte et al. D14/346
D527,000 S * 8/2006 Hong et al. D14/346
D563,935 S * 3/2008 Kim et al. D14/138 AD
D563,936 S * 3/2008 Kim et al. D14/138 AD
D563,938 S * 3/2008 Kim et al. D14/138 AD
D570,816 S * 6/2008 Lee et al. D14/138 AD
D572,695 S * 7/2008 Tu D14/138 AD

D576,618 S 9/2008 Wong
D577,354 S * 9/2008 Kim et al. D14/138 AD
D580,930 S * 11/2008 Chien et al. D14/346
D581,387 S 11/2008 Harju et al.
D584,727 S * 1/2009 Liu D14/346
D588,085 S * 3/2009 Lin D14/138 AD
D588,089 S 3/2009 Bjorninen et al.
D588,567 S 3/2009 Miles et al.
D588,568 S 3/2009 Miles et al.
2006/0063569 A1 * 3/2006 Jacobs et al. 455/575.1

* cited by examiner

Primary Examiner—Cathron C Brooks

Assistant Examiner—Barbara Fox

(74) *Attorney, Agent, or Firm*—Banner & Witcoff, Ltd.

(57) **CLAIM**

The ornamental design for a handset, as shown and described.

DESCRIPTION

FIG. 1 is a front perspective view of a handset showing our new design;

FIG. 2 is a rear perspective view thereof;

FIG. 3 is a front view thereof;

FIG. 4 is a rear view thereof;

FIG. 5 is a left side view thereof;


FIG. 6 is a right side view thereof;

FIG. 7 is a top view thereof; and,

FIG. 8 is a bottom view thereof.

The broken lines throughout the views that are immediately adjacent to the shaded areas and define unshaded regions represent the bounds of the claimed design, while all other broken lines are directed to environment and are for illustrative purposes only; the broken lines form no part of the claimed design.

1 Claim, 5 Drawing Sheets






FIG. 1

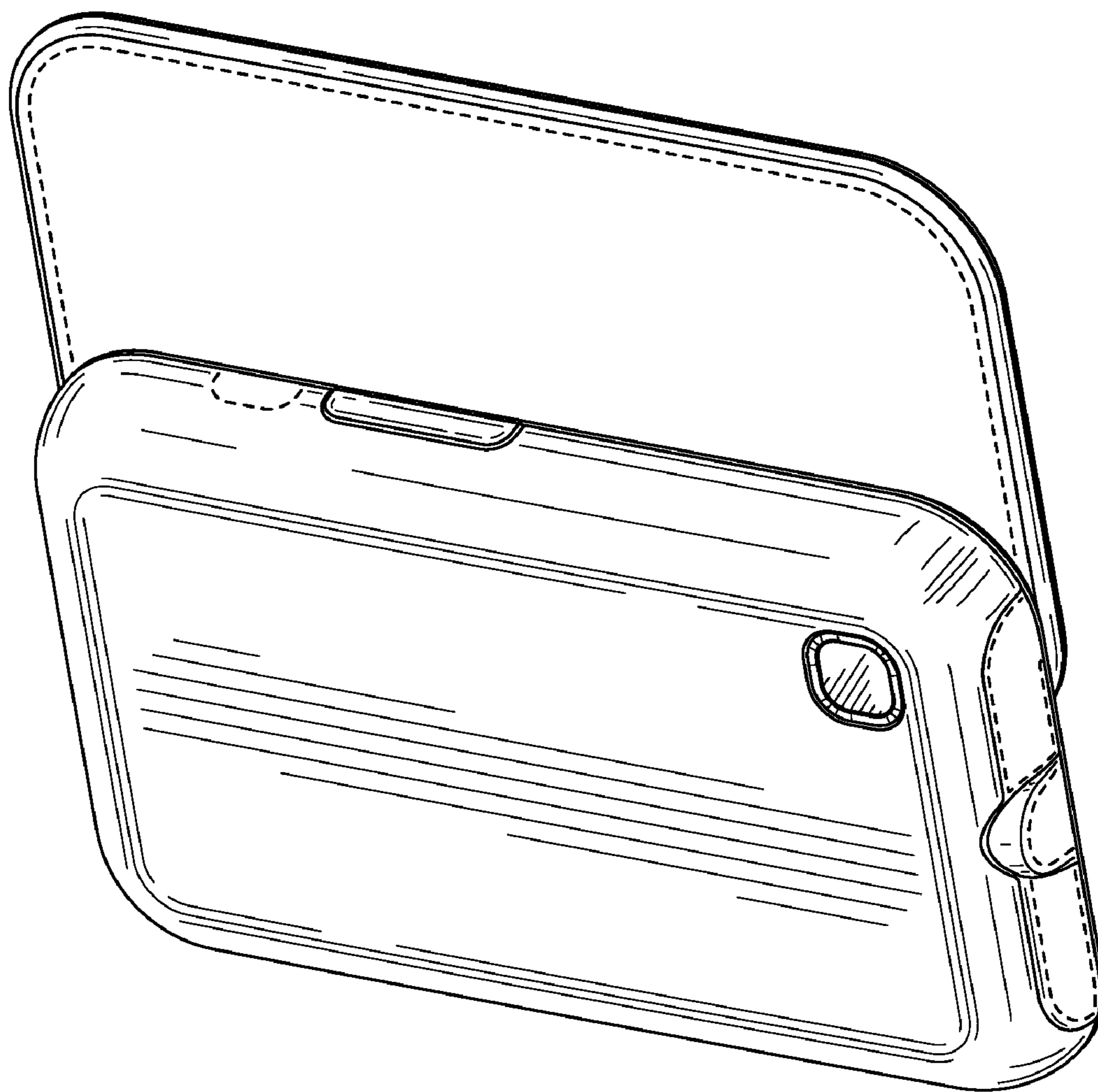


FIG. 2

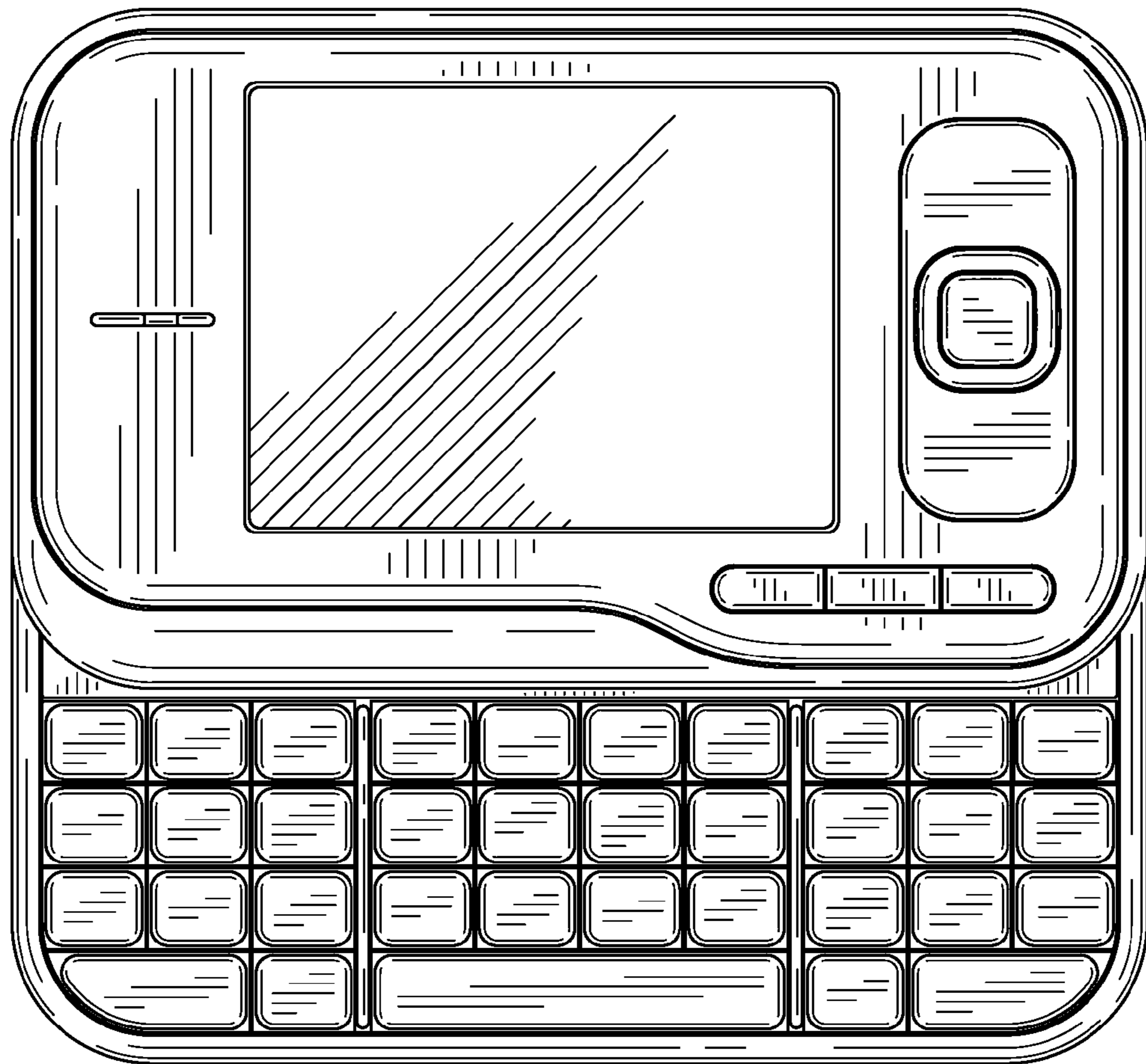


FIG. 3



FIG. 4

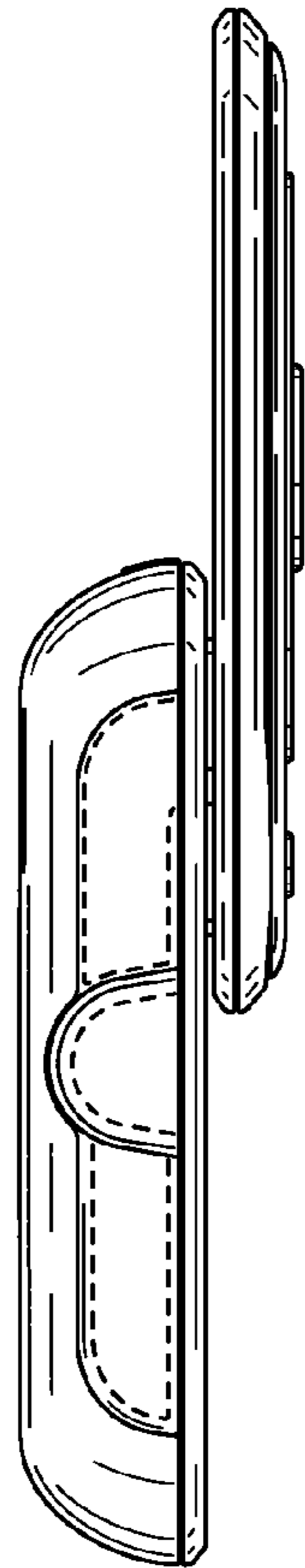


FIG. 5

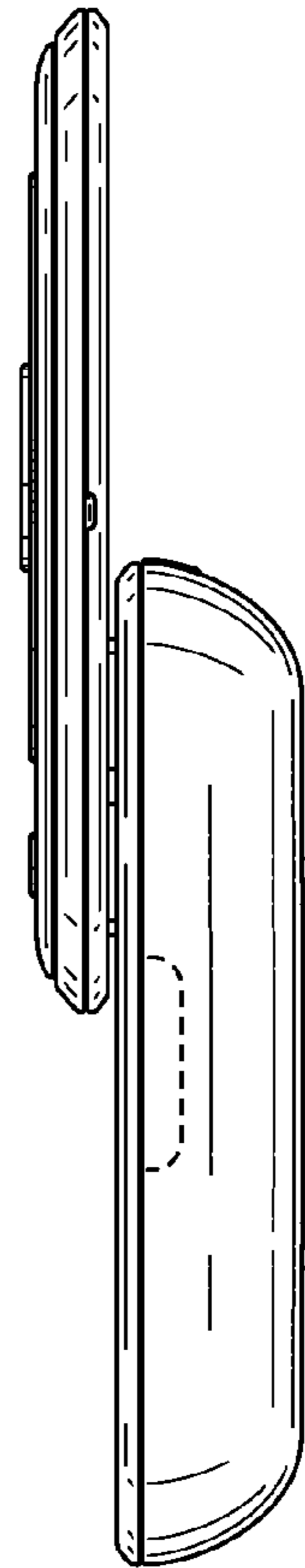


FIG. 6

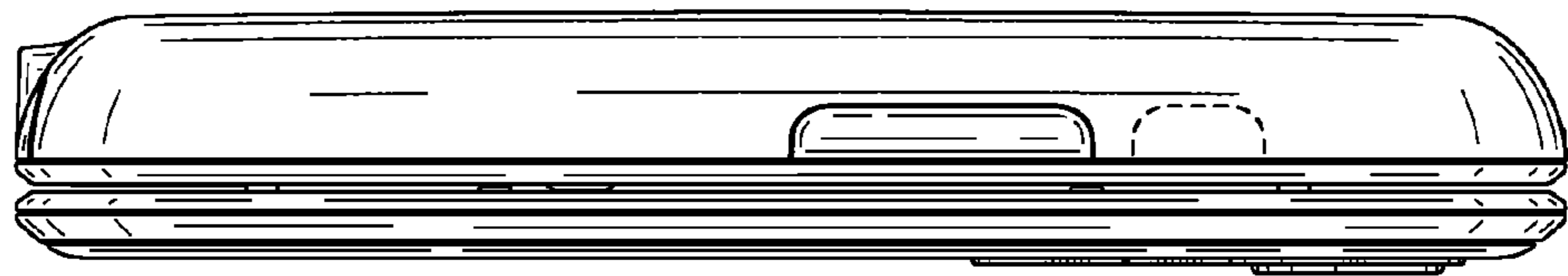


FIG. 7

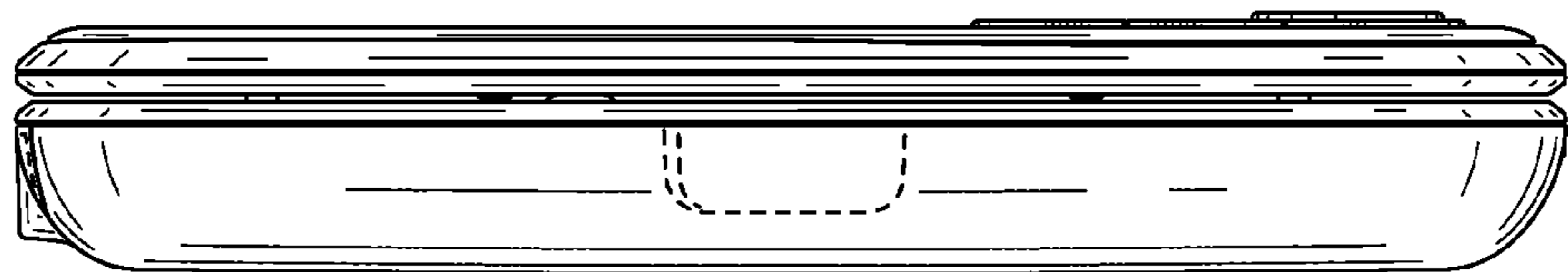


FIG. 8