

US00D594835S

(12) **United States Design Patent**
Chu

(10) **Patent No.:** **US D594,835 S**
(45) **Date of Patent:** **** Jun. 23, 2009**

(54) **MOBILE PHONE**

D575,260 S * 8/2008 Liaw D14/138 AA
D585,047 S * 1/2009 Chen D14/143

(75) Inventor: **Chih-Ming Chu**, Taipei (TW)

FOREIGN PATENT DOCUMENTS

(73) Assignee: **Hannspree, Inc.**, Taipei (TW)

WO DM/054803 * 1/2001
WO DM/060743 * 7/2002

(**) Term: **14 Years**

OTHER PUBLICATIONS

(21) Appl. No.: **29/306,835**

VK Mobile VK2010 pictures, announced 4Q 2005,, <URL:http://www.gsmarena.com/vk_mobile_vk2010-pictures-1394.php>, retrieved from internet Mar. 3, 2009.*

(22) Filed: **Apr. 17, 2008**

Kyocera TG 200, announced 2000, <URL:http://www.gsmarena.com/kyocera_tg_200-184.php>, retrieved from internet Mar. 3, 2009.*

(51) **LOC (9) Cl.** **14-03**

(52) **U.S. Cl.** **D14/138 AA**

(58) **Field of Classification Search** D14/137,
D14/138 R, 138 AA, 138 AB, 138 AC, 138 AD,
D14/138 C, 138 G, 147-148, 156, 191, 218,
D14/247-248, 341-347, 390, 399, 455-456,
D14/496; D16/208; D21/329, 331, 333,
D21/517; 348/14.01-14.02; 361/814; 379/433.01-433.13;
455/90.3, 556.1-556.2, 566, 575.1, 575.3,
455/575.4; D13/164, 168; 439/165; 343/702;
345/167, 168, 169; D10/65, 78, 104; D18/7
See application file for complete search history.

* cited by examiner

Primary Examiner—Ian Simmons
Assistant Examiner—Carla Jobe Wright
(74) *Attorney, Agent, or Firm*—Venable LLP; Cameron H. Touse

(56) **References Cited**

U.S. PATENT DOCUMENTS

D395,889 S * 7/1998 Gerba et al. D14/218
D409,688 S * 5/1999 Lee D21/517
5,952,814 A * 9/1999 Van Lerberghe 320/108
D422,587 S * 4/2000 Wild D14/138 AA
D448,744 S * 10/2001 Yu et al. D14/138 AA
D454,549 S * 3/2002 Vuolteenaho et al. D14/138 AA
D479,212 S * 9/2003 Eckholm D14/138 AA
D481,693 S * 11/2003 Dalby D14/138 AA
D486,459 S * 2/2004 Zeiger et al. D14/138 AA
D487,440 S * 3/2004 Langford D14/138 AA
D496,919 S * 10/2004 Thomsen D14/138 AA

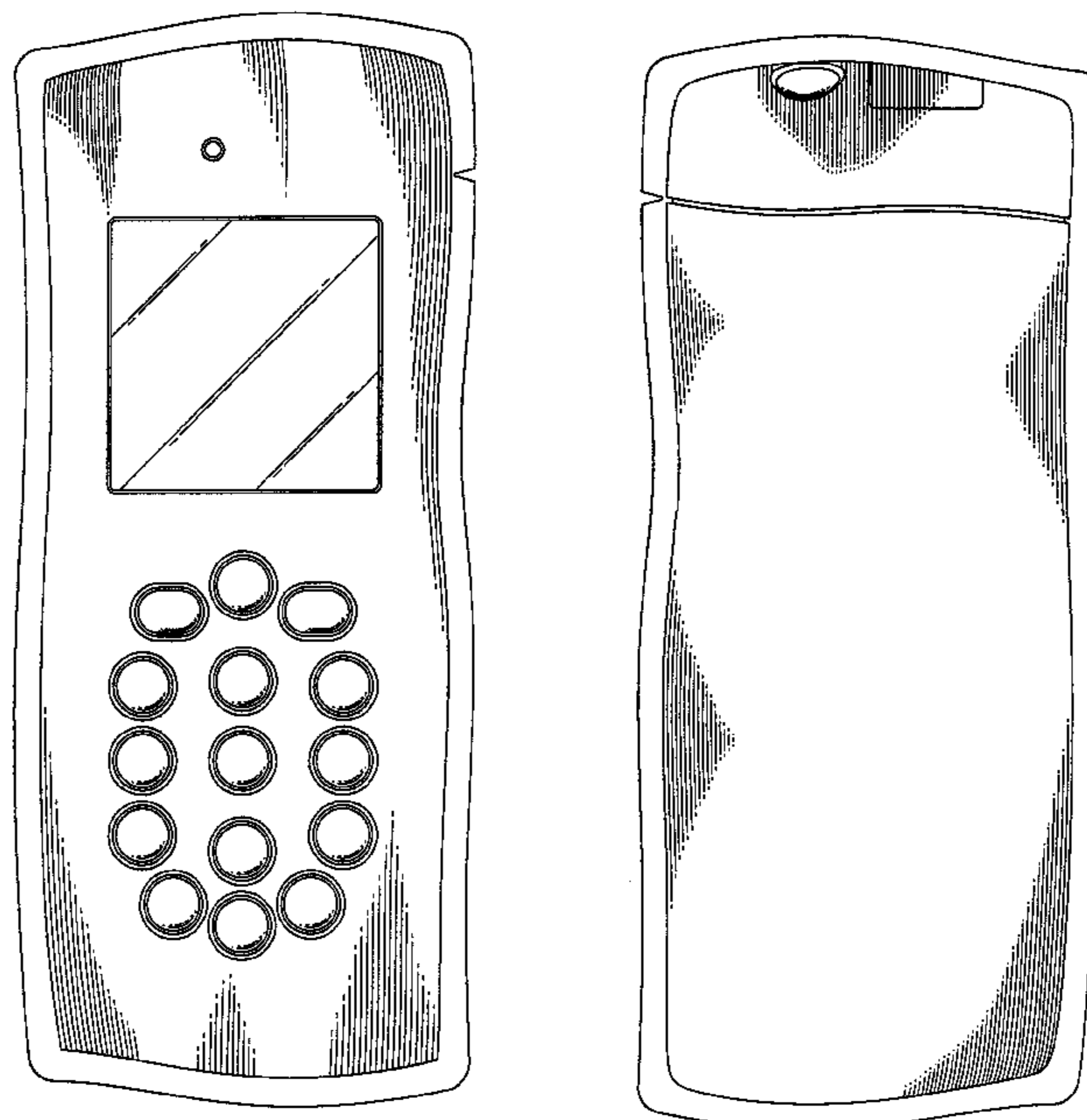
(57) **CLAIM**

The ornamental design for a mobile phone, as shown and described.

DESCRIPTION

FIG. 1 is a front perspective view thereof;
FIG. 2 is a front elevational view thereof;
FIG. 3 is a rear elevational view thereof;
FIG. 4 is a left side elevational view thereof;
FIG. 5 is a right side elevational view thereof;
FIG. 6 is a top plan view thereof; and,
FIG. 7 is a bottom plan view thereof.

1 Claim, 7 Drawing Sheets






Fig. 1

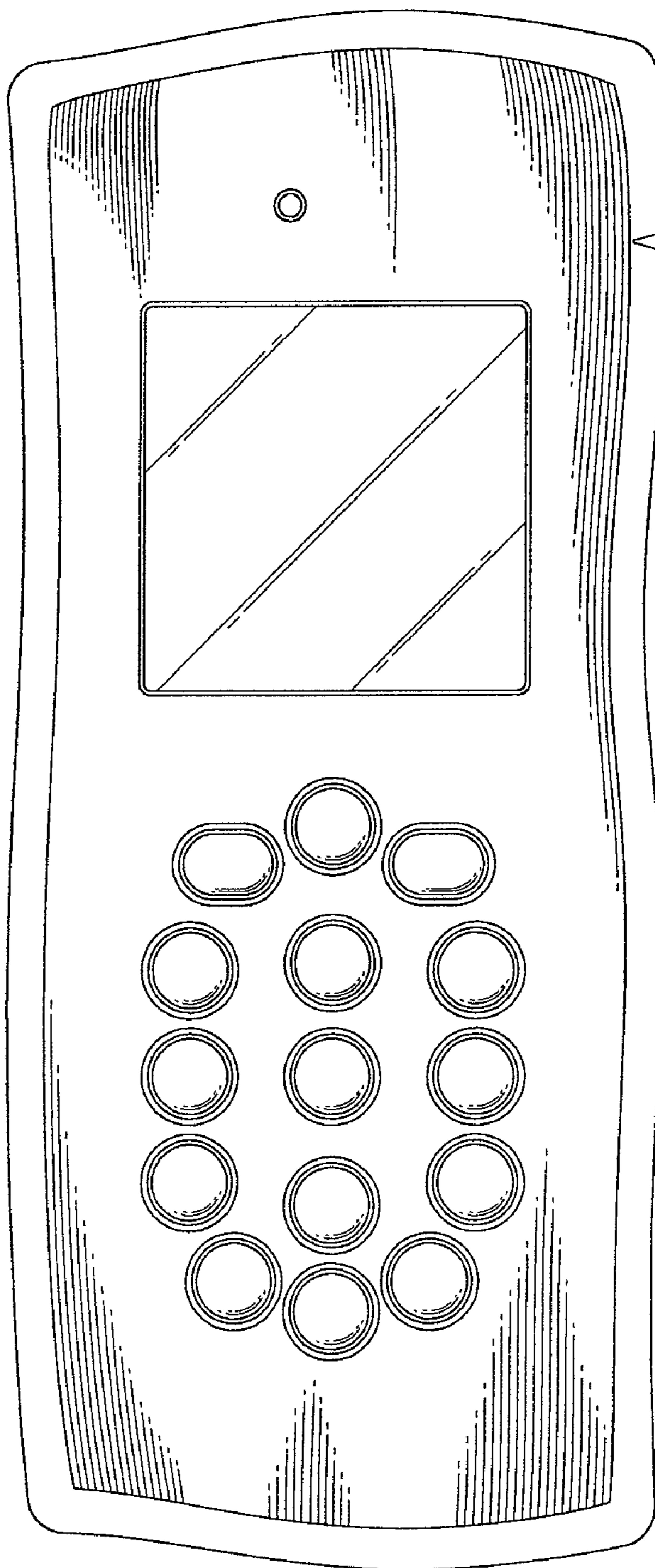


Fig. 2

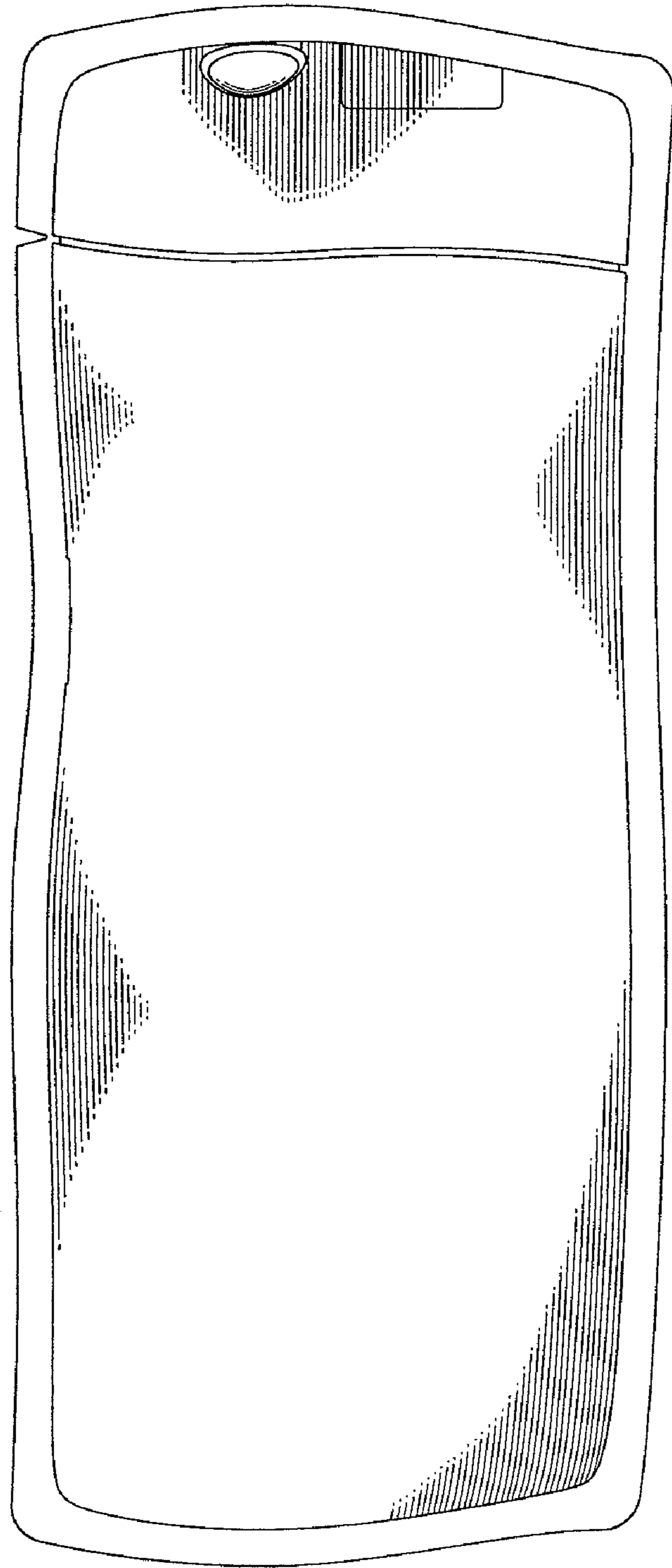


Fig. 3

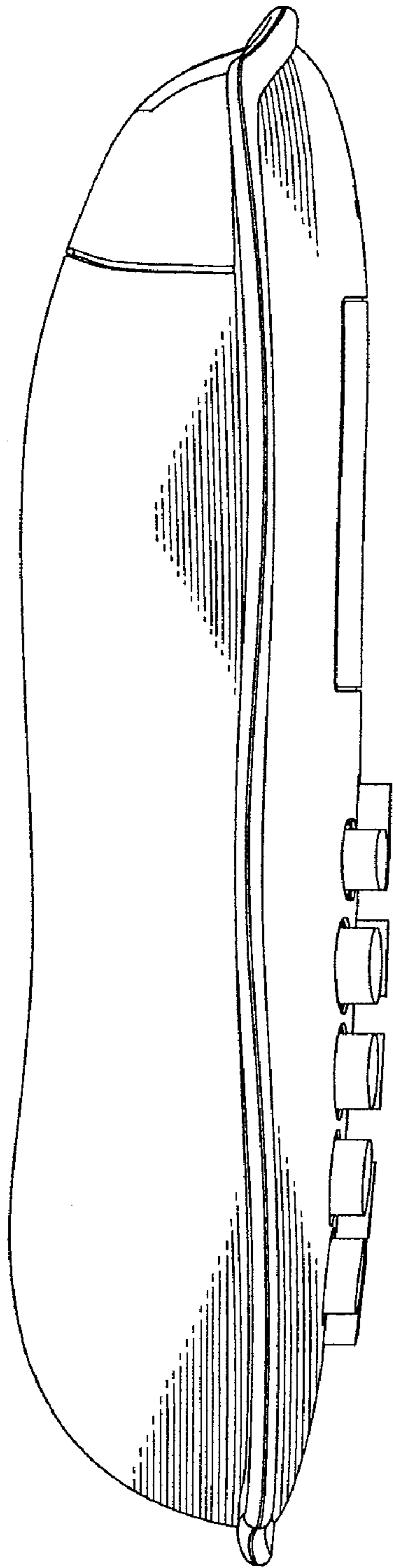


Fig. 4

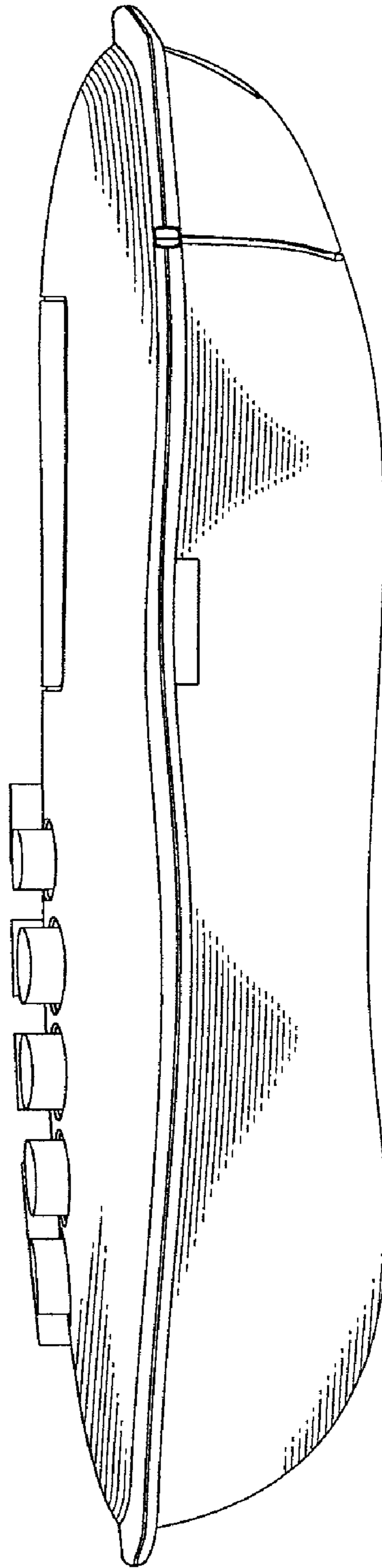


Fig. 5

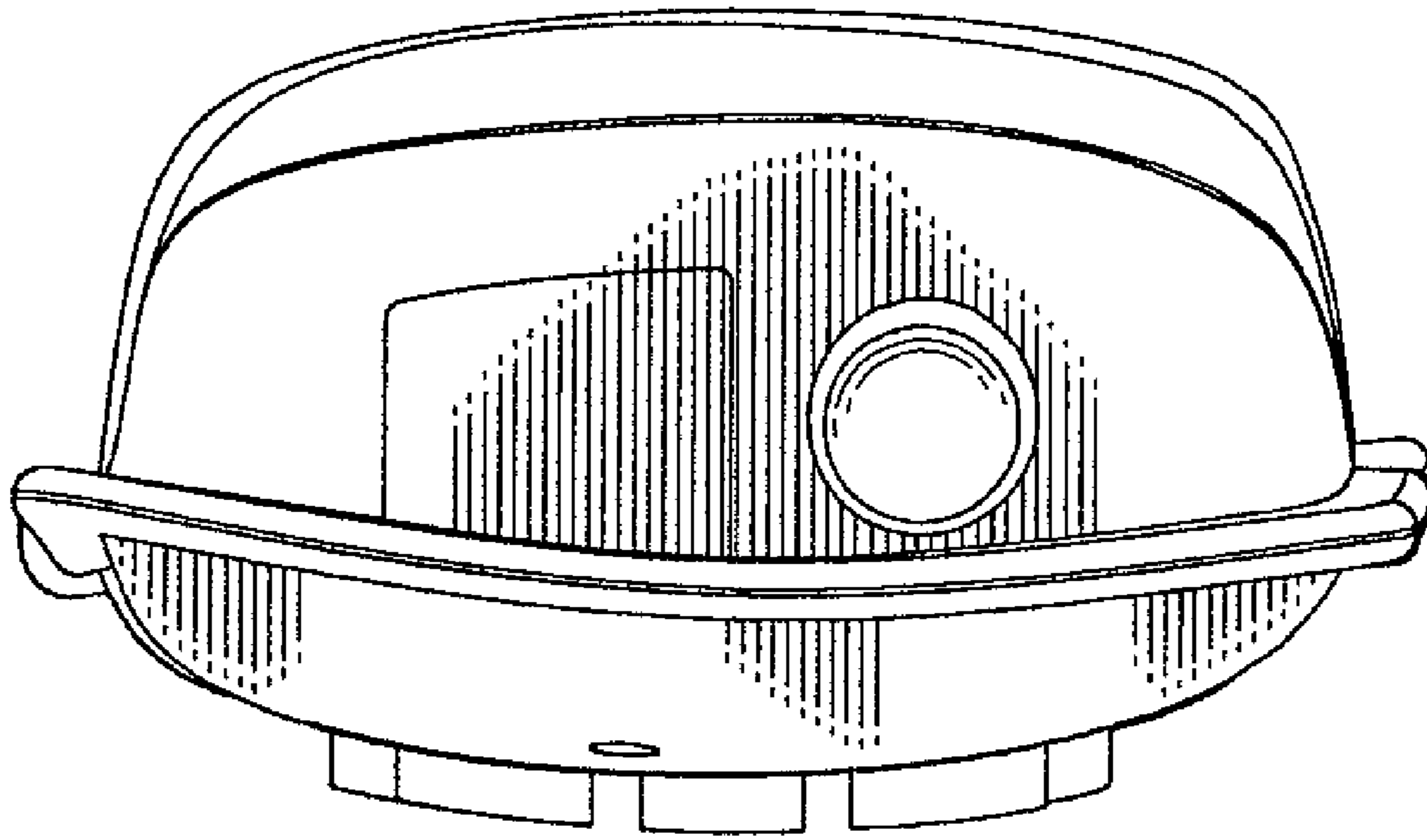


Fig. 6

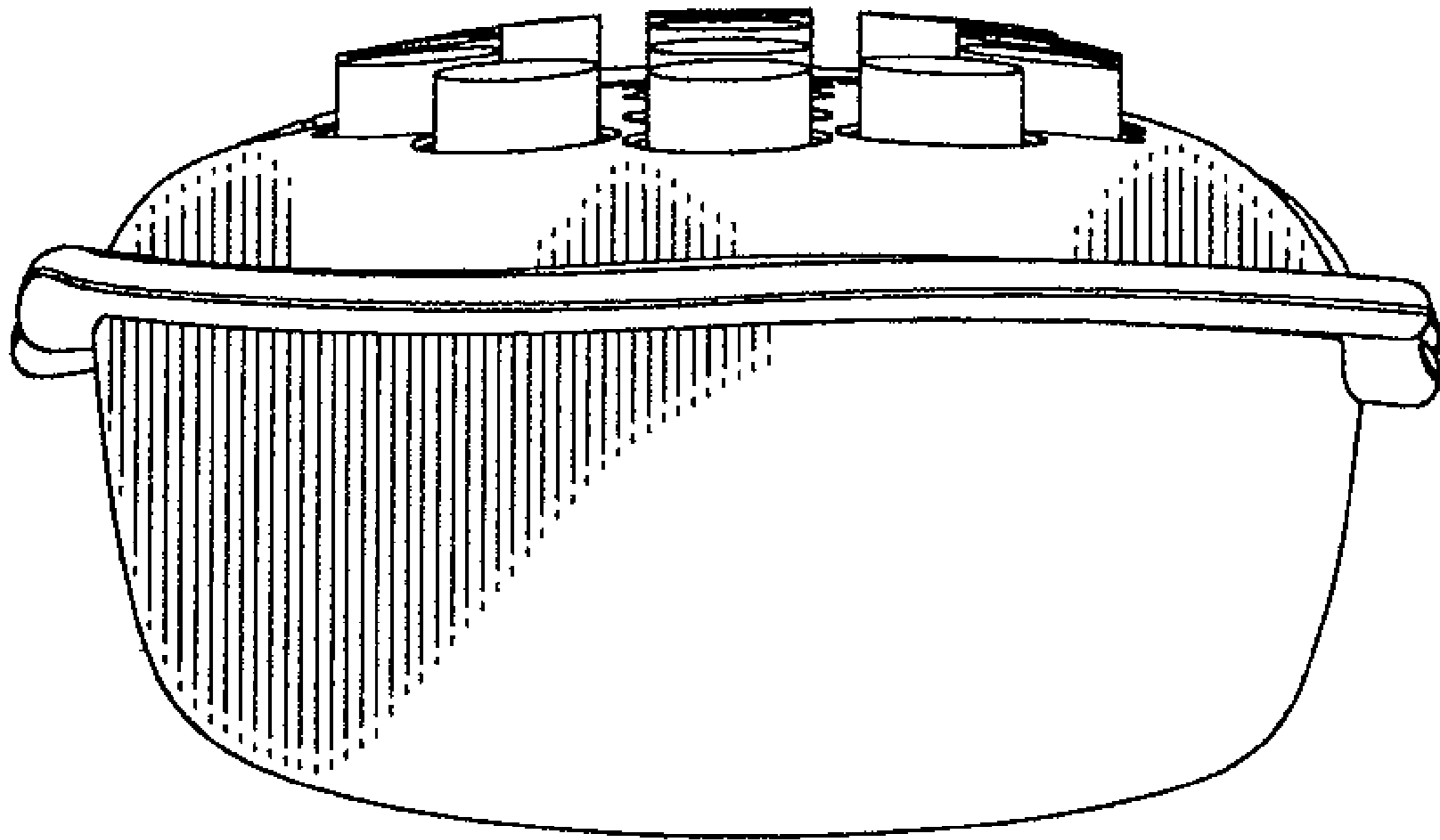


Fig. 7