



US00D594830S

(12) **United States Design Patent**
Shiraki et al.

(10) **Patent No.:** **US D594,830 S**
(45) **Date of Patent:** **** Jun. 23, 2009**

(54) **TELEVISION SET WITH A DIGITAL VIDEO DISK PLAYER**

(75) Inventors: **Masazumi Shiraki**, Yokohama (JP);
Masao Isshiki, Kawasaki (JP)

(73) Assignee: **Kabushiki Kaisha Toshiba**, Tokyo (JP)

(**) Term: **14 Years**

(21) Appl. No.: **29/323,519**

(22) Filed: **Aug. 27, 2008**

(30) **Foreign Application Priority Data**

Jun. 26, 2008 (JP) 2008-016506

(51) **LOC (9) Cl.** **14-03**

(52) **U.S. Cl.** **D14/129; D14/126**

(58) **Field of Classification Search** D14/125-134,
D14/239, 371, 136, 374-377, 440, 450, 448,
D14/336, 342; 312/7.2; 348/836, 838, 180,
348/184, 325, 739; 341/12; 248/917-924,
248/465; 345/104, 133, 156, 168, 87, 173;
720/605, 669, 600, 655; 369/99, 197; 455/344,
455/347; D21/329, 515, 577, 622, 333, 433,
D21/448, 452, 450, 331; D6/477, 479; 273/148 B;
446/484, 175, 356; D10/15, 26

See application file for complete search history.

(56) **References Cited**

U.S. PATENT DOCUMENTS

D342,493 S 12/1993 Asanuma et al.
D351,833 S 10/1994 Takami et al.
D351,834 S 10/1994 Takami et al.
D362,847 S 10/1995 Asanuma et al.
D436,087 S 1/2001 Takami et al.
D454,845 S 3/2002 Niitsu
D456,369 S 4/2002 Joe
D460,425 S 7/2002 Joe
D492,269 S 6/2004 Kita
D497,351 S 10/2004 Kita
D501,654 S 2/2005 Kita

D505,403 S 5/2005 Kita
D509,198 S 9/2005 Ahn
D510,568 S 10/2005 Joe et al.
D510,919 S 10/2005 Kubota et al.
D512,389 S 12/2005 Joe et al.
D515,048 S 2/2006 Villalobos et al.
D533,848 S 12/2006 Lee et al.
D534,878 S 1/2007 Ellison
D534,884 S 1/2007 Nakanishi
D538,242 S 3/2007 Kita
D539,245 S 3/2007 Bischoff
D540,760 S 4/2007 Macey et al.
D541,242 S 4/2007 Park et al.
D545,778 S 7/2007 Isshiki
D546,302 S 7/2007 Kita

(Continued)

FOREIGN PATENT DOCUMENTS

CN ZL200630092273 4/2007
JP D1302946 6/2007
JP D1303612 6/2007
KR 30-0369186 12/2004

Primary Examiner—Raphael Barkai

(74) *Attorney, Agent, or Firm*—Banner & Witcoff, Ltd.

(57) **CLAIM**

The ornamental design for a television set with a digital video disk player, as shown and described.

DESCRIPTION

FIG. 1 is a front, top and left side perspective view of a television set with a digital video disk player, showing our new design;

FIG. 2 is a front view thereof;

FIG. 3 is a rear view thereof;

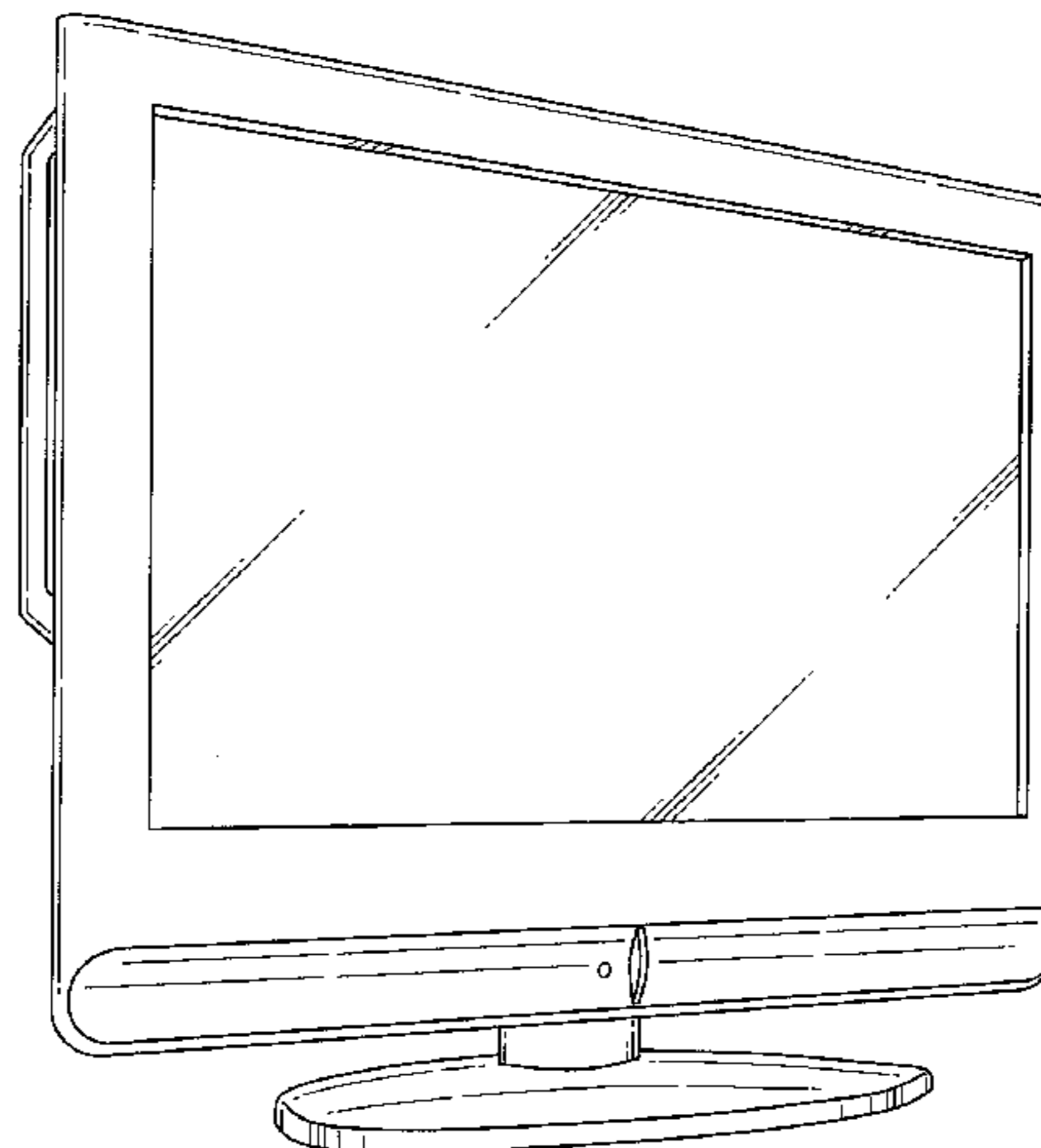
FIG. 4 is a top view thereof;

FIG. 5 is a bottom view thereof;

FIG. 6 is a left side view thereof; and,

FIG. 7 is a right side view thereof.

1 Claim, 3 Drawing Sheets



US D594,830 S

Page 2

U.S. PATENT DOCUMENTS

D546,303 S	7/2007	Fujii et al.	D565,519 S	4/2008	Kuramashi et al.
D552,050 S	10/2007	Fujii et al.	D566,669 S	4/2008	Ooshima et al.
D552,571 S	10/2007	Fujii et al.	D568,265 S	5/2008	Fujii et al.
D557,228 S	12/2007	Matsumoto et al.	D568,267 S	5/2008	Takami et al.
D564,988 S	3/2008	Iijima	D568,842 S	5/2008	Iijima
			D568,845 S	5/2008	Takami et al.
			D576,972 S	9/2008	Niitsu

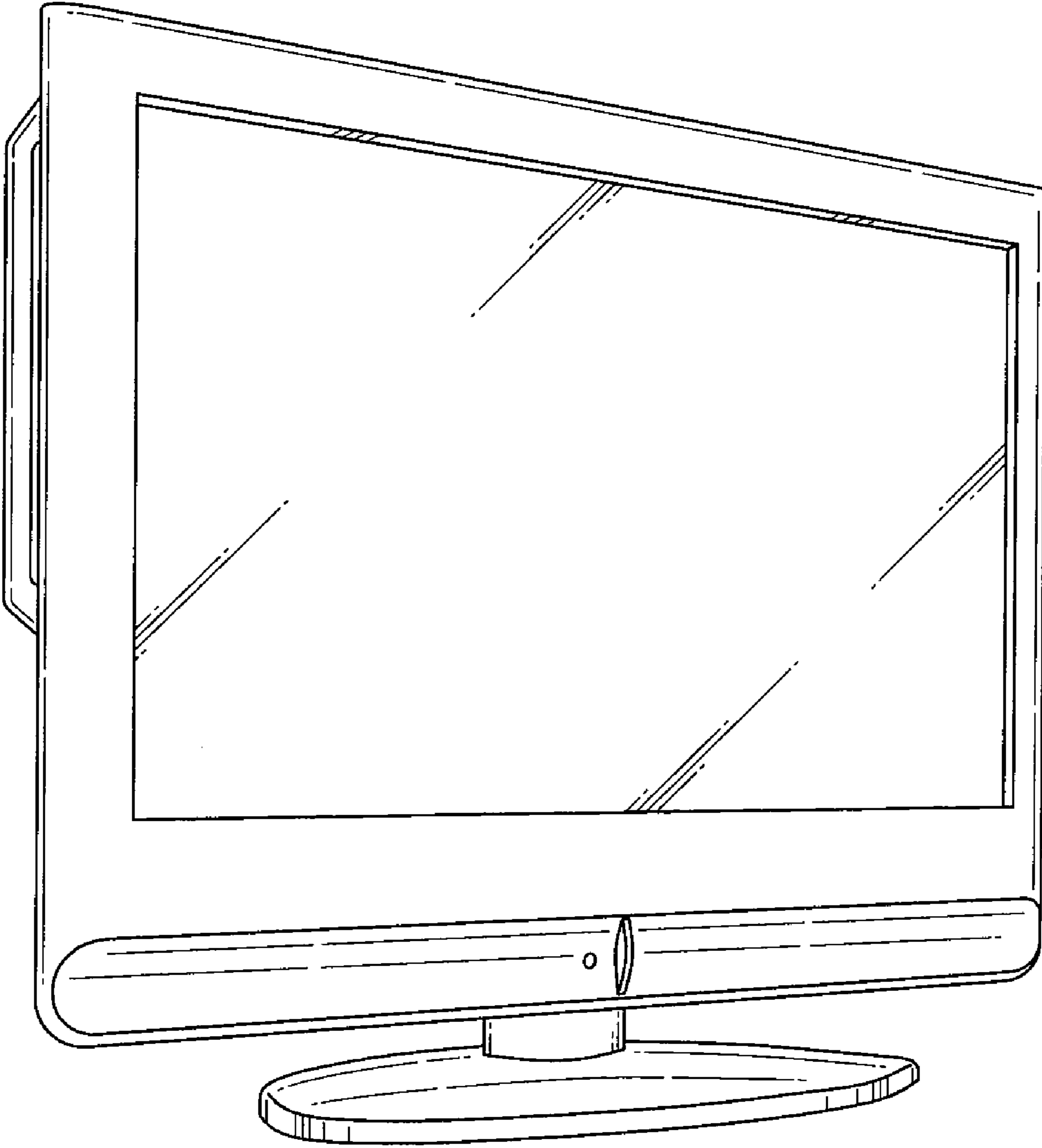


FIG. 1




FIG. 2

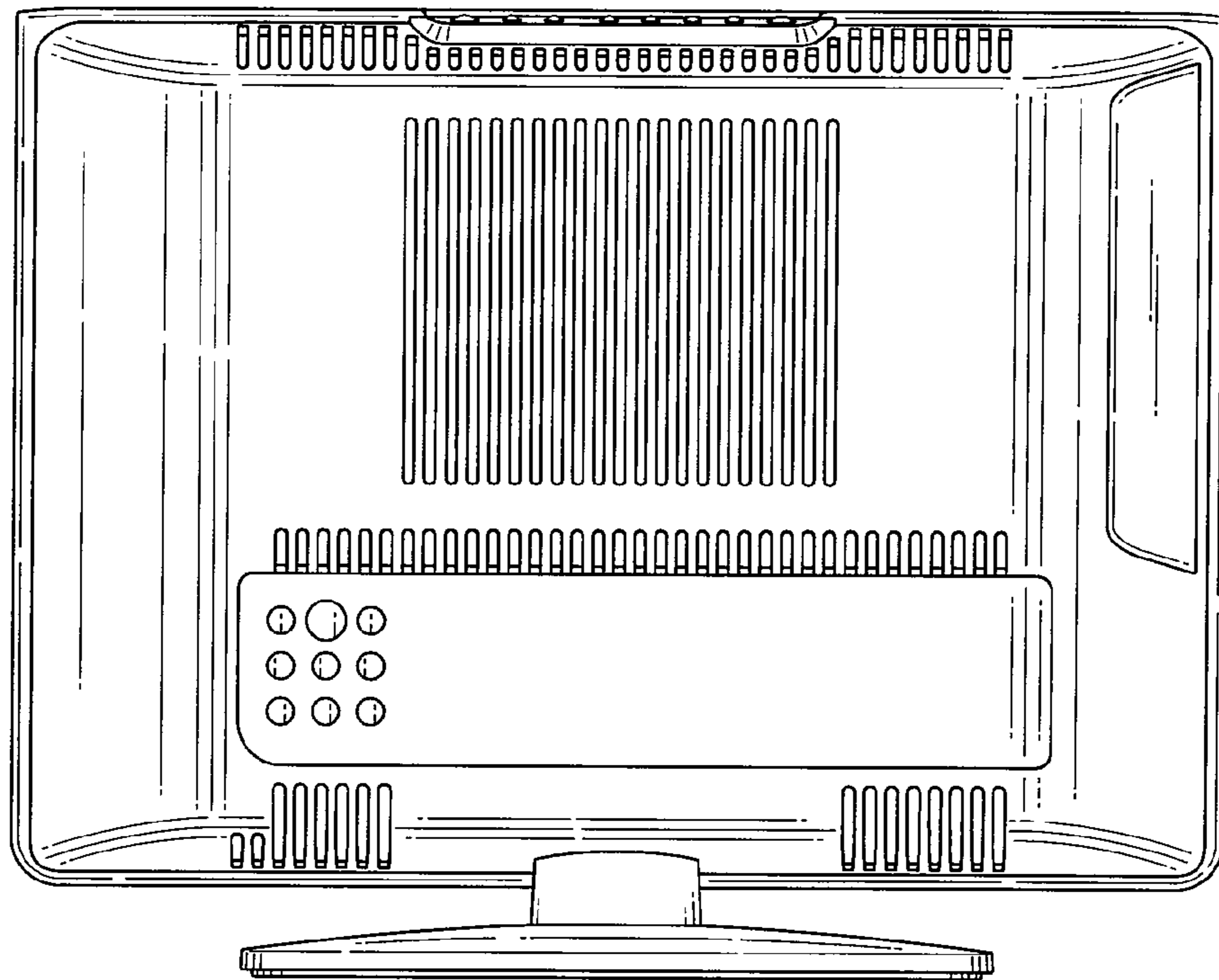


FIG. 3

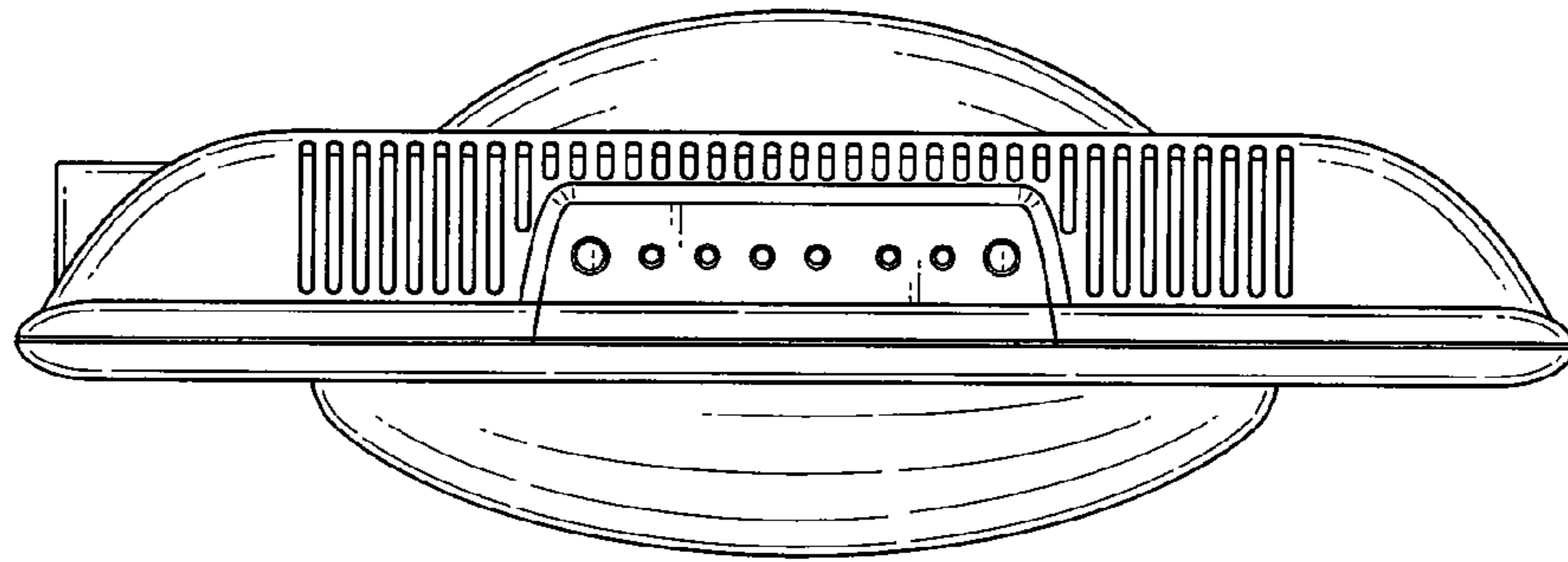


FIG. 4

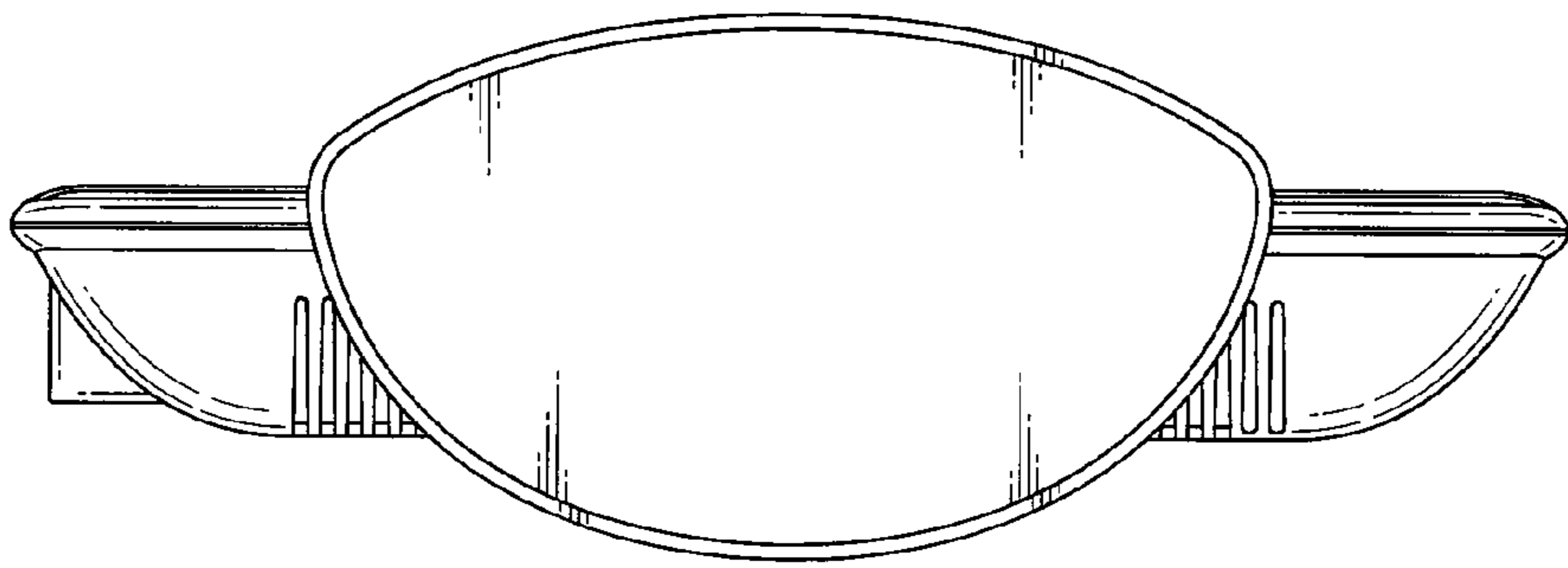


FIG. 5

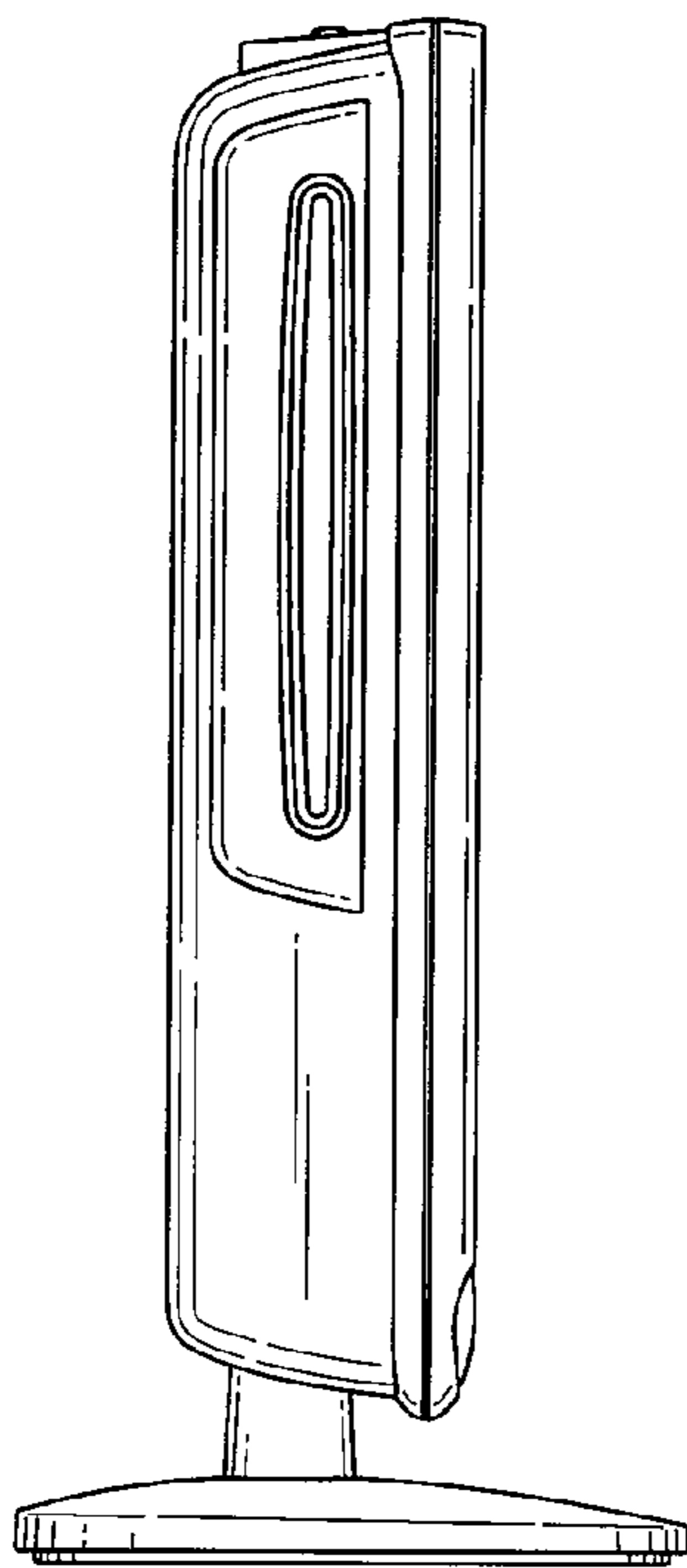


FIG. 6

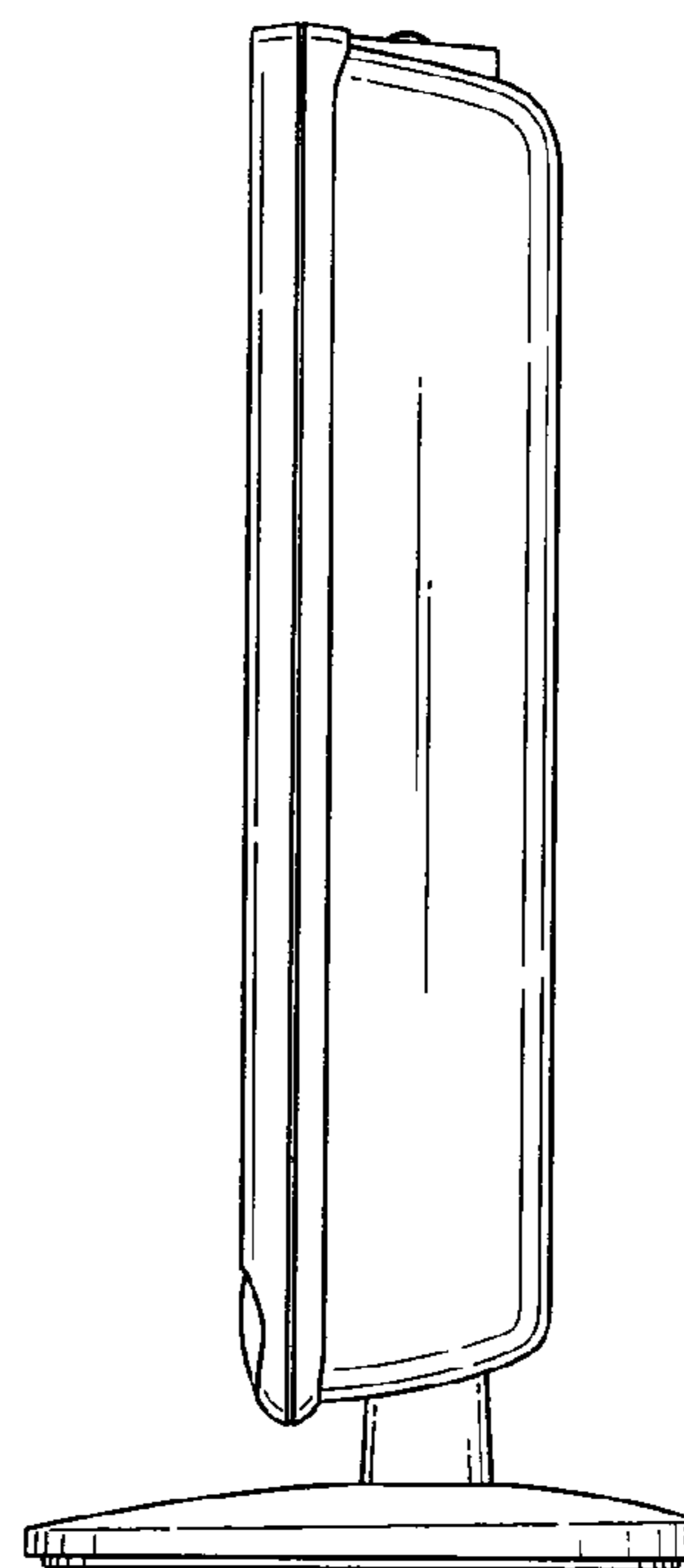


FIG. 7