



US00D594804S

(12) **United States Design Patent**
Laengerer

(10) **Patent No.:** **US D594,804 S**
(45) **Date of Patent:** **** Jun. 23, 2009**

(54) **WHEEL OR WHEEL COVER**

(75) Inventor: **Marcus Laengerer**, Renningen (DE)

(73) Assignee: **Daimler AG**, Stuttgart (DE)

(**) Term: **14 Years**

(21) Appl. No.: **29/311,224**

(22) Filed: **Jan. 22, 2009**

(30) **Foreign Application Priority Data**

Jul. 23, 2008 (EM) 000975594-0001

(51) **LOC (9) Cl.** **12-16**

(52) **U.S. Cl.** **D12/211**

(58) **Field of Classification Search** D12/204-213;
301/37.101, 64.101, 65, 64.201

See application file for complete search history.

(56) **References Cited**

U.S. PATENT DOCUMENTS

D392,237 S * 3/1998 Kelley D12/209

D501,441 S * 2/2005 Rosenbohm D12/211

D502,909 S * 3/2005 Pfeiffer D12/211

D535,934 S * 1/2007 Scheu D12/211
D547,253 S * 7/2007 Muzzarelli D12/211
D570,274 S * 6/2008 Scheu D12/211
D573,932 S * 7/2008 Laengerer D12/209
D581,852 S * 12/2008 Scheu D12/211
D588,517 S * 3/2009 Aroney D12/211
D590,322 S * 4/2009 Rak D12/211

* cited by examiner

Primary Examiner—Stacia Cadmus

(74) *Attorney, Agent, or Firm*—Crowell & Moring LLP

(57) **CLAIM**

The ornamental design for a wheel or wheel cover, as shown and described.

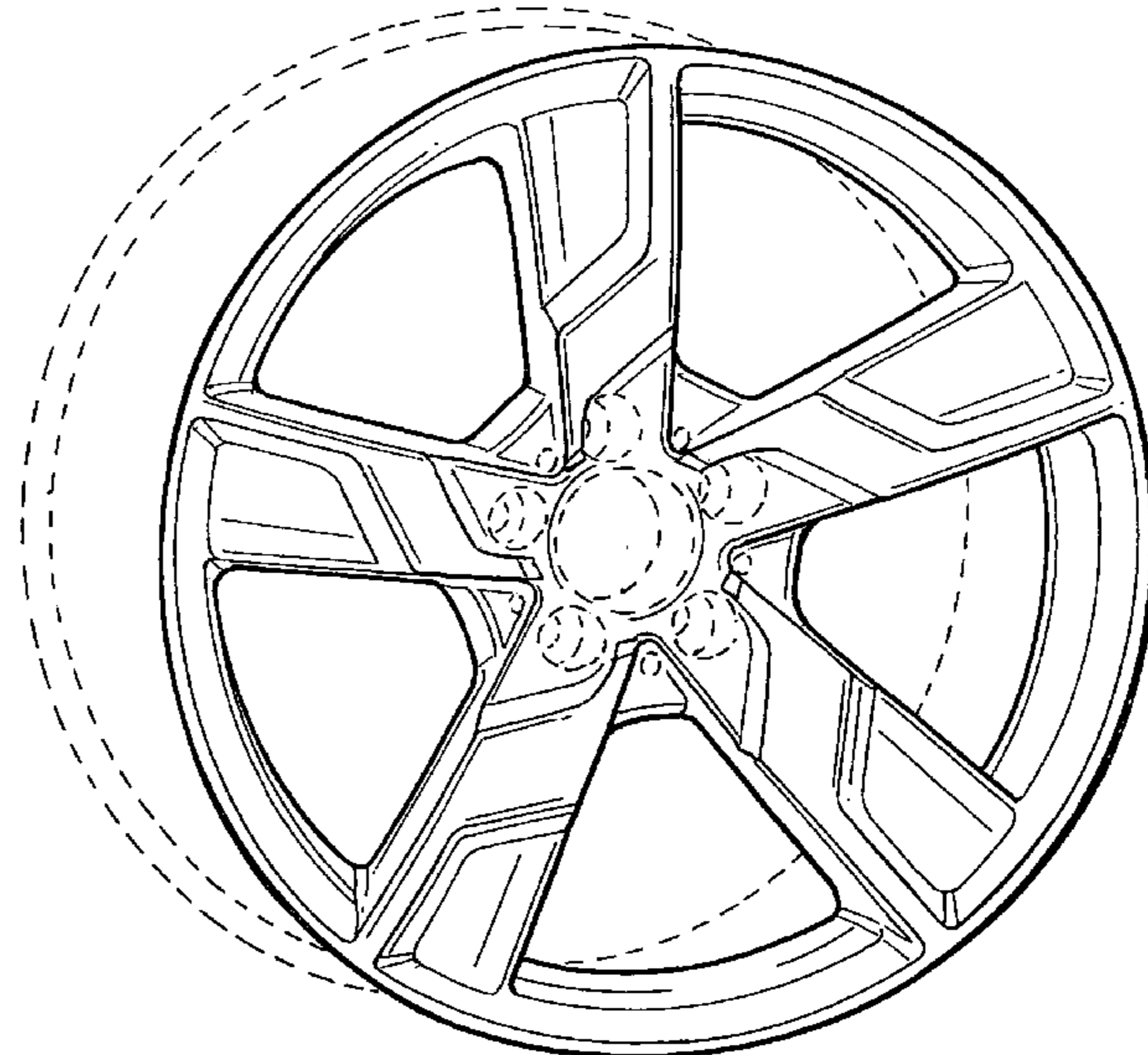

DESCRIPTION

FIG. 1 is a front view of a wheel or wheel cover according to my novel design; and,

FIG. 2 is a perspective view thereof.

The broken line showing of the rear of the rim, the bolt holes and the center cap is included for the purpose of illustrating environment and forms no part of the claimed design.

1 Claim, 1 Drawing Sheet



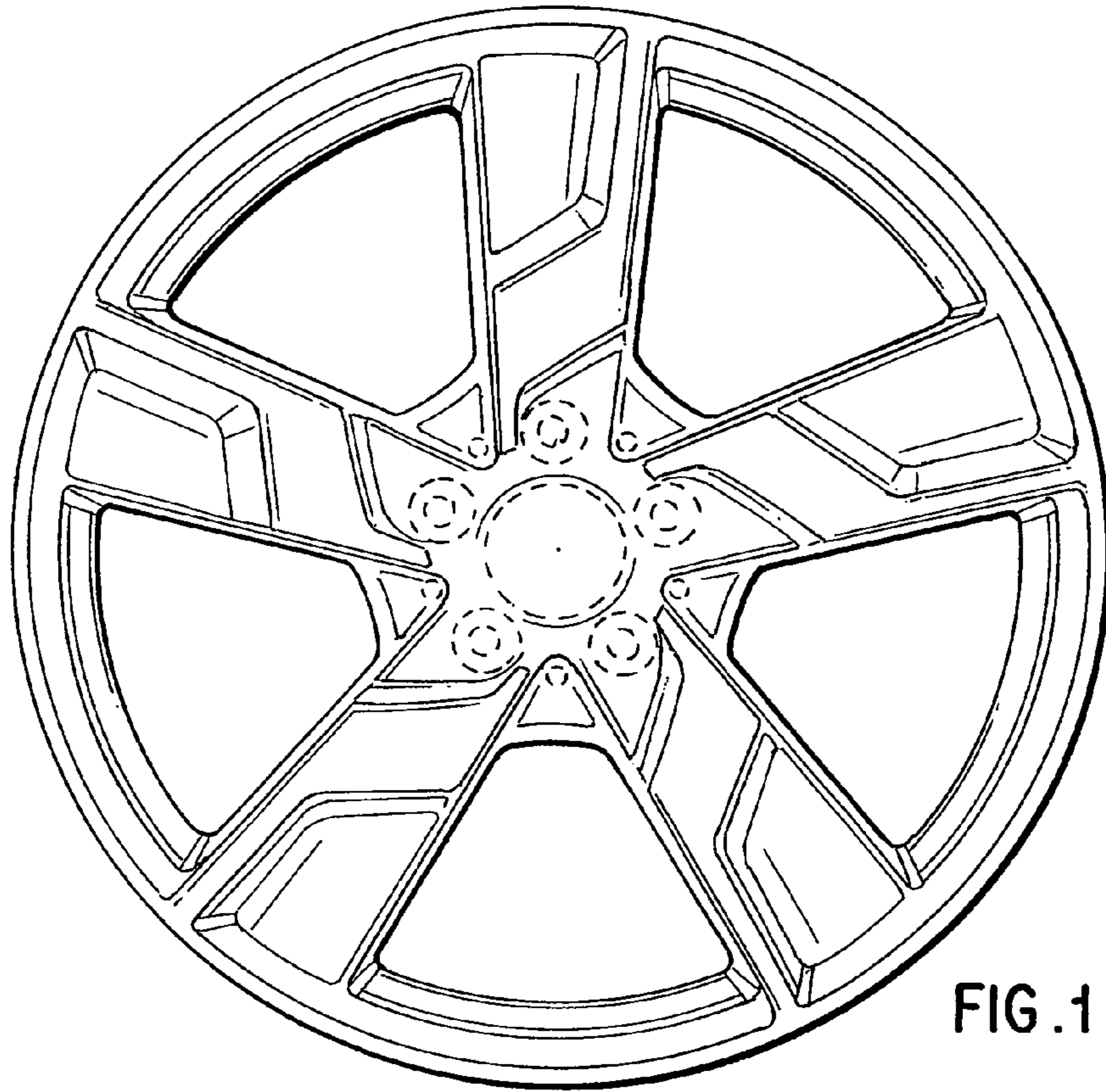


FIG. 1

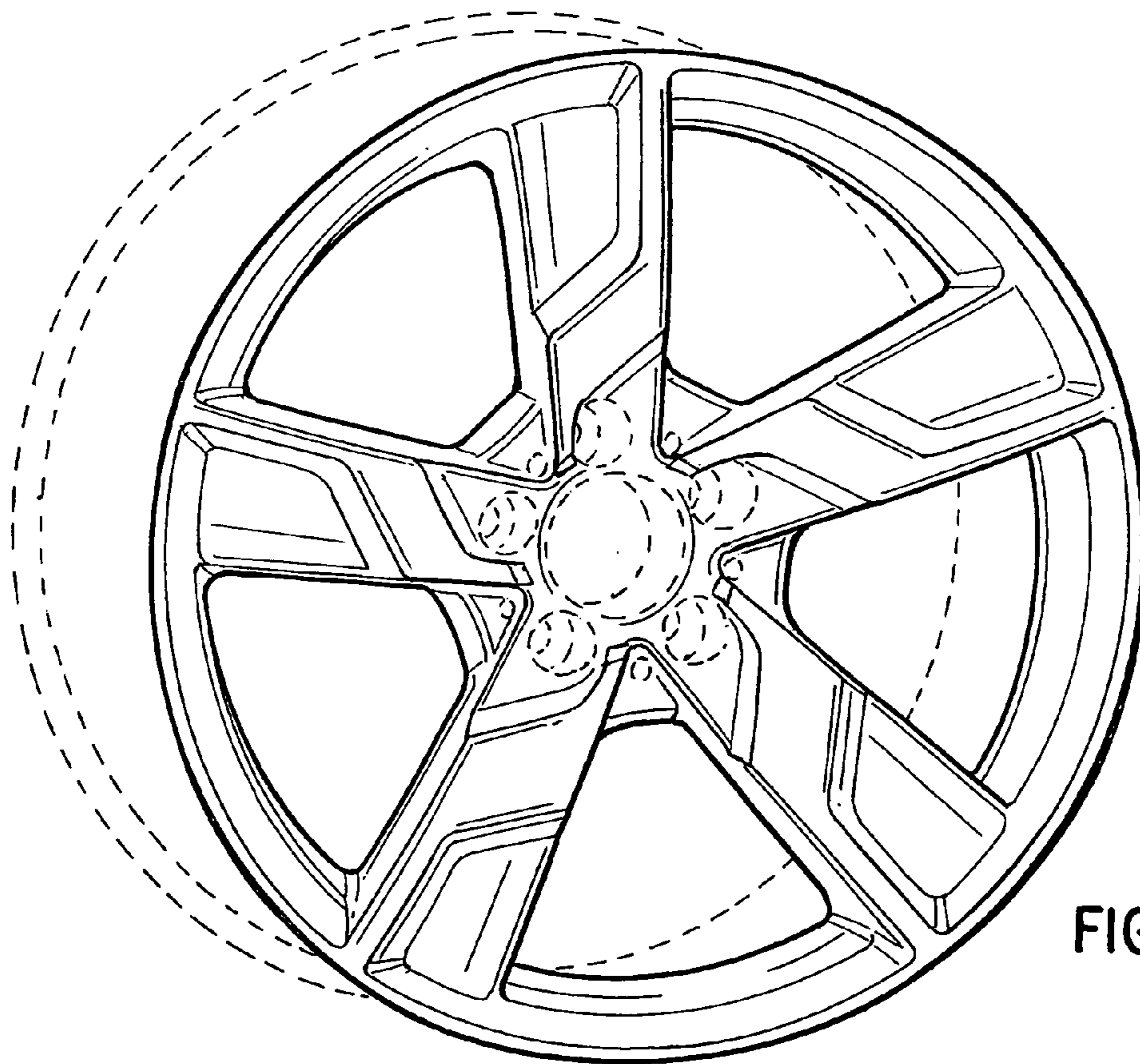


FIG. 2