



US00D594799S

(12) **United States Design Patent**
Schnebele

(10) **Patent No.:** **US D594,799 S**
(45) **Date of Patent:** **** Jun. 23, 2009**

(54) **TRAILER HITCH STEP AND SEAT ADAPTED TO ENGAGE A TOWING TETHER**

(76) Inventor: **Michael Schnebele**, 20150 Woodtrail Rd., Round Hill, VA (US) 20141

(**) Term: **14 Years**

(21) Appl. No.: **29/301,611**

(22) Filed: **Mar. 11, 2008**

(51) **LOC (9) Cl.** **12-16**

(52) **U.S. Cl.** **D12/203**

(58) **Field of Classification Search** D12/203,
D12/162; 224/521; 182/90-92, 150; 280/163-165;
D25/68-69, 62

See application file for complete search history.

(56) **References Cited**

U.S. PATENT DOCUMENTS

| | | | | |
|--------------|---------|-------------|-------|---------|
| D276,716 S * | 12/1984 | Dignan | | D12/203 |
| D315,134 S * | 3/1991 | Springer | | D12/203 |
| D370,452 S * | 6/1996 | Beasley | | D12/203 |
| D463,345 S * | 9/2002 | Cipolla | | D12/203 |
| 6,471,002 B1 | 10/2002 | Weinerman | | |
| D491,509 S * | 6/2004 | Bundy | | D12/203 |
| 6,769,704 B2 | 8/2004 | Cipolla | | |
| D505,900 S * | 6/2005 | Oravec, III | | D12/203 |

| | | | | |
|--------------|---------|-------------|-------|---------|
| D511,319 S * | 11/2005 | Wang | | D12/203 |
| D513,217 S | 12/2005 | Daws et al. | | |
| D527,323 S | 8/2006 | Storer | | |
| D532,354 S | 11/2006 | Storer | | |
| D549,623 S * | 8/2007 | Gaddy | | D12/162 |
| D559,164 S * | 1/2008 | Spera | | D12/203 |

* cited by examiner

Primary Examiner—Stacia Cadmus

(74) *Attorney, Agent, or Firm*—Norman B. Rainer

(57) **CLAIM**

The ornamental design for a trailer hitch step and seat adapted to engage a towing tether, as shown and described.

DESCRIPTION

FIG. 1 is a perspective top and side perspective view of a trailer hitch step and seat adapted to engage a towing tether, showing my new design;

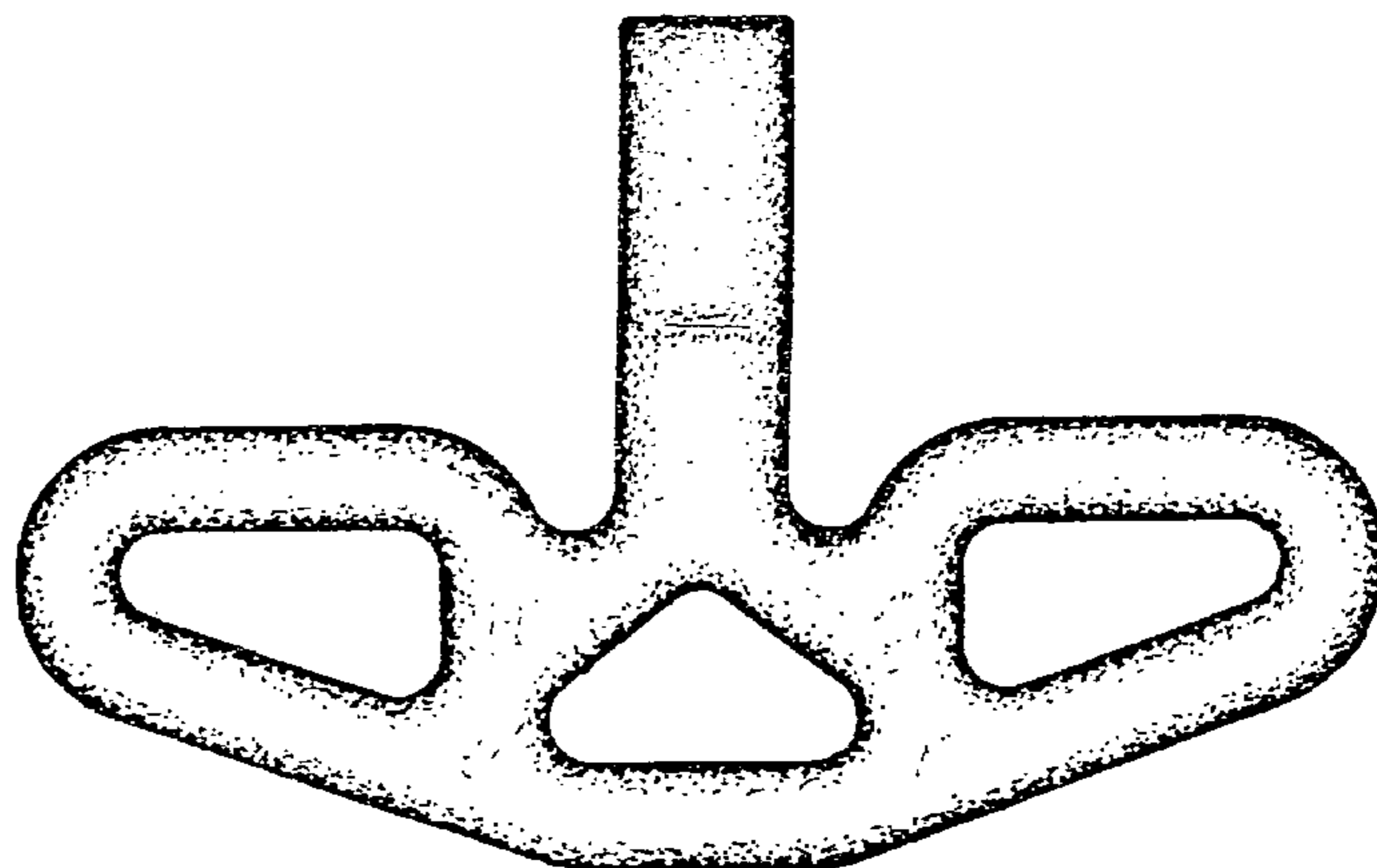
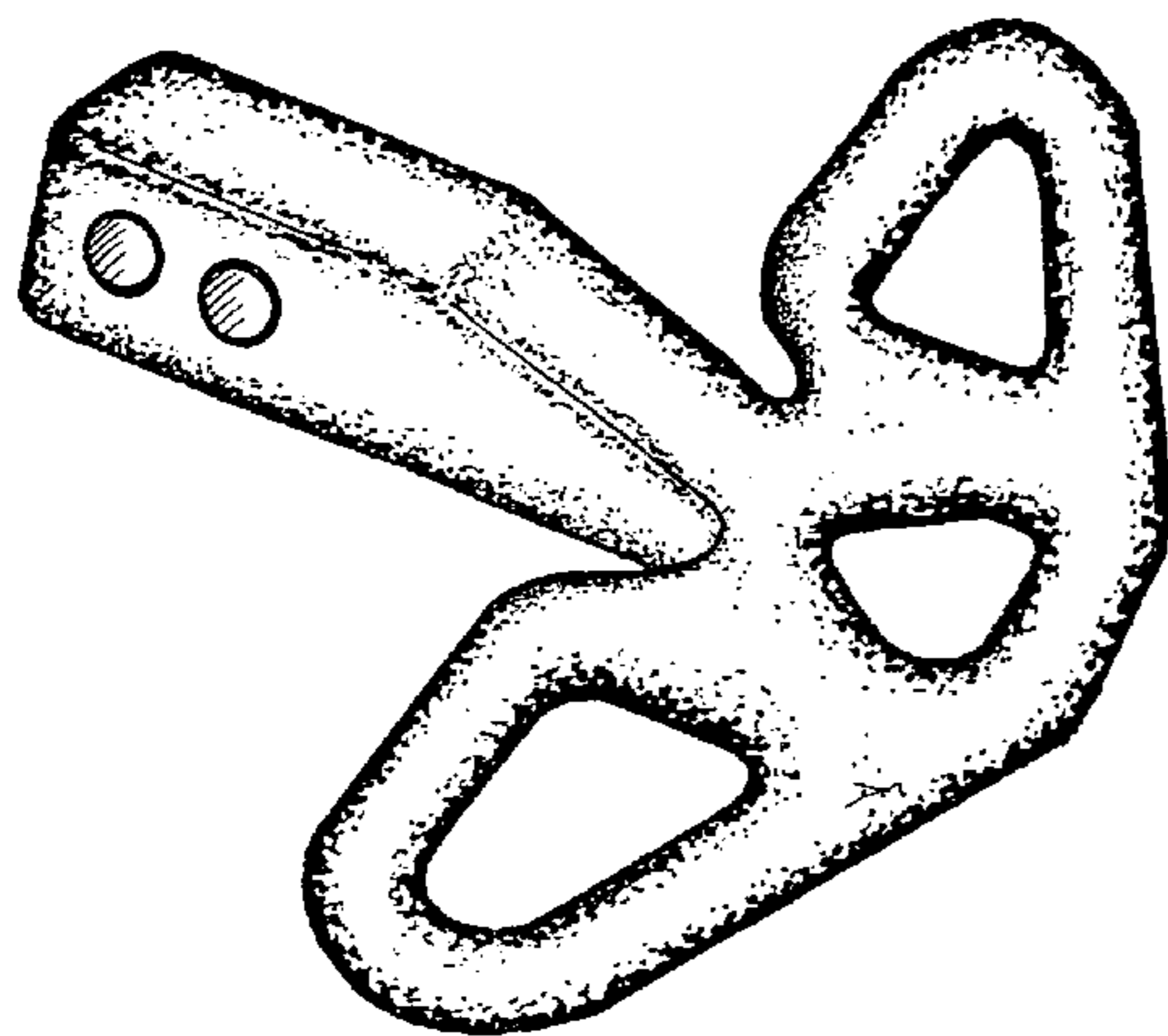
FIG. 2 is a top view thereof;

FIG. 3 is a front view thereof;

FIG. 4 is a side view thereof, the unshown opposite side being of identical appearance; and,

FIG. 5 is a bottom view thereof.

1 Claim, 2 Drawing Sheets



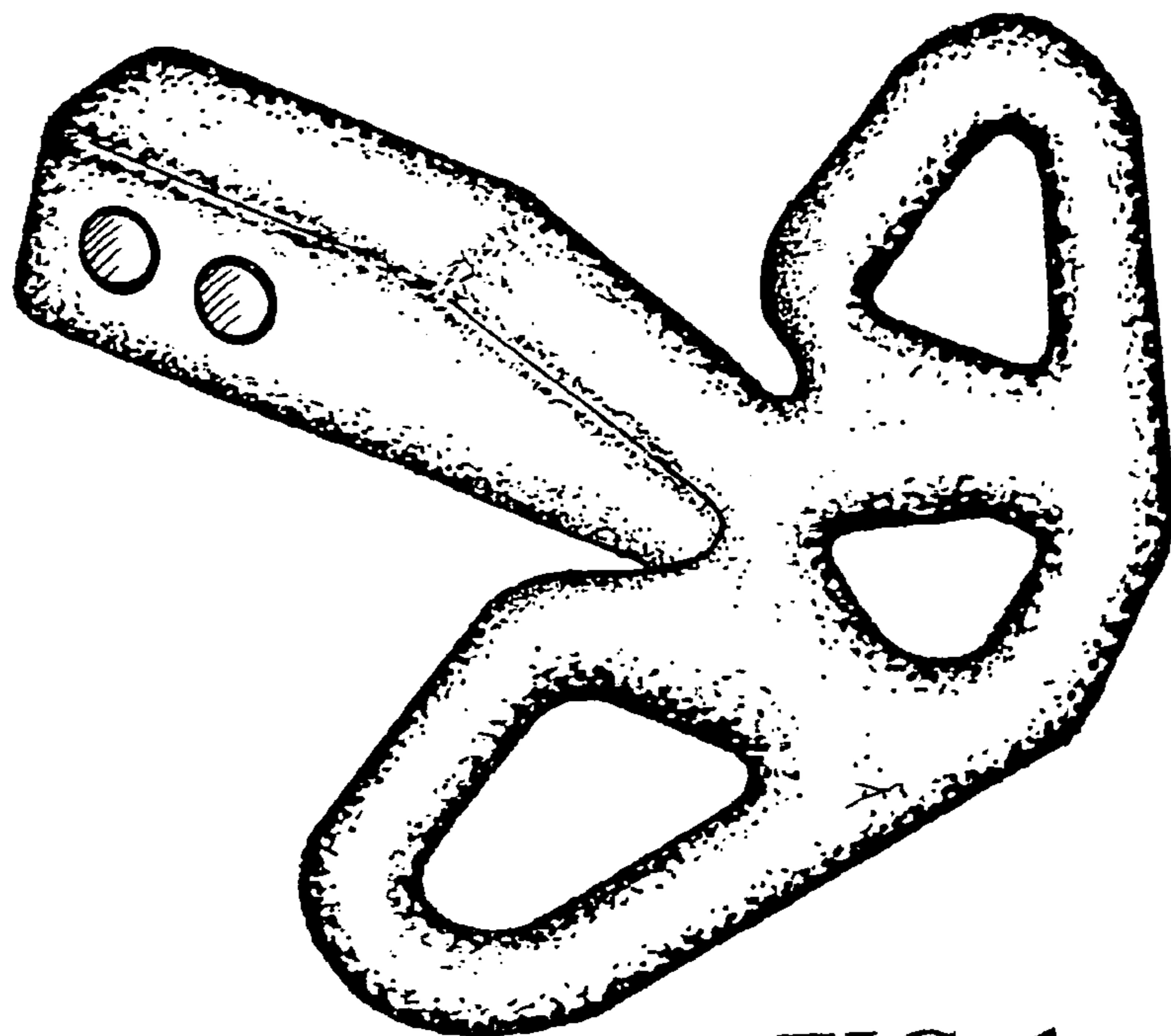


FIG. 1

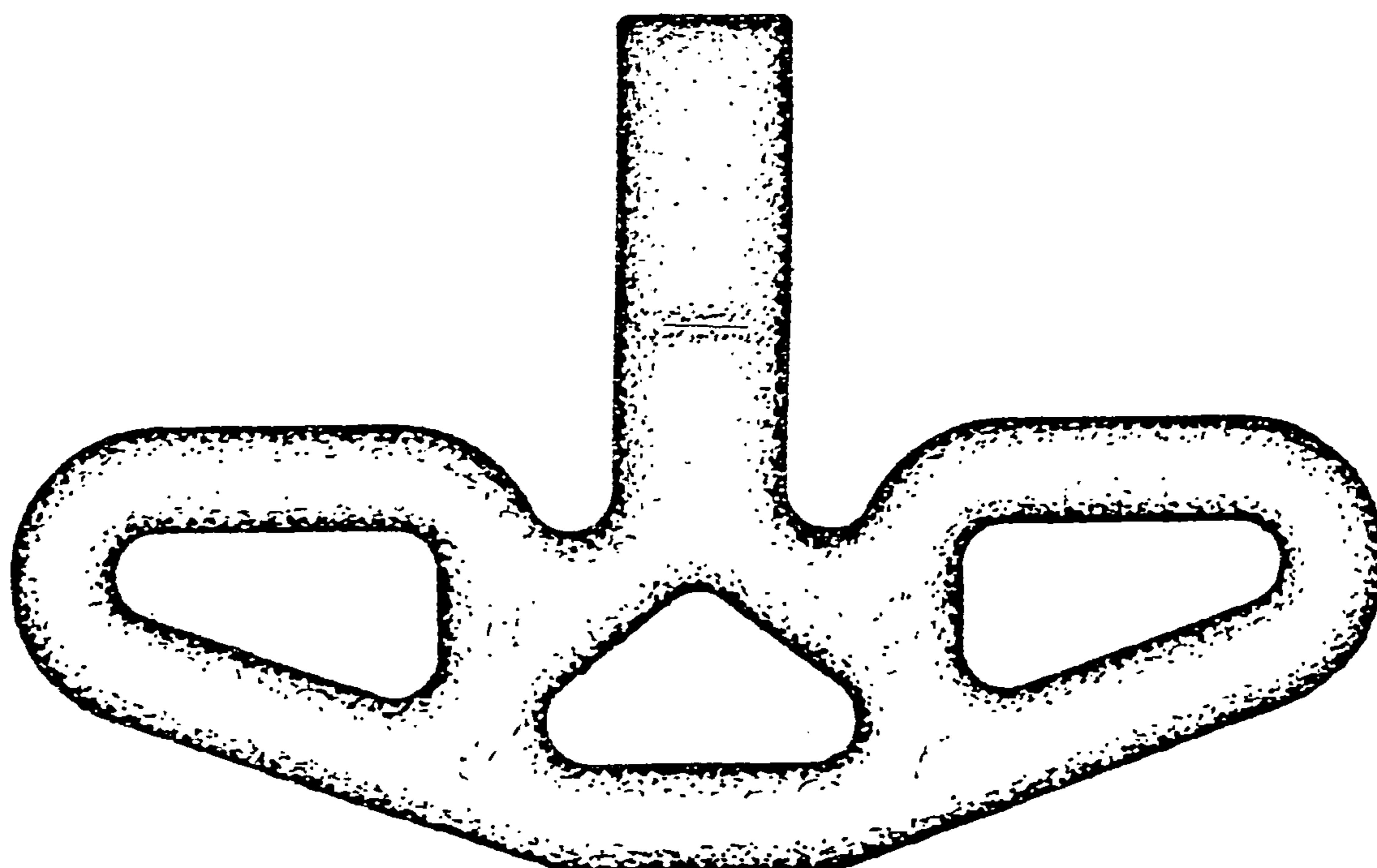


FIG. 2




FIG. 3




FIG. 4

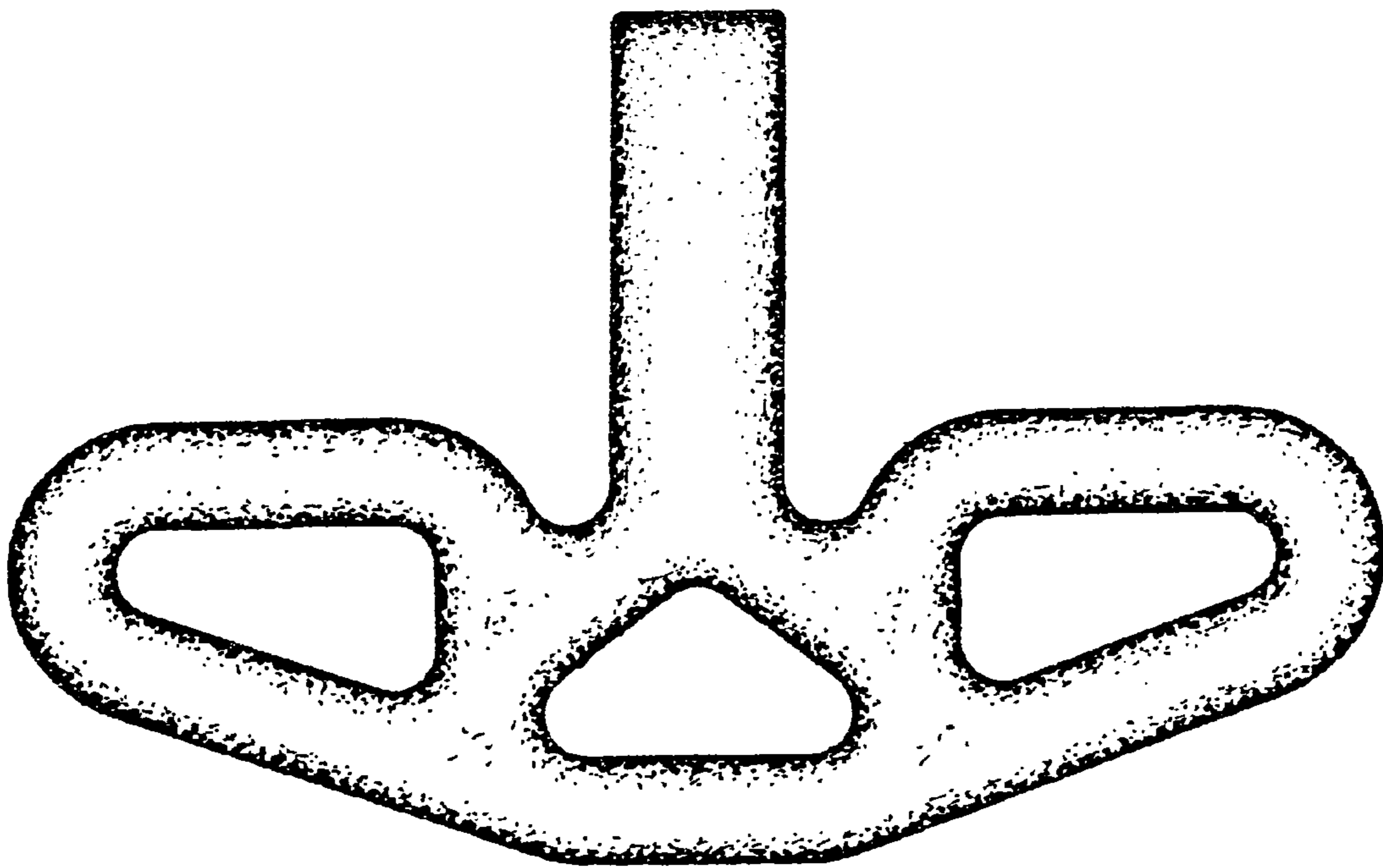


FIG. 5