



US00D594794S

(12) **United States Design Patent**
Nakajima

(10) **Patent No.:** **US D594,794 S**
(45) **Date of Patent:** **** Jun. 23, 2009**

(54) **FRONT BUMPER FOR AN AUTOMOBILE**

D586,705 S * 2/2009 Bauer et al. D12/169

(75) Inventor: **Yoshiharu Nakajima**, Aichi-ken (JP)

(73) Assignee: **Toyota Jidosha Kabushiki Kaisha** (JP)

(**) Term: **14 Years**

(21) Appl. No.: **29/326,531**

(22) Filed: **Oct. 20, 2008**

(51) **LOC (9) Cl.** **12-16**

(52) **U.S. Cl.** **D12/169**

(58) **Field of Classification Search** D12/169,
D12/196, 216, 90-92, 86; 180/68.1, 68.6,
180/180.1, 180.2; 293/102, 105, 112, 113,
293/115

See application file for complete search history.

(56) **References Cited**

U.S. PATENT DOCUMENTS

D527,319 S *	8/2006	Yakushi	D12/169
D539,710 S *	4/2007	Kouyama	D12/169
D546,251 S *	7/2007	Hamano	D12/169
D577,317 S *	9/2008	Tabata et al.	D12/169
D578,452 S *	10/2008	Tabata et al.	D12/169
D580,318 S *	11/2008	Gueler et al.	D12/169
D582,819 S *	12/2008	Miyazawa et al.	D12/169
D586,270 S *	2/2009	Suga et al.	D12/169

OTHER PUBLICATIONS

Brochure of Toyota Vitz, on or before Dec. 20, 2001, Toyota Jidosha Kabushiki Kaisha.

Photograph of Toyota Funcargo, "Automotive Guidebook", Oct. 22, 2003, Japan Automobile Manufacturers Association, Inc.

* cited by examiner

Primary Examiner—Melody N Brown

(74) *Attorney, Agent, or Firm*—SAIDMAN DesignLaw Group

(57) **CLAIM**

The ornamental design for a front bumper for an automobile, as shown and described.

DESCRIPTION

FIG. 1 is a perspective view of a front bumper for an automobile showing my new design;

FIG. 2 is a front view thereof;

FIG. 3 is a rear view thereof;

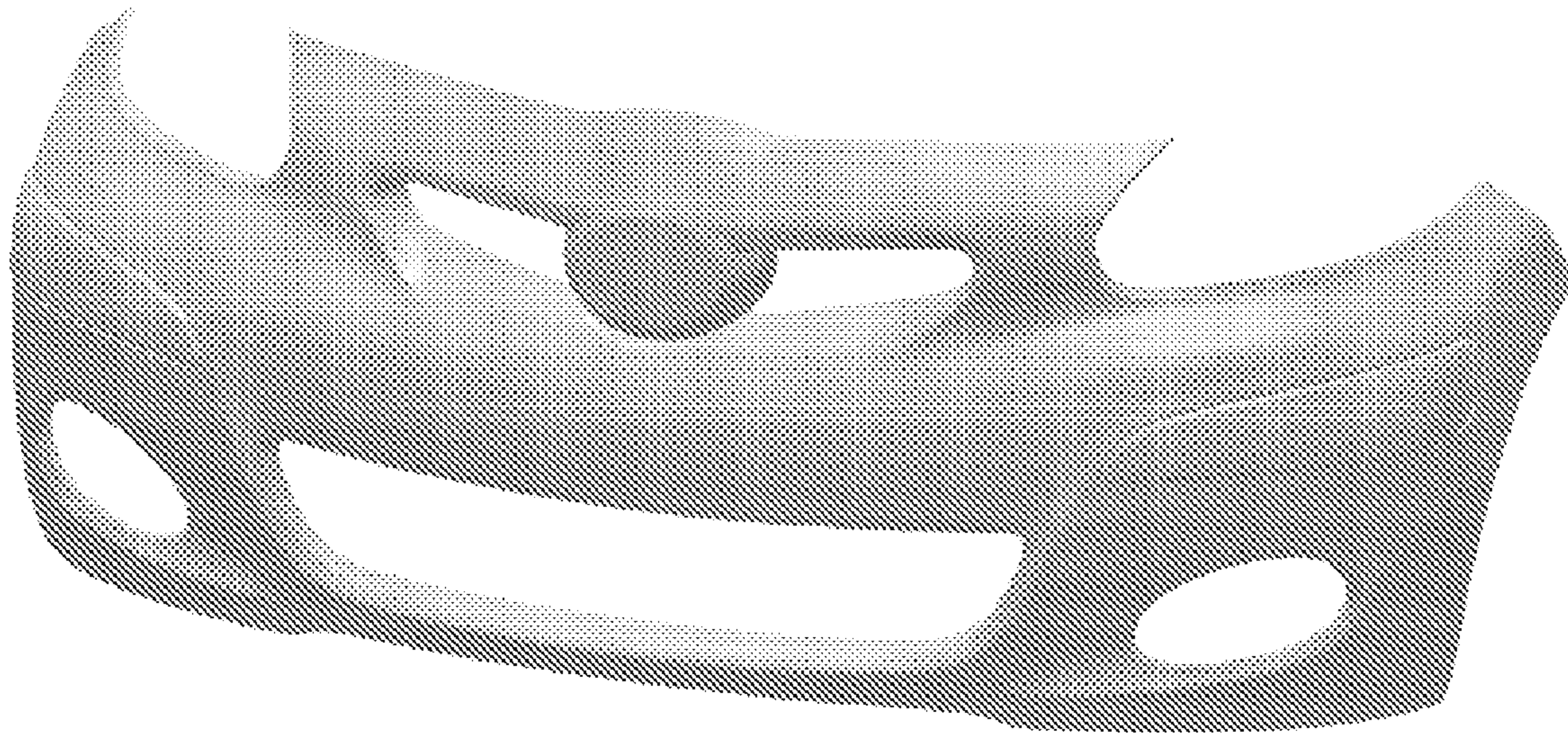
FIG. 4 is a top plan view thereof;

FIG. 5 is a bottom plan view thereof;

FIG. 6 is a right side view thereof; and,

FIG. 7 is a left side view thereof.

1 Claim, 2 Drawing Sheets



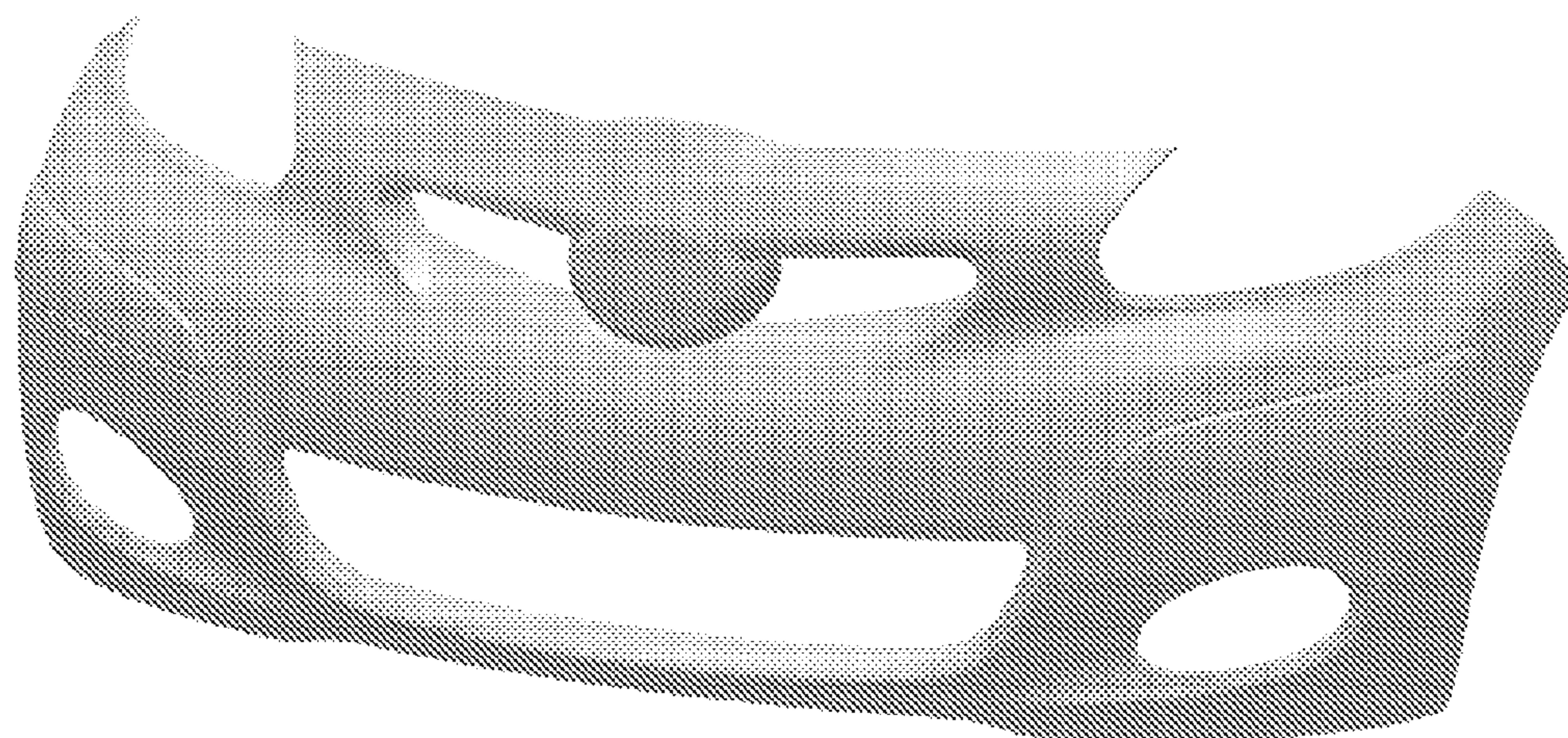


Fig. 1

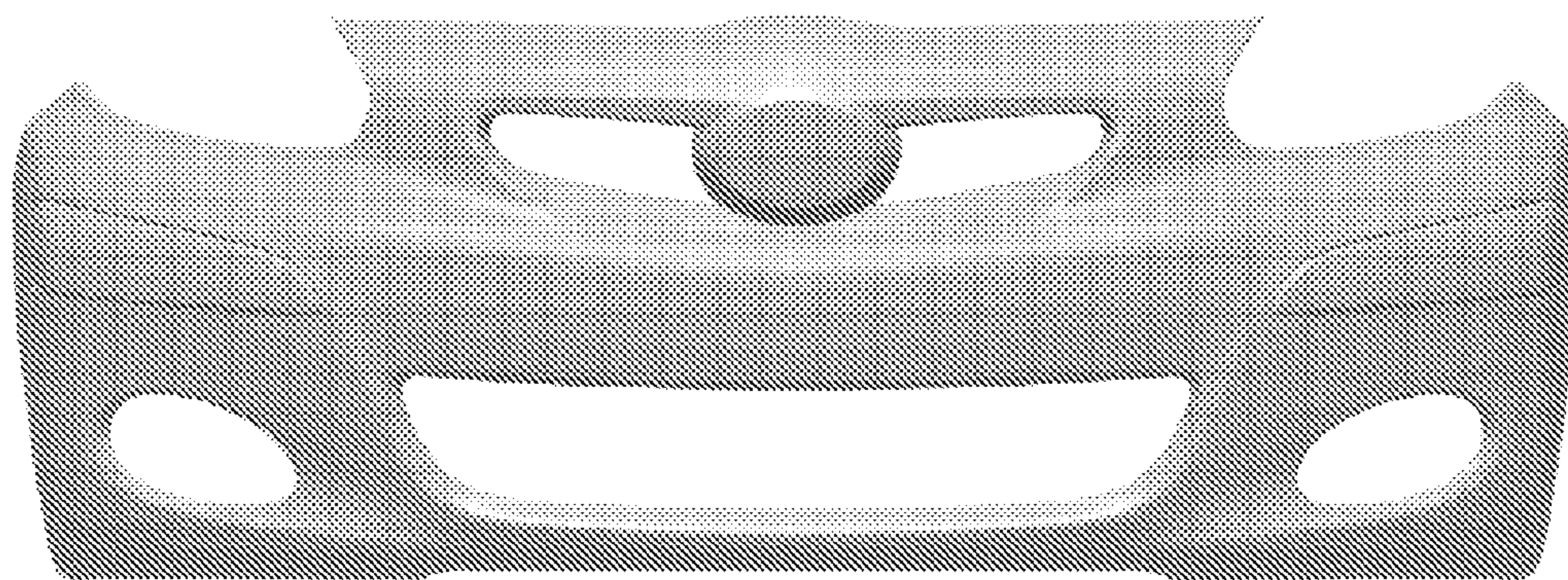


Fig. 2

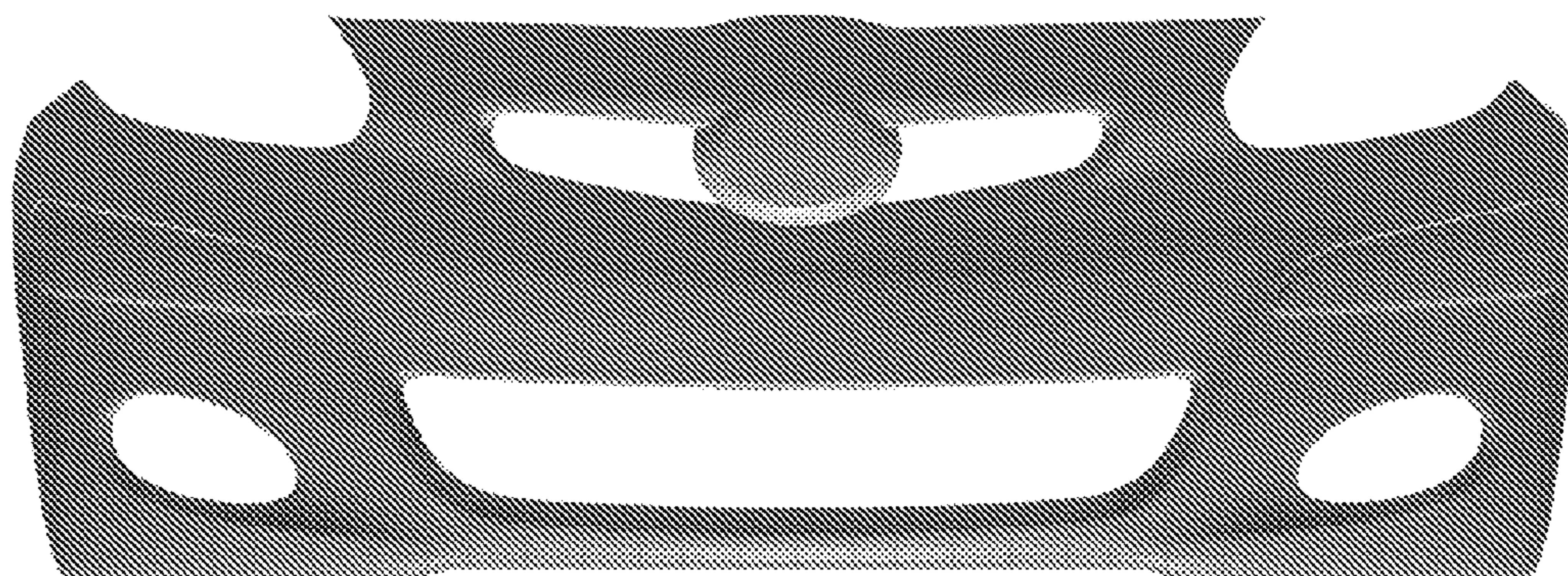


Fig. 3

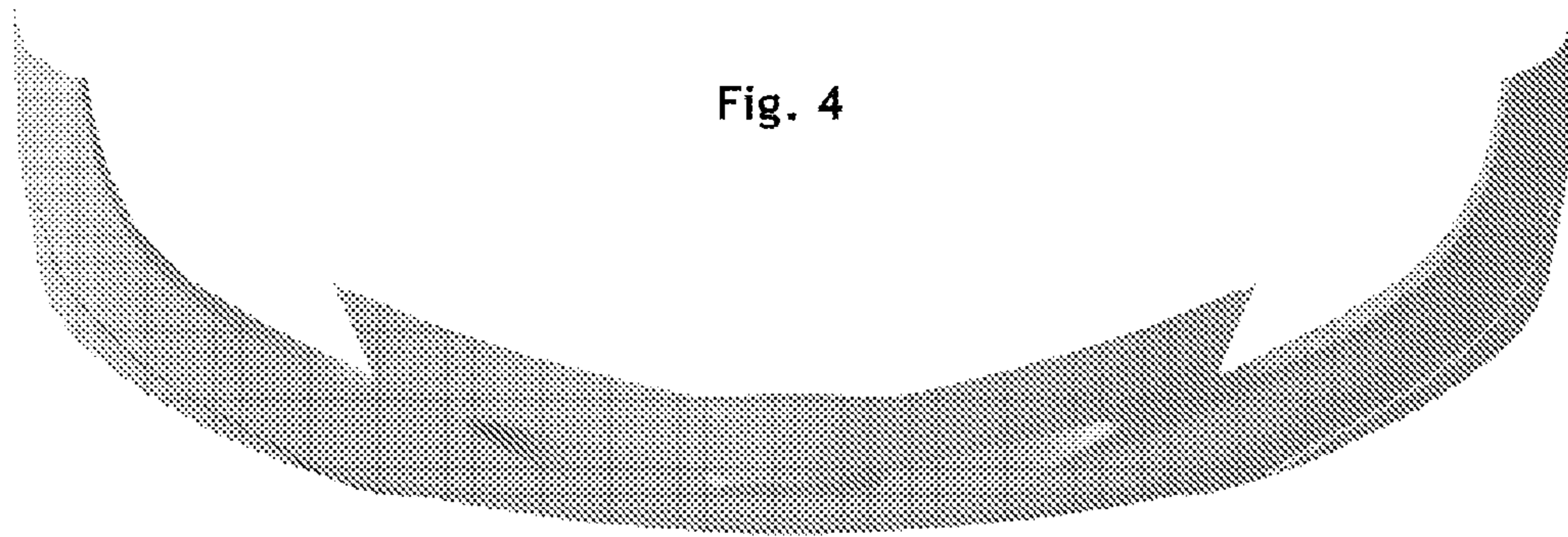


Fig. 4

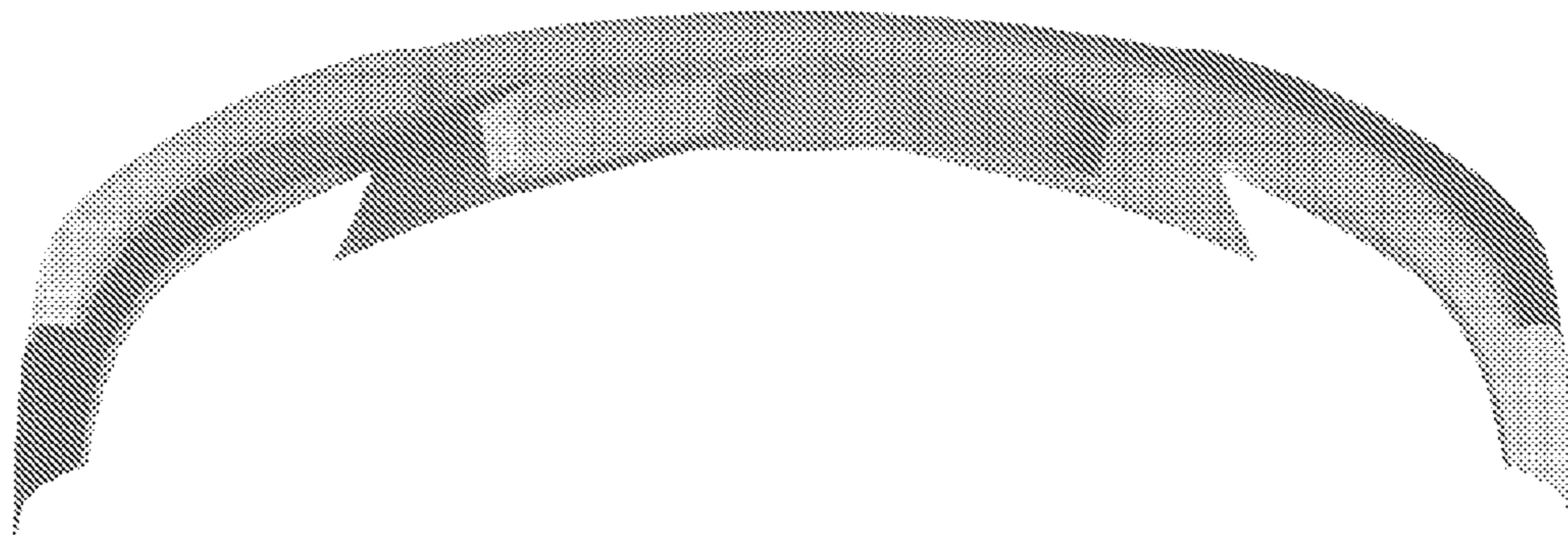


Fig. 5




Fig. 6




Fig. 7