



US00D594781S

(12) **United States Design Patent**
Wang et al.

(10) **Patent No.:** **US D594,781 S**
(45) **Date of Patent:** **** Jun. 23, 2009**

(54) **CAR**
(75) Inventors: **ChuanFu Wang**, Shenzhen (CN); **YuBo Lian**, Shenzhen (CN); **Xin Tan**, Shenzhen (CN)

D519,880 S * 5/2006 Hiruta et al. D12/91
D525,562 S * 7/2006 Yagi et al. D12/91
D563,833 S * 3/2008 Suga et al. D12/91
D572,628 S * 7/2008 Nakajima D12/90

(73) Assignee: **BYD Company Limited**, Pingshan, Longgang, Shenzhen (CN)

* cited by examiner

Primary Examiner—Melody N Brown

(74) *Attorney, Agent, or Firm*—Greenberg Traurig, LLP

(**) Term: **14 Years**

(21) Appl. No.: **29/326,987**

(57) **CLAIM**

(22) Filed: **Oct. 28, 2008**

The ornamental design for a car, substantially as shown and described.

(30) **Foreign Application Priority Data**

DESCRIPTION

Jun. 3, 2008 (CN) 2008 3 0103985

FIG. 1 is a front view of a car in accordance with the present design;

(51) **LOC (9) Cl.** **12-08**

FIG. 2 is a rear view of the car;

(52) **U.S. Cl.** **D12/91**

FIG. 3 is a right side view of the car;

(58) **Field of Classification Search** D12/86, D12/90-92; 296/181.1, 181.5

FIG. 4 is a top plan view of the car;

See application file for complete search history.

FIG. 5 is a front perspective view of the car; and,

(56) **References Cited**

FIG. 6 is a rear perspective view of the car.

U.S. PATENT DOCUMENTS

D504,639 S * 5/2005 Oishi et al. D12/91

1 Claim, 4 Drawing Sheets





FIG. 1

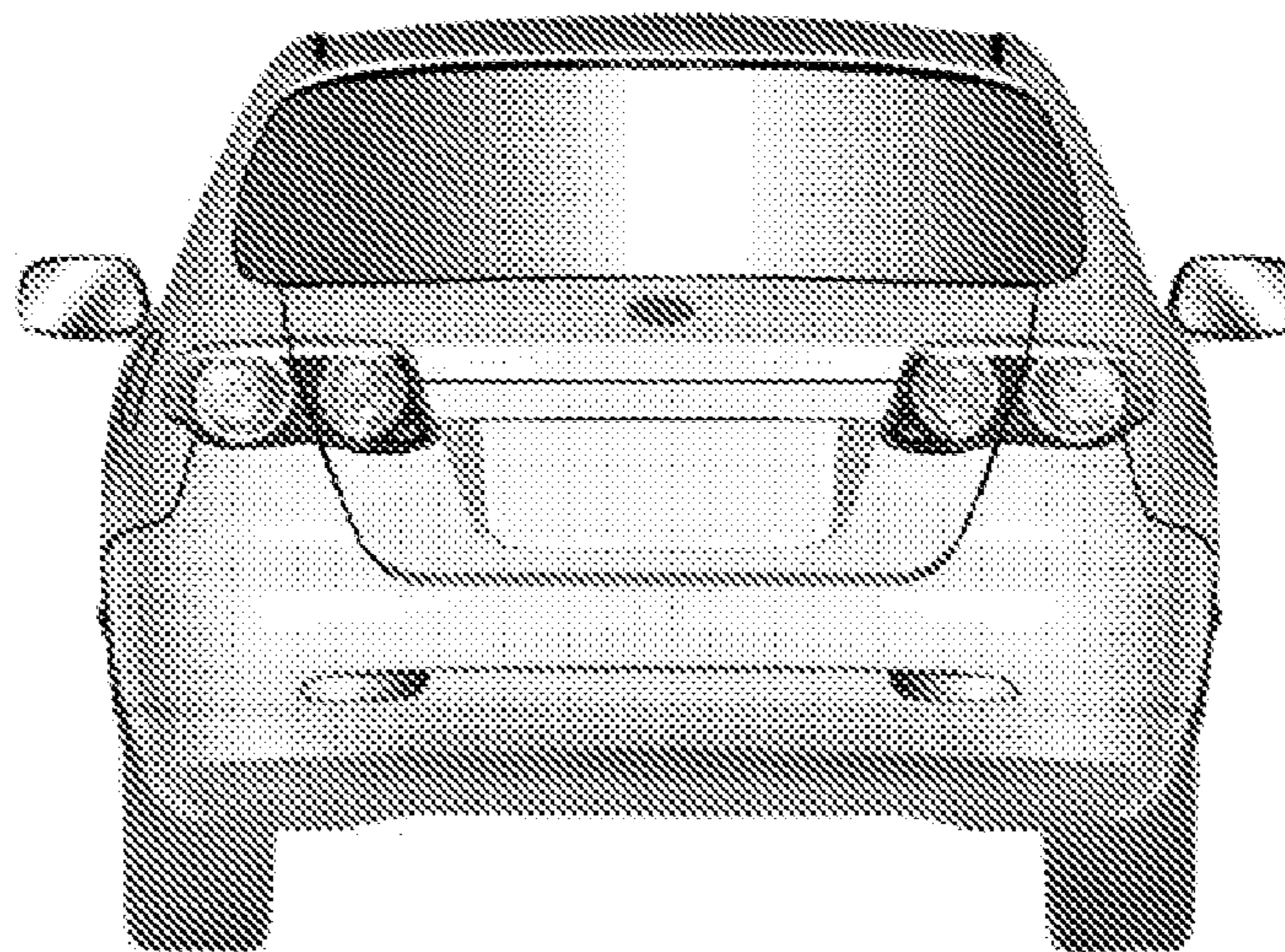


FIG. 2

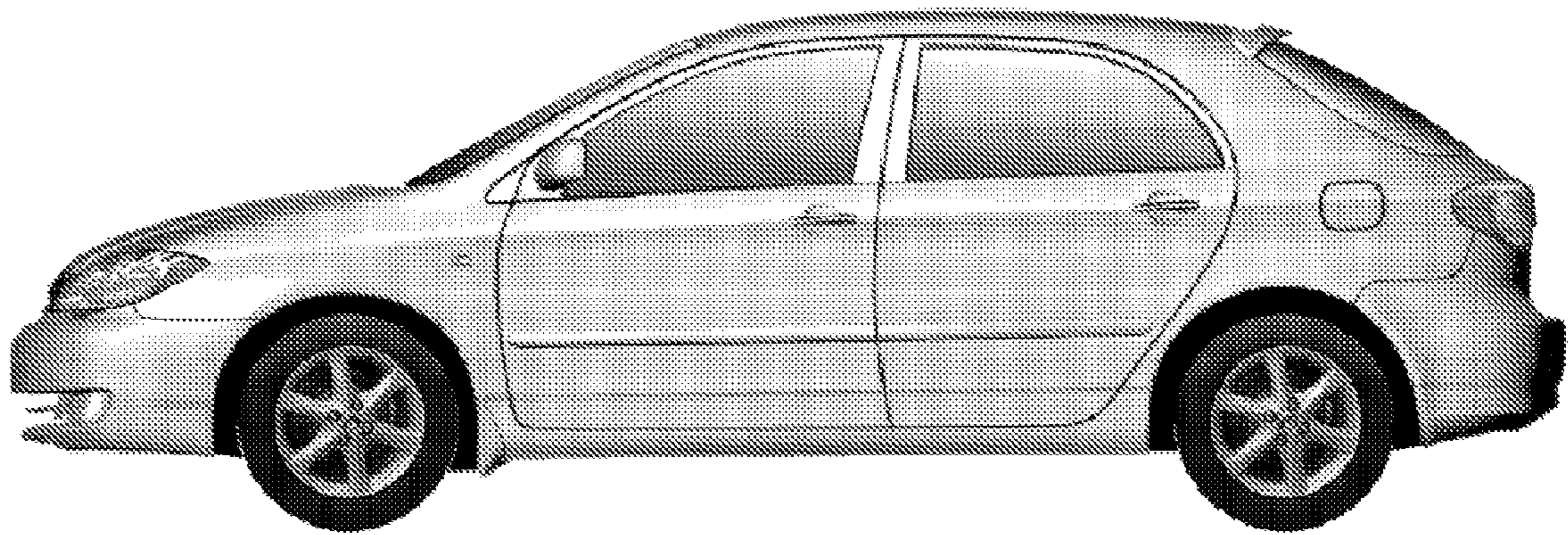


FIG. 3

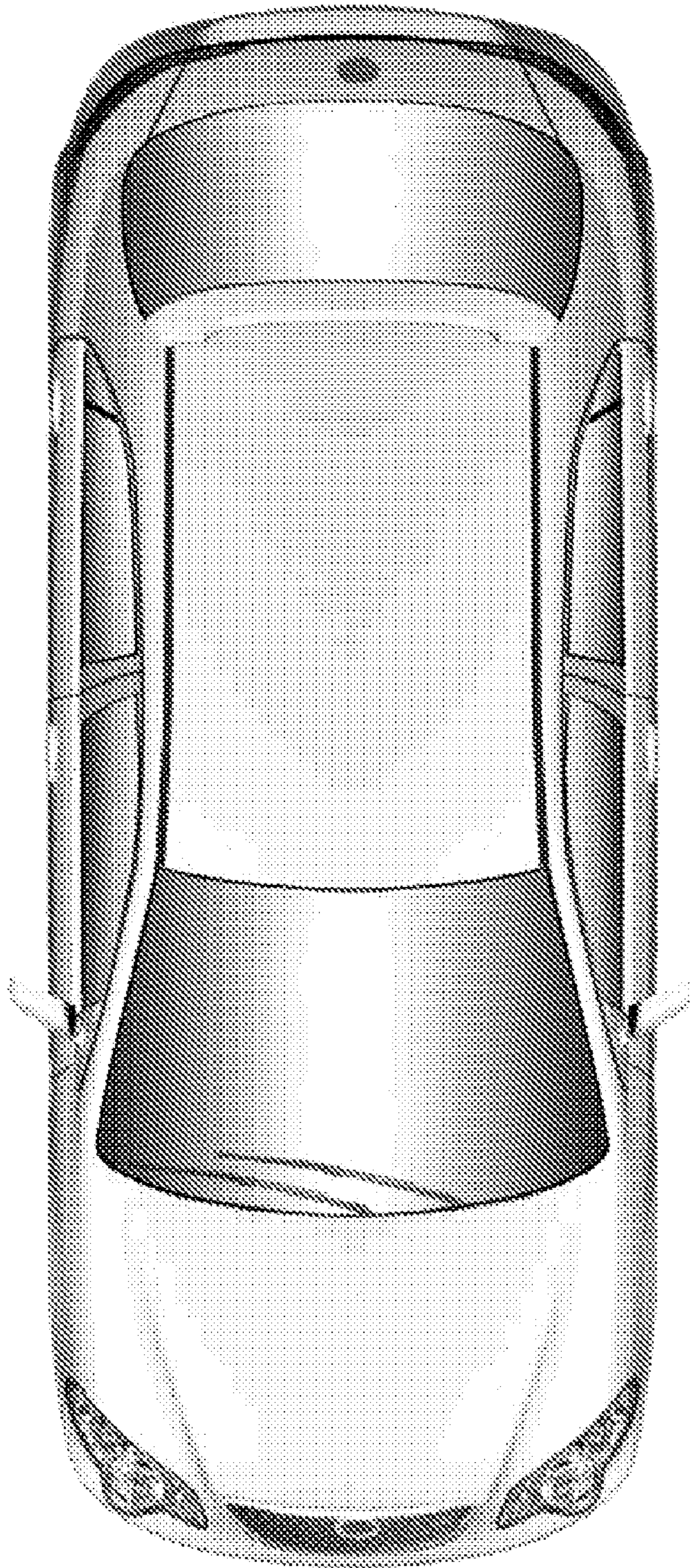


FIG.4



FIG. 5




FIG. 6