

US00D594765S

(12) **United States Design Patent**
Rieseler

(10) **Patent No.:** **US D594,765 S**

(45) **Date of Patent:** **** Jun. 23, 2009**

(54) **WRIST WATCH**

(75) Inventor: **Henning Rieseler, Zell am See (AT)**

(73) Assignee: **Porsche Lizenz- und
Handelsgesellschaft mbH & Co. KG,
Bietigheim-Bissingen (DE)**

(**) Term: **14 Years**

(21) Appl. No.: **29/270,533**

(22) Filed: **Dec. 28, 2006**

(30) **Foreign Application Priority Data**

Jun. 29, 2006	(EM)	000555206-0001-0002
Jun. 29, 2006	(EM)	000555248-0001-0002
Jun. 29, 2006	(EM)	000555255-0001-0002
Jun. 29, 2006	(EM)	000555370-0001-0002

(51) **LOC (9) Cl.** **10-02**

(52) **U.S. Cl.** **D10/39**

(58) **Field of Classification Search** D10/30-39,
D10/122-126; 368/276, 281, 282, 285, 21,
368/80, 223, 228, 232, 28

See application file for complete search history.

(56) **References Cited**

U.S. PATENT DOCUMENTS

D178,091	S	*	6/1956	Sparks	D10/39
3,503,203	A	*	3/1970	Gruner et al.	368/21
D329,612	S	*	9/1992	Hysek	D10/39
D340,872	S	*	11/1993	Schwarz	D10/39
5,282,179	A	*	1/1994	Vuilleumier	368/28
D350,288	S	*	9/1994	Giardiello	D10/30
D358,101	S	*	5/1995	Scheufele	D10/32
5,473,580	A	*	12/1995	Gilomen et al.	368/28
D365,772	S	*	1/1996	Wunderman	D10/32
D368,229	S	*	3/1996	Crocco	D10/30
D373,957	S	*	9/1996	Mareschal	D10/30
D413,071	S	*	8/1999	Fichter	D10/39
D423,951	S	*	5/2000	Fichter	D10/39
D430,809	S	*	9/2000	Polenberg	D10/39
D447,063	S	*	8/2001	Scheufele	D10/30
D447,065	S	*	8/2001	Baumann	D10/39
D447,705	S	*	9/2001	Scheufele	D10/39
6,310,835	B1	*	10/2001	Mantoan et al.	368/69
D474,118	S	*	5/2003	Monachon	D10/32

D486,078	S	*	2/2004	de Baschmakoff	D10/39
D502,411	S	*	3/2005	Sabarthes et al.	D10/39
D508,416	S	*	8/2005	Tang	D10/30
D517,432	S	*	3/2006	Laucella	D10/39
D520,384	S	*	5/2006	Scheufele	D10/39
D553,534	S	*	10/2007	d'Origny et al.	D10/124
D573,899	S	*	7/2008	Kuchler	D10/32
D573,900	S	*	7/2008	Kuchler	D10/32

* cited by examiner

Primary Examiner—Lucy Lieberman

(74) *Attorney, Agent, or Firm*—RatnerPrestia

(57) **CLAIM**

The ornamental design for a wrist watch, as shown and described.

DESCRIPTION

FIG. 1 is a front view of a first embodiment of a wrist watch according to my novel design;

FIG. 2 is a rear view thereof; and

FIG. 3 is an expanded front view thereof, providing a possible environment.

FIG. 4 is a front view of a second embodiment of the wrist watch according to my novel design;

FIG. 5 is a rear view thereof; and

FIG. 6 is an expanded front view thereof, providing a possible environment.

FIG. 7 is a right side view of the first and second embodiments of the wrist watch according to my novel design.

FIG. 8 is a bottom view of the first and second embodiments of the wrist watch according to my novel design.

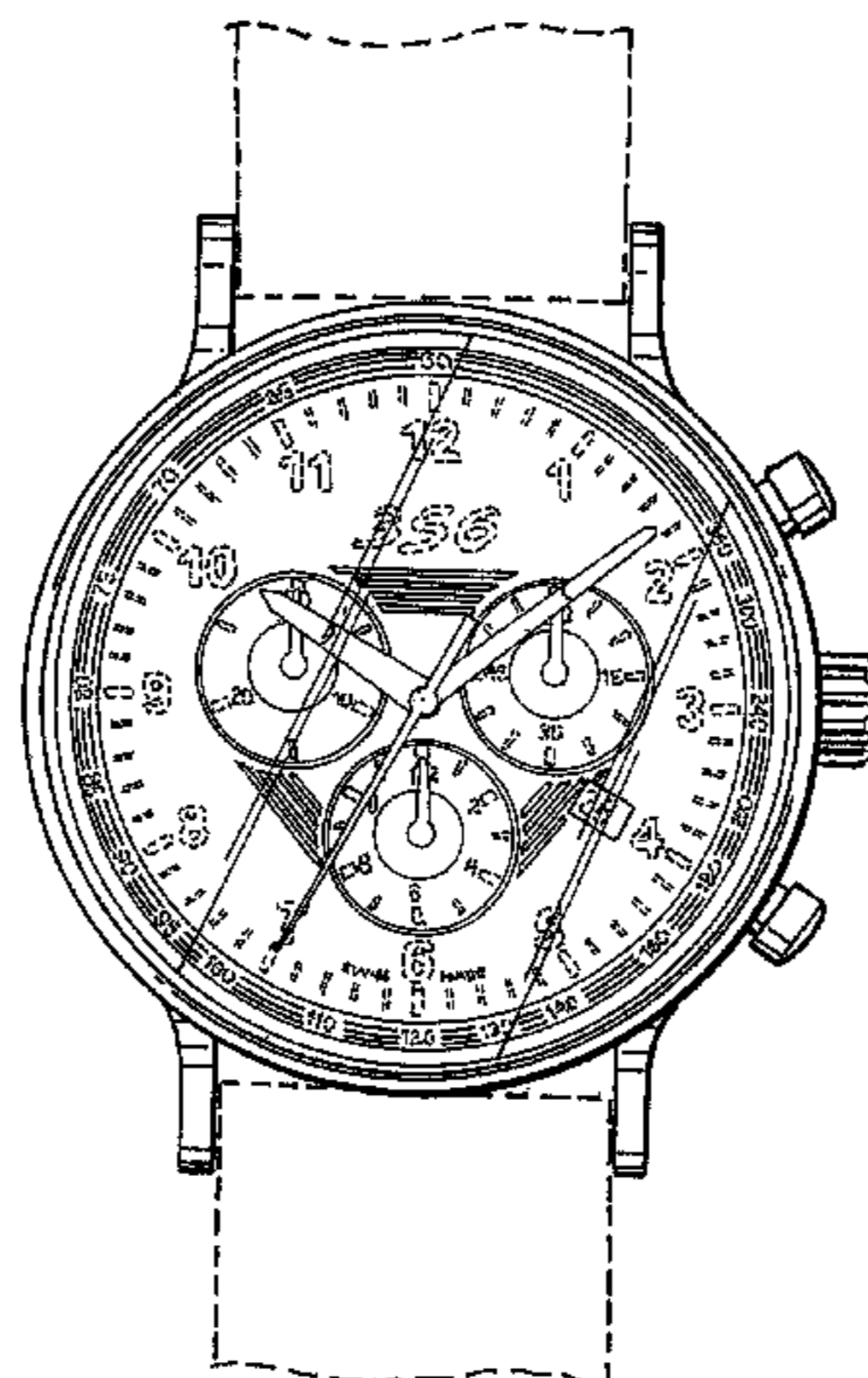
FIG. 9 is a left side view of the first and second embodiments of the wrist watch according to my novel design; and,

FIG. 10 is a top view of the first and second embodiments of the wrist watch according to my novel design.

The broken lines are for illustrative purposes only and form no part of the claimed design.

FIGS. 3 and 6 in the drawings are shown on a reduced scale.

1 Claim, 8 Drawing Sheets






FIG. 1

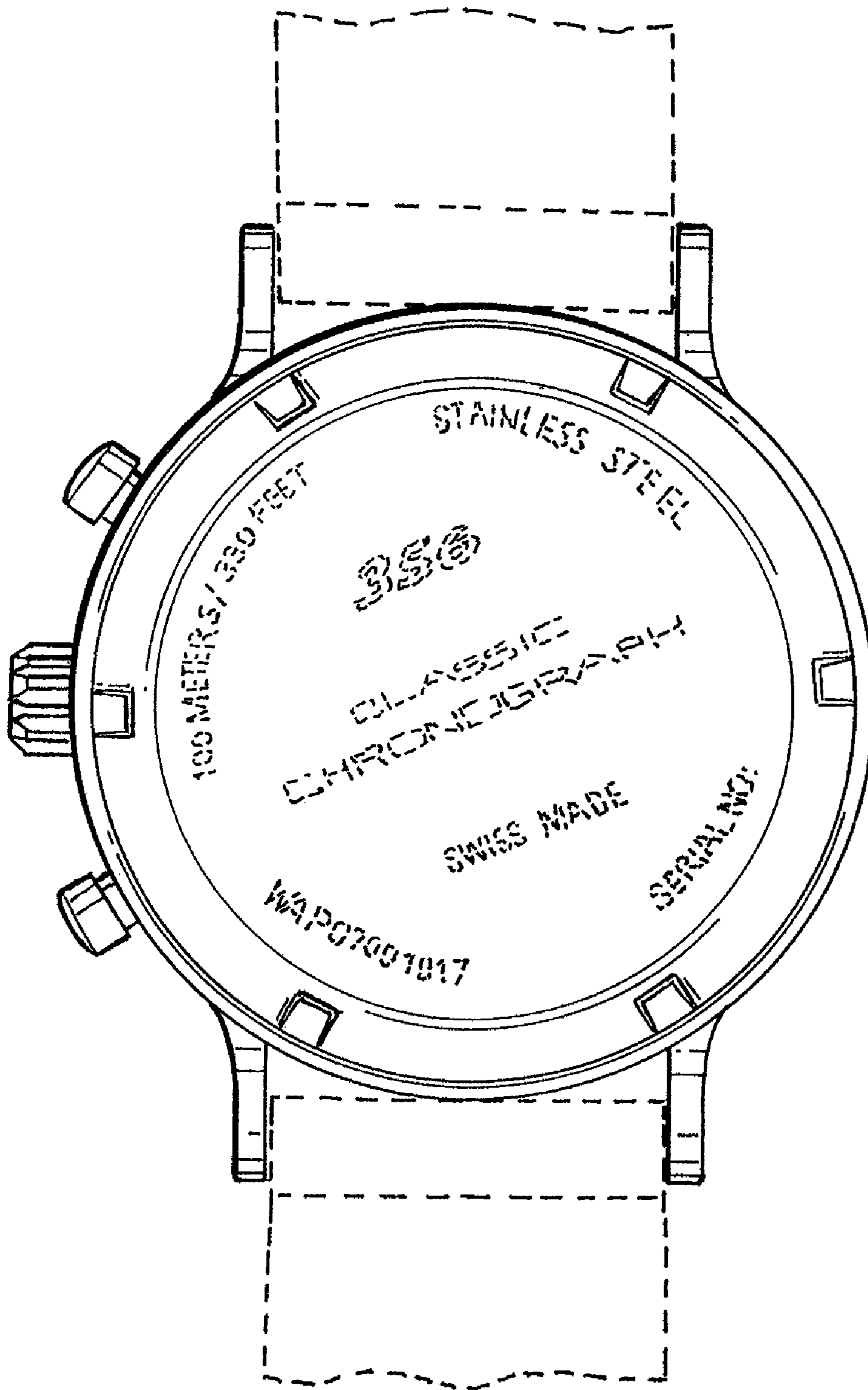


FIG. 2

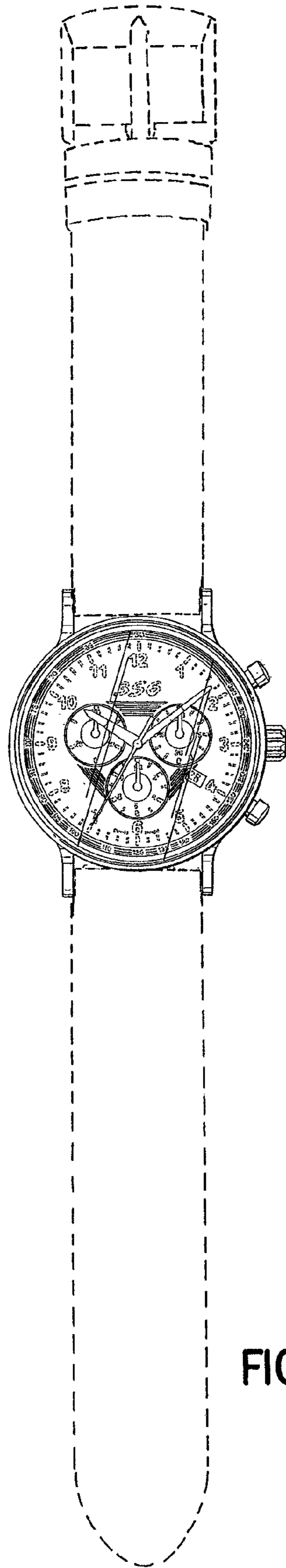


FIG. 3



FIG. 4

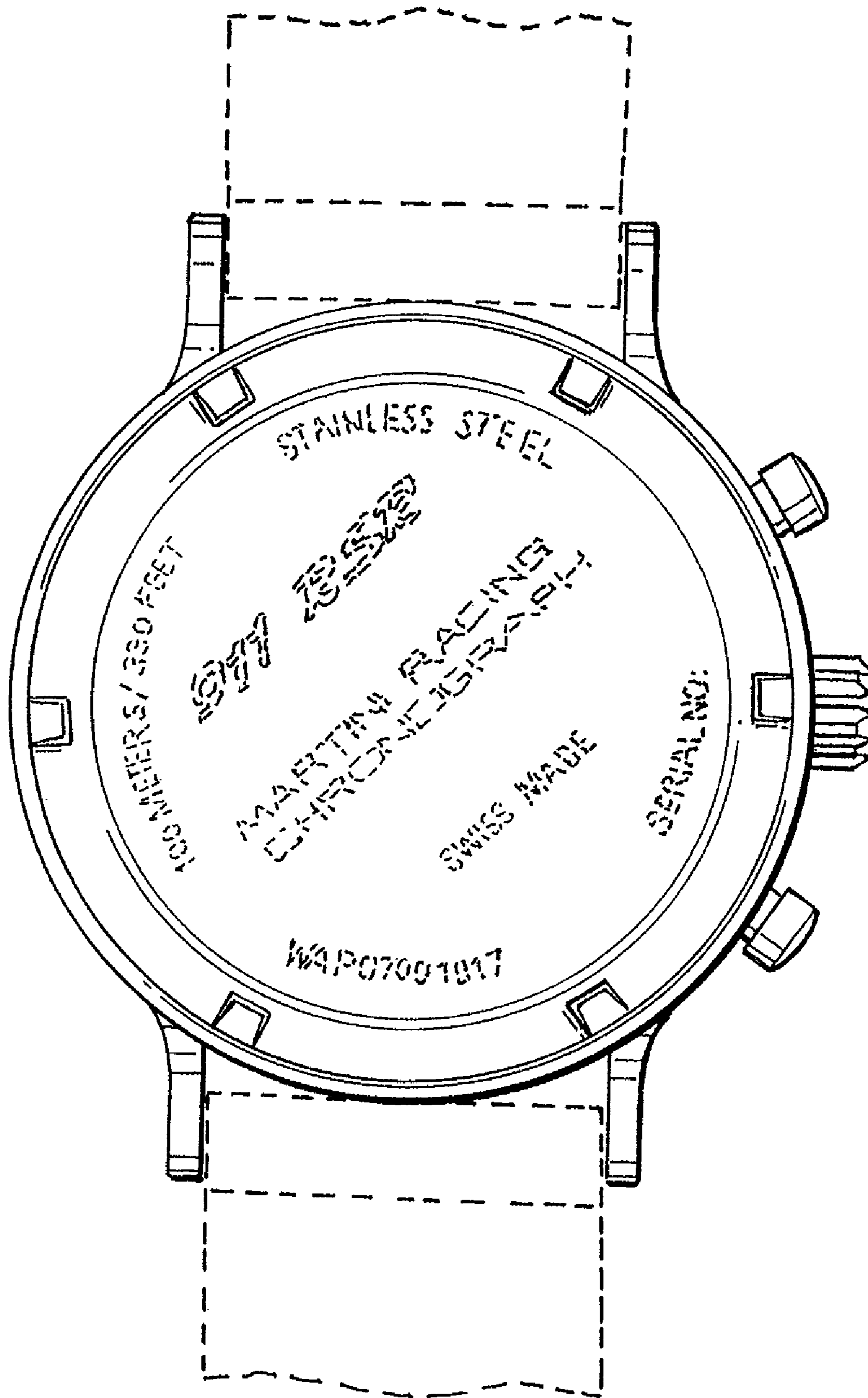


FIG. 5

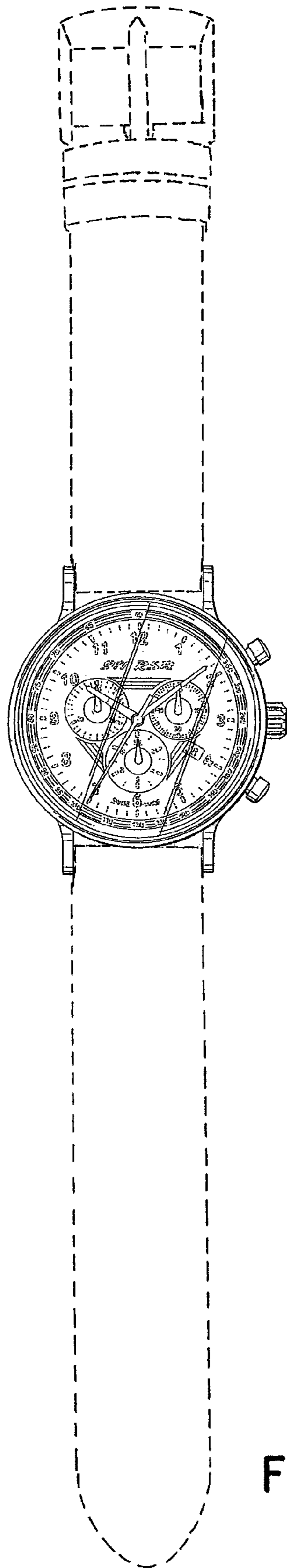


FIG. 6

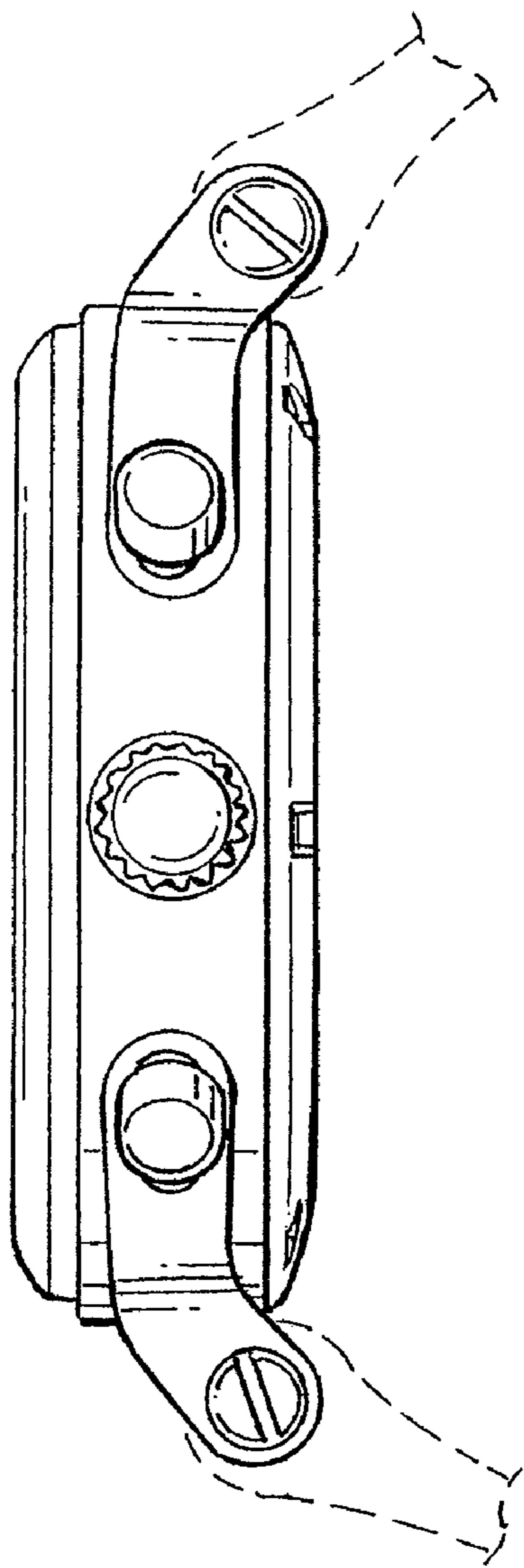


FIG. 7

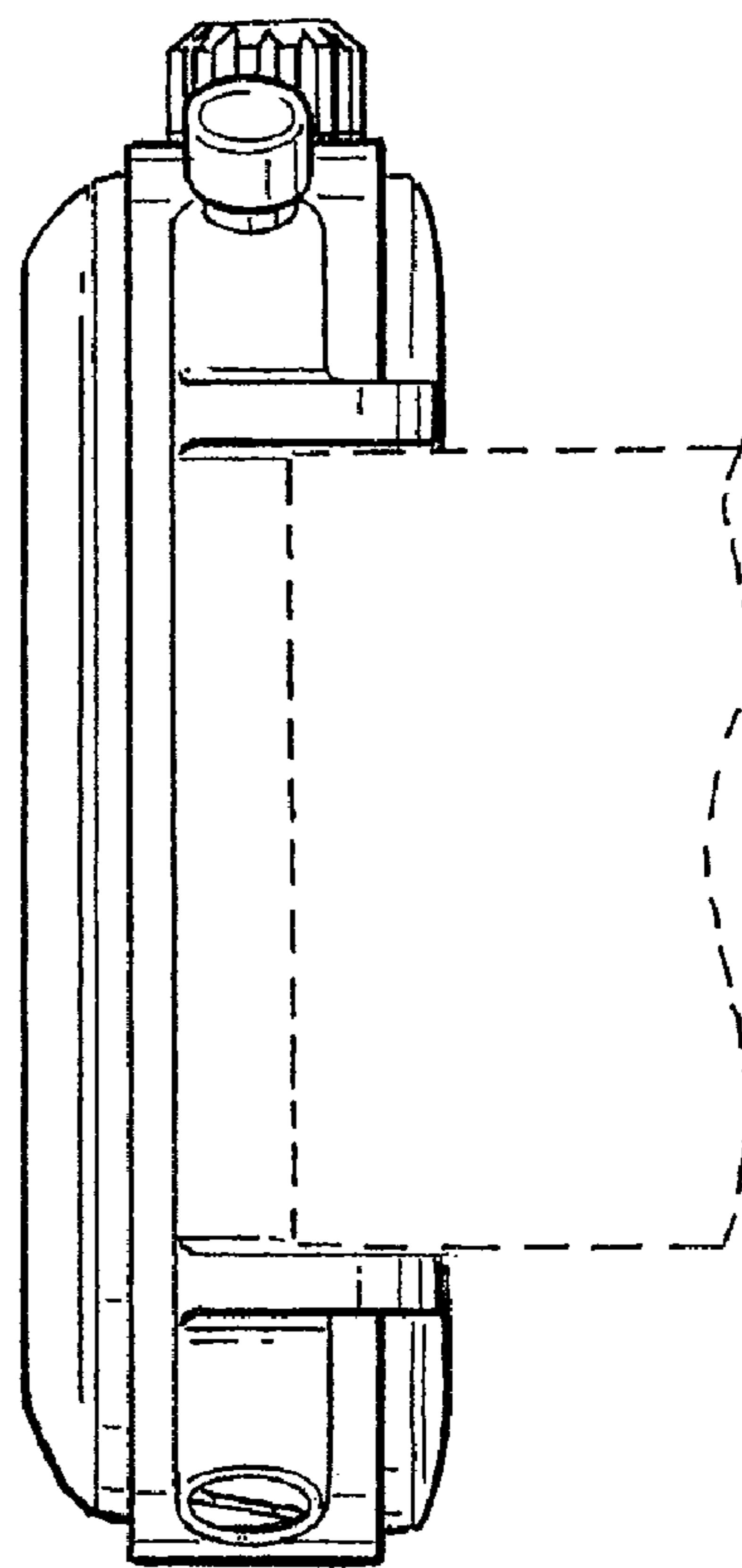


FIG. 8

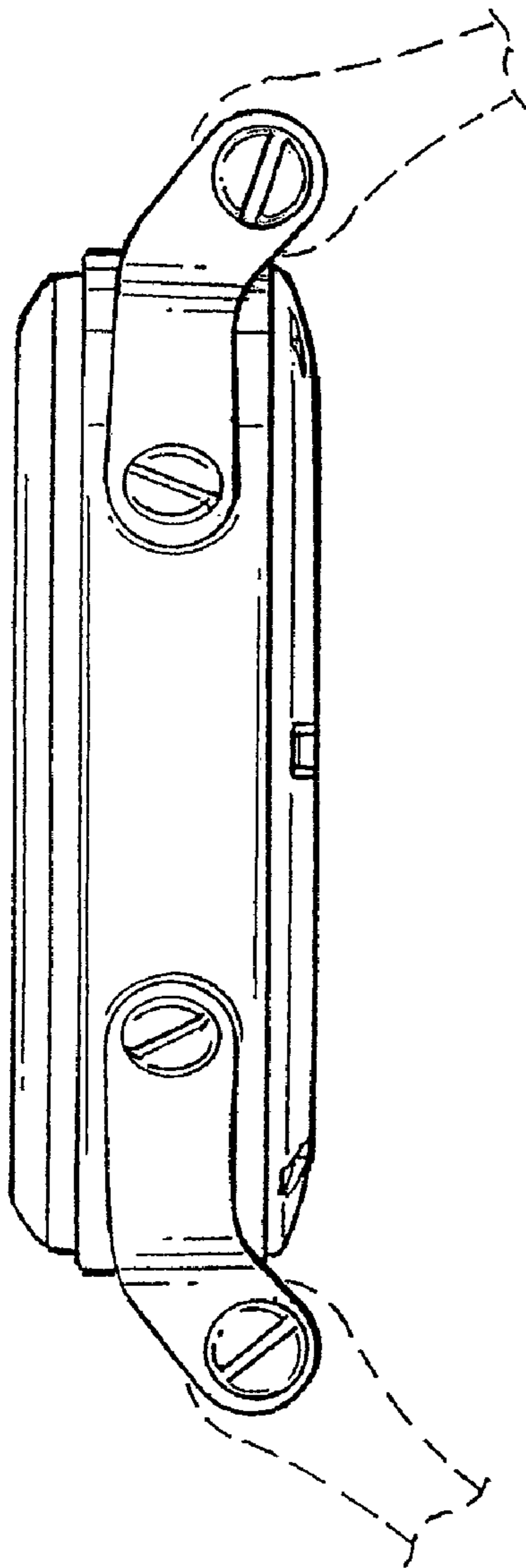


FIG. 9

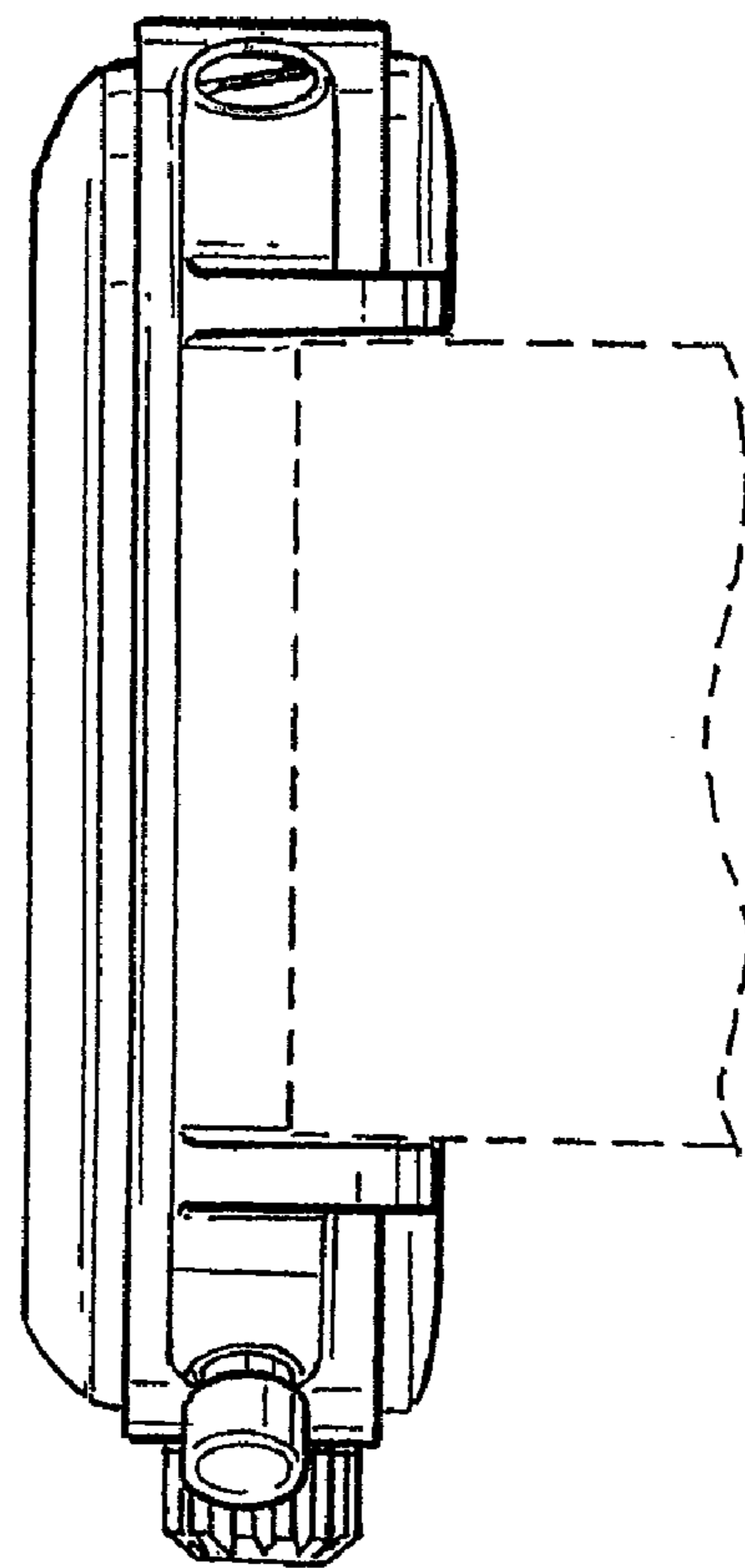


FIG. 10