



US00D594764S

(12) **United States Design Patent**
Ahlström

(10) **Patent No.:** **US D594,764 S**
(45) **Date of Patent:** **** Jun. 23, 2009**

(54) **COMBINED CASE FOR WRIST COMPUTER
OR WRISTWATCH AND BAND FOR USE
THEREWITH**

(75) Inventor: **Mikko Tuomas Ahlström, Helsinki (FI)**

(73) Assignee: **Suunto Oy, Vantaa (FI)**

(**) Term: **14 Years**

(21) Appl. No.: **29/250,403**

(22) Filed: **Nov. 13, 2006**

(30) **Foreign Application Priority Data**

May 12, 2006 (EM) 000528005

(51) **LOC (9) Cl.** **10-02**

(52) **U.S. Cl.** **D10/32; D10/31**

(58) **Field of Classification Search** D10/30-39,
D10/122-126, 102, 97; 368/276, 281, 282,
368/285, 223, 239-242, 82-84, 10; D11/3;
D14/344; 377/49; 702/160

See application file for complete search history.

(56) **References Cited**

U.S. PATENT DOCUMENTS

2,763,122	A *	9/1956	Hayes	368/278
4,100,401	A *	7/1978	Tutt et al.	377/49
4,101,071	A *	7/1978	Brejnik et al.	377/49
4,525,074	A *	6/1985	Murakami	368/10
D286,754	S *	11/1986	Manfredi	D10/39
4,855,942	A *	8/1989	Bianco	702/160
D323,787	S *	2/1992	Moorman	D10/97
D327,441	S *	6/1992	Yamamoto et al.	D10/38
D331,020	S *	11/1992	Ishii et al.	D10/31
D355,615	S *	2/1995	Atagi	D10/39
D364,822	S *	12/1995	Sakai et al.	D10/39
D366,036	S *	1/1996	Houlihan	D14/344
D387,682	S *	12/1997	Luscher	D10/32
D399,757	S *	10/1998	Riley et al.	D10/30
D399,758	S *	10/1998	Mendoza	D10/30
5,943,299	A *	8/1999	Genta	368/28
D427,915	S *	7/2000	Erediano	D10/30
D438,812	S *	3/2001	Bert	D11/3

D450,600	S *	11/2001	Scarinzi	D10/32
D460,921	S *	7/2002	Helleu	D10/32
D461,726	S *	8/2002	Jamin	D10/32
6,513,532	B2 *	2/2003	Mault et al.	600/595
D473,474	S *	4/2003	Wunderman	D10/32
D474,983	S *	5/2003	Wunderman	D10/32
D509,216	S *	9/2005	Yamamoto et al.	D14/344
D542,155	S *	5/2007	Yamamoto et al.	D10/31
D546,710	S *	7/2007	Watanabe et al.	D10/31

* cited by examiner

Primary Examiner—Lucy Lieberman

(74) *Attorney, Agent, or Firm*—Cozen O'Connor

(57) **CLAIM**

I claim the ornamental design for a combined case for wrist computer or wristwatch and band for use therewith, as shown and described.

DESCRIPTION

FIG. 1 illustrates a front view of a combined case for wrist computer or wristwatch and band for use therewith showing my new design;

FIG. 2 illustrates a perspective view of a combined case for wrist computer or wristwatch and band for use therewith showing my new design;

FIG. 3 illustrates a side view of a combined case for wrist computer or wristwatch and band for use therewith showing my new design;


FIG. 4 illustrates a rear view of a combined case for wrist computer or wristwatch and band for use therewith showing my new design;

FIG. 5 illustrates a bottom view of a combined case for wrist computer or wristwatch and band for use therewith showing my new design; and,

FIG. 6 is a fragmentary rear view thereof shown with portions of the band cut away to fully disclose the rear of the watch case.

The broken lines shown in FIGS. 1, 2 and 6 are for illustrative purposes only and form no part of the claimed design.

1 Claim, 6 Drawing Sheets






FIG. 1



FIG.2

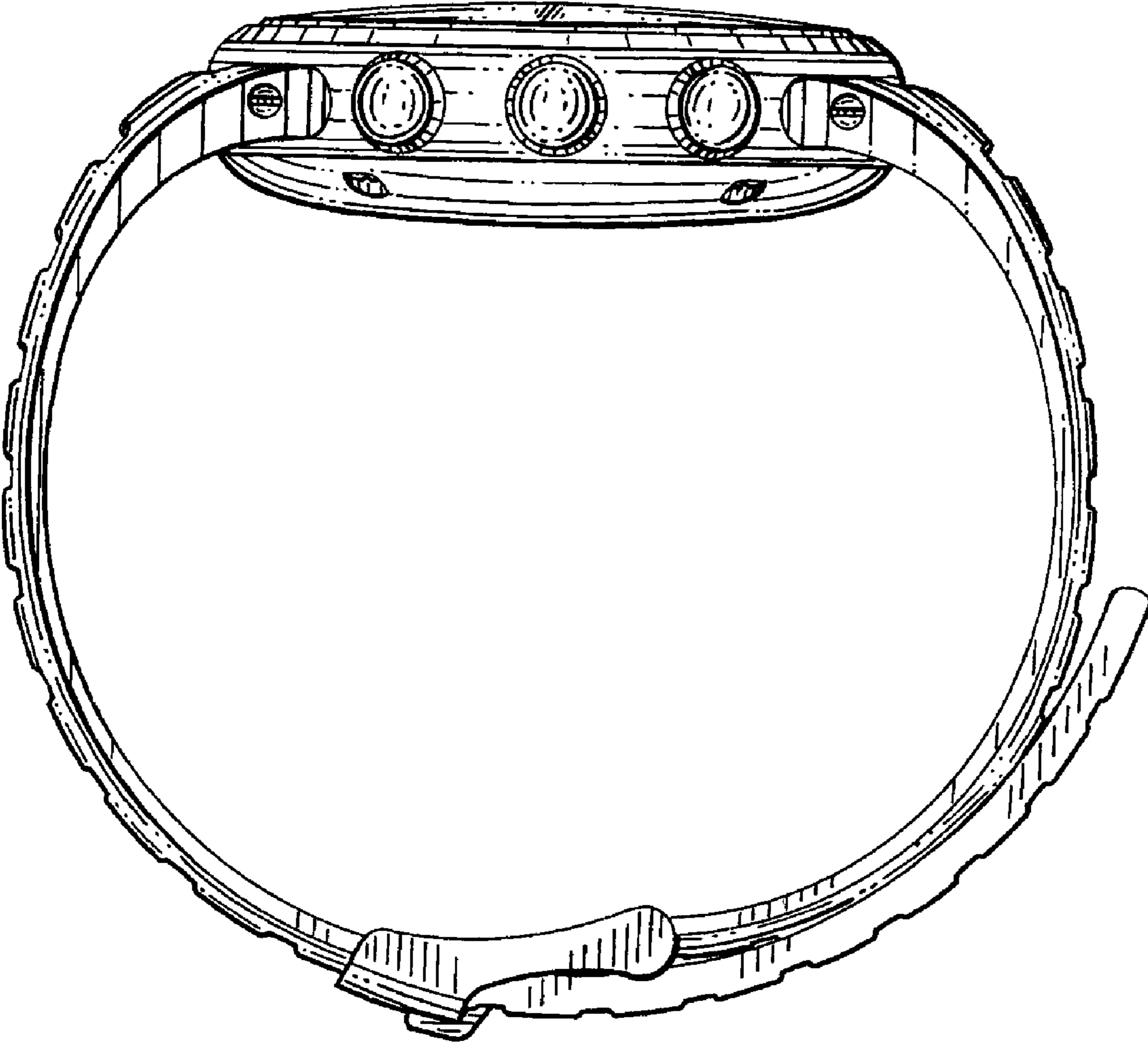


FIG.3

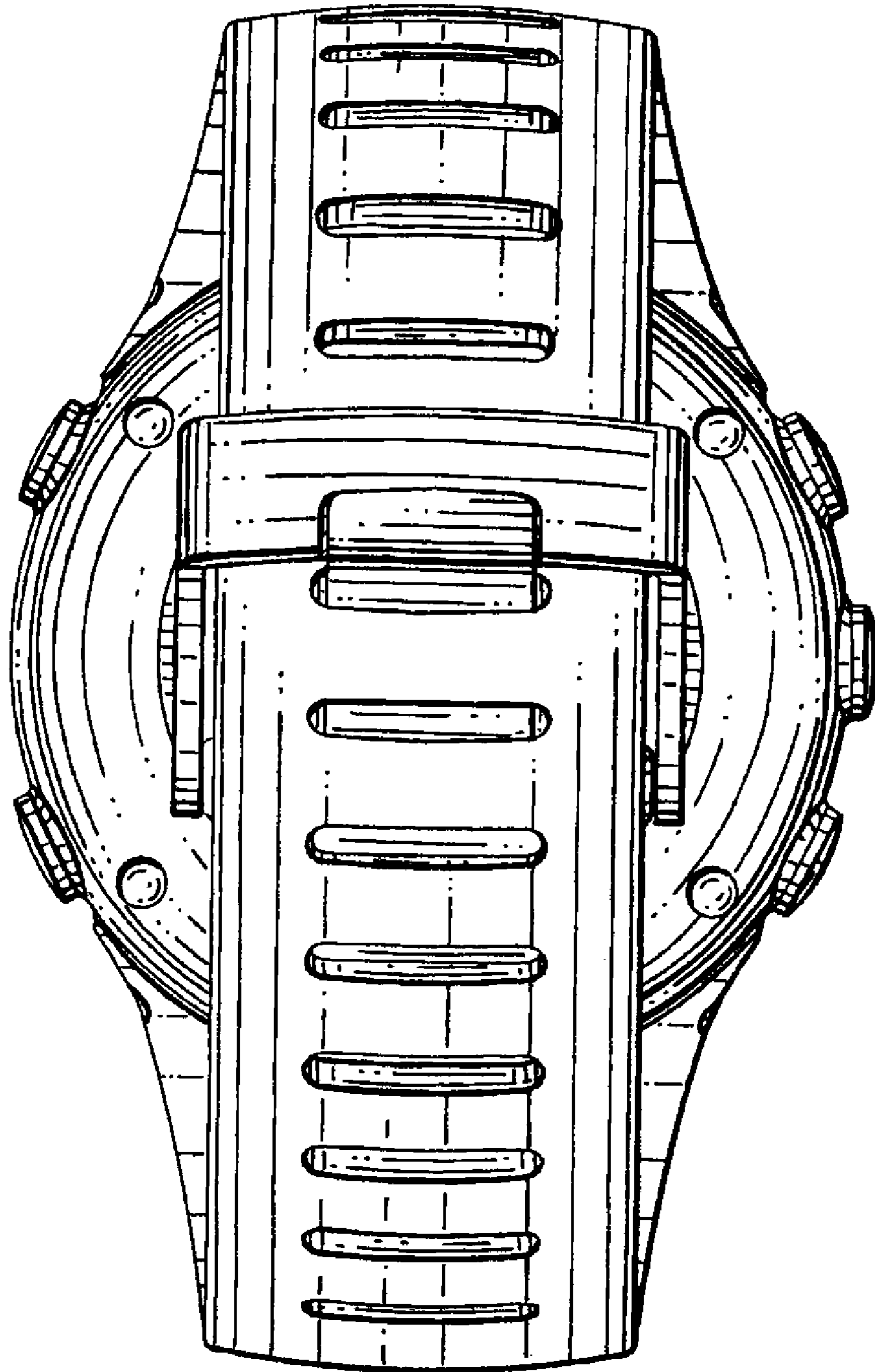


FIG.4

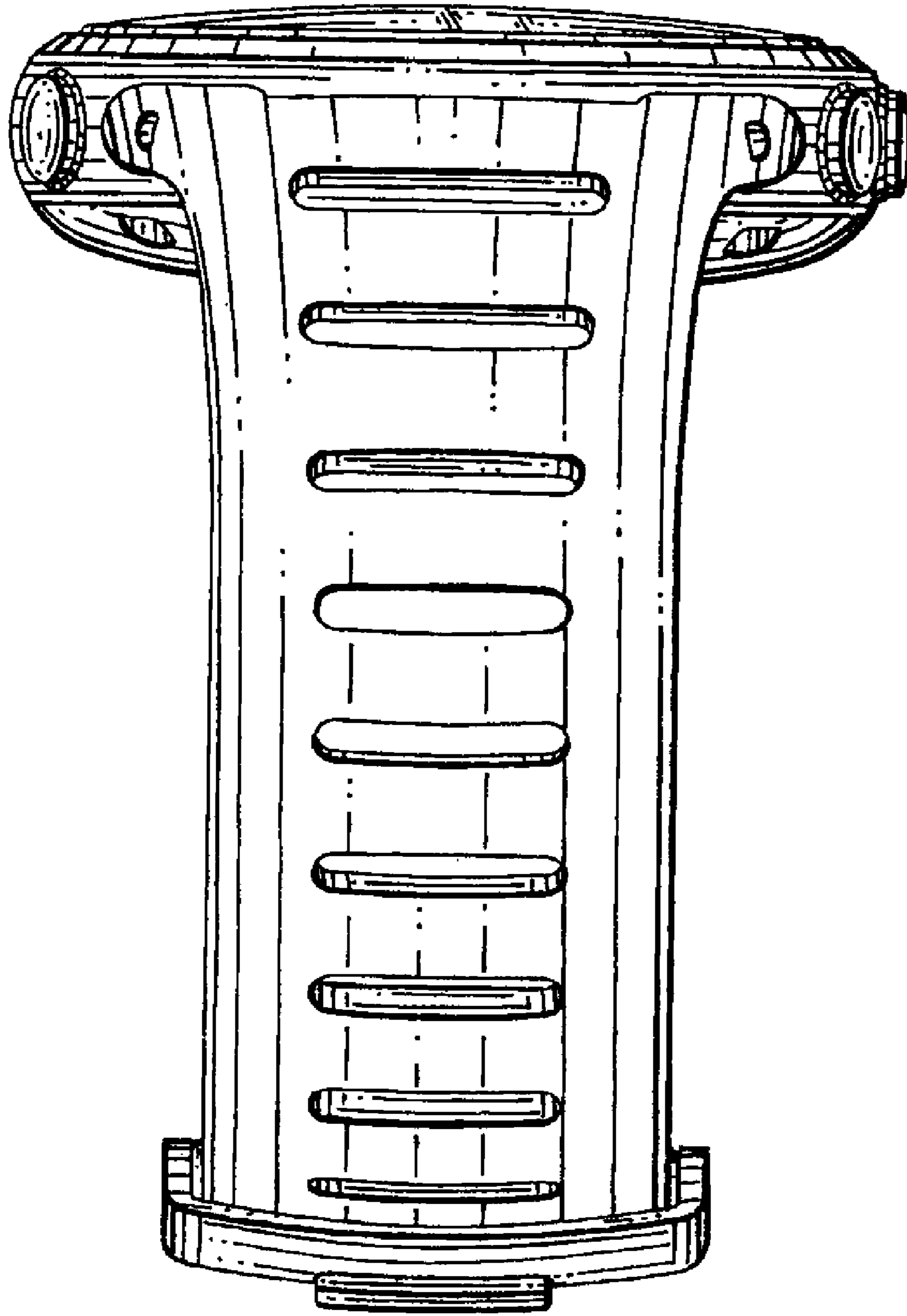


FIG.5

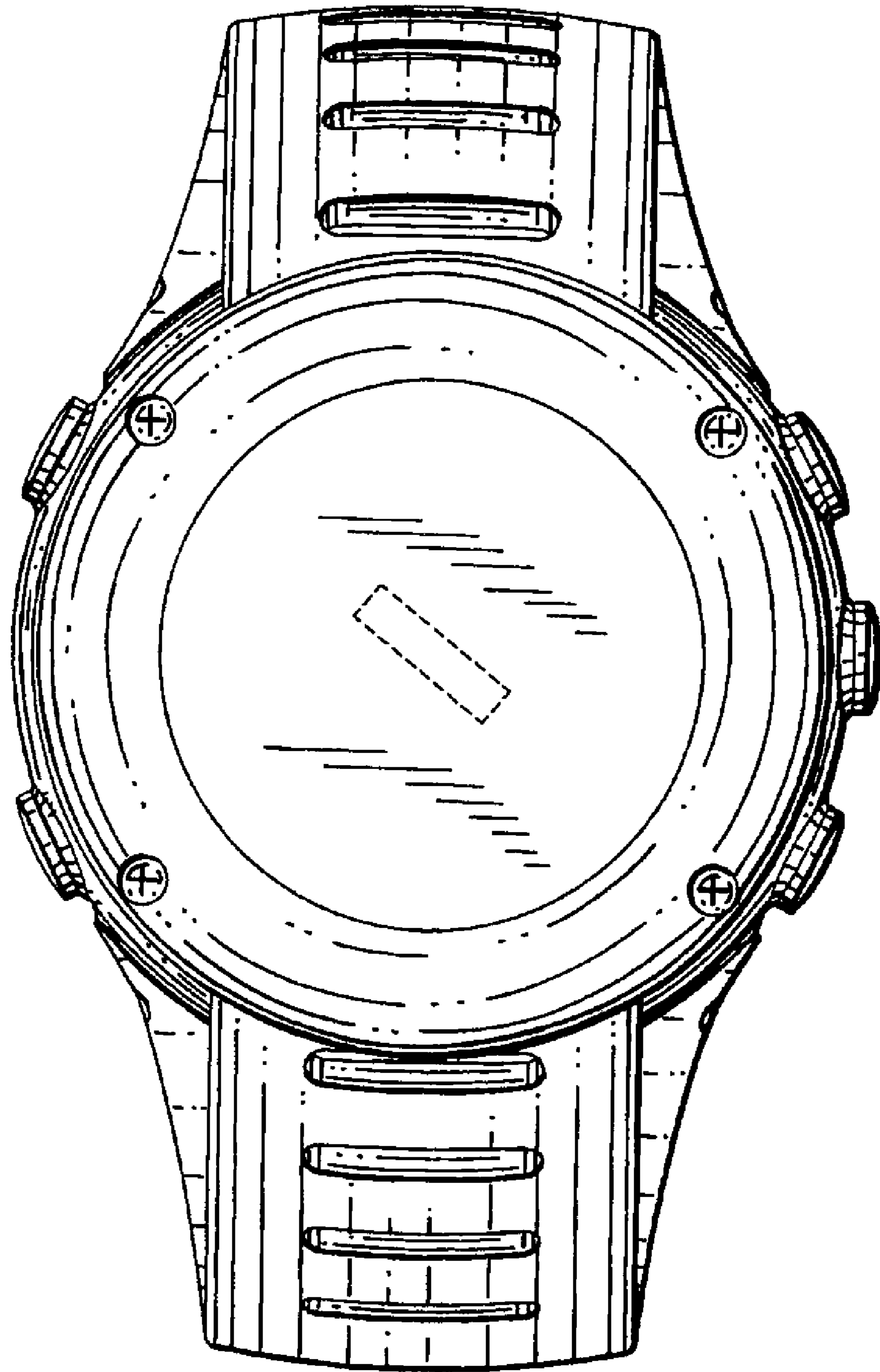


FIG. 6