

US00D594761S

(12) **United States Design Patent**
Lusker

(10) **Patent No.:** **US D594,761 S**

(45) **Date of Patent:** **** Jun. 23, 2009**

(54) **SET OF TWO CONTAINERS**

(76) **Inventor:** **Ronald Lusker**, 85 Mercer St., New York, NY (US) 10012

(**) **Term:** **14 Years**

(21) **Appl. No.:** **29/330,851**

(22) **Filed:** **Jan. 15, 2009**

D449,786 S *	10/2001	Lusker	D9/739
D453,113 S *	1/2002	Feen et al.	D9/561
D489,271 S *	5/2004	Soomar	D9/561
D506,933 S *	7/2005	Kearney	D9/743
D539,167 S *	3/2007	Garrett	D9/743
D541,175 S *	4/2007	Burns et al.	D9/743
D556,057 S *	11/2007	Bowers et al.	D9/743
D556,058 S *	11/2007	Bowers et al.	D9/743
D558,604 S *	1/2008	Dohm et al.	D9/743
D558,605 S *	1/2008	Bowers et al.	D9/743

* cited by examiner

Related U.S. Application Data

(62) Division of application No. 29/226,827, filed on Apr. 1, 2005, now Pat. No. Des. 586,235.

(51) **LOC (9) Cl.** **09-01**

(52) **U.S. Cl.** **D9/741; D9/737; D9/738**

(58) **Field of Classification Search** D9/737, D9/738, 739, 741, 743, 747, 516, 522, 523, D9/524, 526, 529, 544, 546, 559, 560, 561, D9/562, 572, 575, 434, 435; 215/381-385

See application file for complete search history.

(56) **References Cited**

U.S. PATENT DOCUMENTS

D35,322 S *	11/1901	Roth	D9/575
D86,460 S *	3/1932	Keating	D9/522
D91,742 S *	3/1934	Tarr	D9/739
D280,599 S *	9/1985	Green	D9/741
D281,824 S *	12/1985	Field	D28/76
D333,263 S *	2/1993	Markuzov	D9/741
D404,302 S *	1/1999	Martin	D9/743
D415,023 S *	10/1999	Snyder	D9/747
D439,156 S *	3/2001	Hall et al.	D9/743

Primary Examiner—Stella M Reid

Assistant Examiner—Elizabeth J Oswecki

(74) *Attorney, Agent, or Firm*—Locke Lord Bissell & Liddell LLP

(57) **CLAIM**

I claim the ornamental design for a set of two containers, as shown and described.

DESCRIPTION

FIG. 1 is a side elevation view of a set of two containers showing my new design;

FIG. 2 is a perspective view thereof; and,

FIG. 3 is a top plan view thereof.

The broken line showing of the top portions of the containers in the designs illustrated in FIGS. 1-3 are for illustrative purposes only and form no part of the claimed design.

All surfaces of the set of two containers that are not shown in these figures form no part of the claimed design.

1 Claim, 2 Drawing Sheets



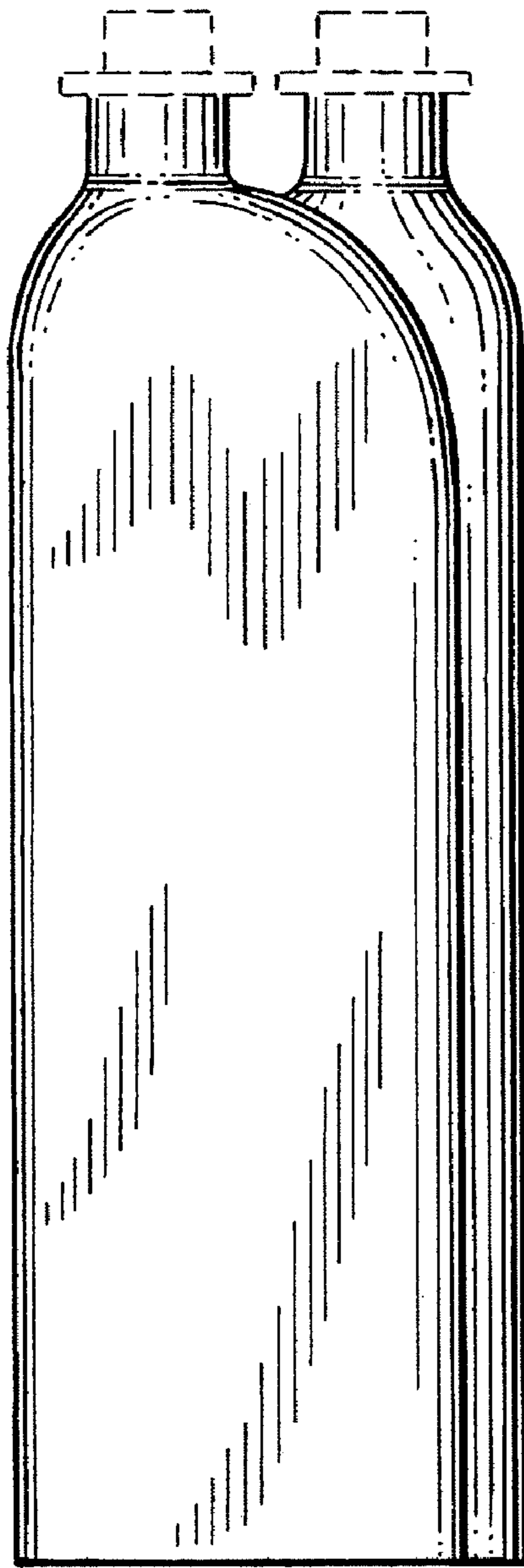


FIG. 1

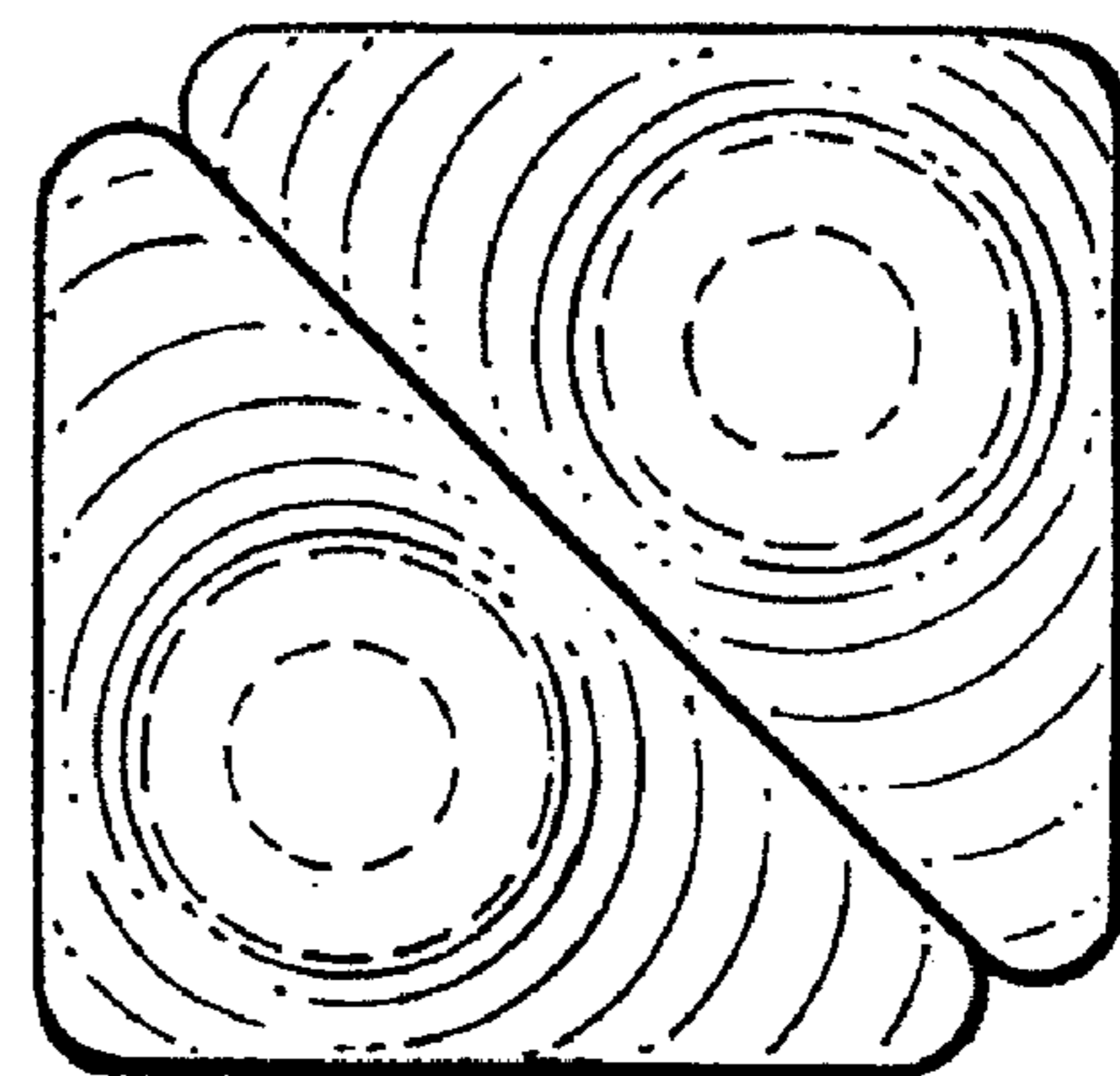


FIG. 3

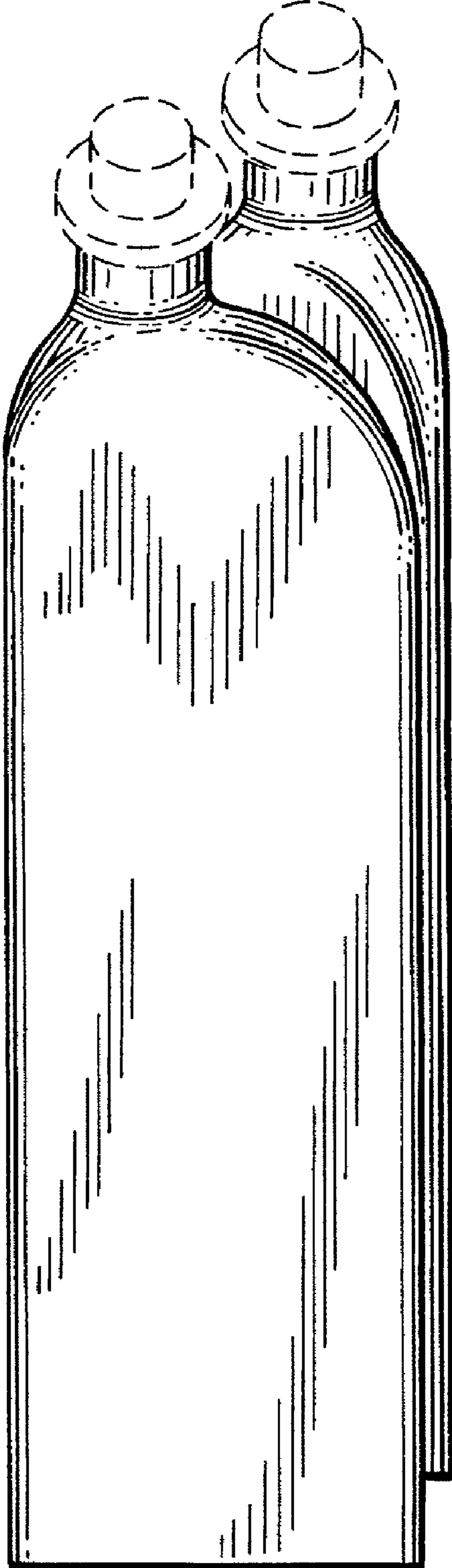


FIG.2