



US00D594759S

(12) **United States Design Patent**
Lusker

(10) **Patent No.:** **US D594,759 S**
(45) **Date of Patent:** **** Jun. 23, 2009**

(54) **SET OF CONTAINERS**

(76) Inventor: **Ronald Lusker**, 85 Mercer St., New York, NY (US) 10012

(**) Term: **14 Years**

(21) Appl. No.: **29/330,322**

(22) Filed: **Jan. 5, 2009**

Related U.S. Application Data

(62) Division of application No. 29/226,827, filed on Apr. 1, 2005, now Pat. No. Des. 586,235.

(51) **LOC (9) Cl.** **09-01**

(52) **U.S. Cl.** **D9/741; D9/737; D9/738**

(58) **Field of Classification Search** D9/434,
D9/435, 516, 522, 523, 524, 526, 529, 544,
D9/546, 559, 560, 561, 562, 572, 575, 737,
D9/738, 739, 741, 743, 747; 215/6, 10, 381-385
See application file for complete search history.

(56) **References Cited**

U.S. PATENT DOCUMENTS

D35,322 S *	11/1901	Roth	D9/575
1,459,257 A *	6/1923	Reger	220/524
D91,742 S *	3/1934	Tarr	D9/739
4,165,812 A *	8/1979	Jennison	215/10
D280,599 S *	9/1985	Green	D9/741
D281,824 S *	12/1985	Field	D28/76
D302,656 S *	8/1989	Green	D9/741
D333,263 S *	2/1993	Markuzov	D9/741
D404,302 S *	1/1999	Martin	D9/743
D414,104 S *	9/1999	Klauke et al.	D9/695
D415,023 S *	10/1999	Snyder	D9/747

D439,156 S *	3/2001	Hall et al.	D9/743
D446,726 S *	8/2001	Hall et al.	D9/522
D449,786 S *	10/2001	Lusker	D9/739
D453,113 S *	1/2002	Feen et al.	D6/561
D506,391 S *	6/2005	Busch et al.	D9/522
D506,933 S *	7/2005	Kearney	D9/743
D539,167 S *	3/2007	Garrett	D9/743
D541,175 S *	4/2007	Burns et al.	D9/743
D558,057 S *	12/2007	De Baschmakoff	D9/561

* cited by examiner

Primary Examiner—Stella M Reid

Assistant Examiner—Elizabeth J Oswecki

(74) *Attorney, Agent, or Firm*—Locke Lord Bissell & Liddell LLP

(57) **CLAIM**

I claim the ornamental design for a set of containers, as shown and described.

DESCRIPTION

FIG. 1 is a top plan view of a set of containers showing my new design;

FIG. 2 is a front elevation view thereof, the left side elevation view being a mirror image thereof;



FIG. 3 is a right side elevation view thereof, the back elevation view being a mirror image thereof;

FIG. 4 is a top and left side perspective view thereof; and,

FIG. 5 is a top, back and right side perspective view thereof.

All surfaces of the set of containers that are not shown in these figures form no part of the claimed design.

1 Claim, 2 Drawing Sheets






FIG. 1




FIG. 2




FIG. 3




FIG. 4

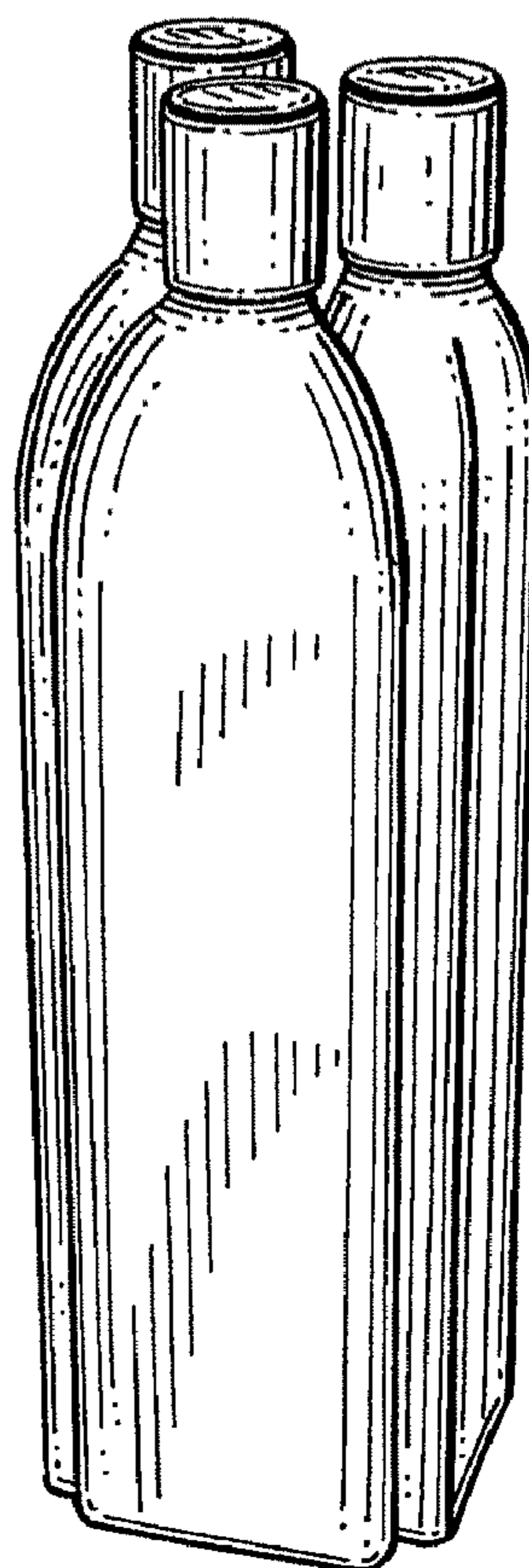


FIG. 5