

US00D594758S

(12) **United States Design Patent**  
**Lusker**

(10) **Patent No.:** **US D594,758 S**  
(45) **Date of Patent:** **\*\* Jun. 23, 2009**

(54) **SET OF CONTAINERS**

(76) **Inventor:** **Ronald Lusker**, 85 Mercer St., New York, NY (US) 10012

(\*\*) **Term:** **14 Years**

(21) **Appl. No.:** **29/330,319**

(22) **Filed:** **Jan. 5, 2009**

**Related U.S. Application Data**

(62) Division of application No. 29/226,827, filed on Apr. 1, 2005, now Pat. No. Des. 586,235.

(51) **LOC (9) Cl.** ..... **09-01**

(52) **U.S. Cl.** ..... **D9/741; D9/737; D9/738**

(58) **Field of Classification Search** ..... D9/434, D9/435, 516, 522, 523, 524, 526, 529, 544, D9/546, 559, 560, 561, 562, 572, 575, 737, D9/738, 739, 741, 743, 747; 215/6, 10, 381-385  
See application file for complete search history.

(56) **References Cited**

**U.S. PATENT DOCUMENTS**

59,333	A	*	10/1866	Bullard	.....	215/10
D47,640	S	*	7/1915	Carver	.....	D9/522
D91,742	S	*	3/1934	Tarr	.....	D9/739
D210,444	S	*	3/1968	Sancho	.....	D9/523
D281,824	S	*	12/1985	Field	.....	D28/76
D333,263	S	*	2/1993	Markuzov	.....	D9/741
D367,005	S	*	2/1996	Warrilow	.....	D9/741
D404,302	S	*	1/1999	Martin	.....	D9/743
D415,023	S	*	10/1999	Snyder	.....	D9/747
D439,519	S	*	3/2001	Ruble et al.	.....	D9/523

D449,786	S	*	10/2001	Lusker	.....	D9/739
D454,308	S	*	3/2002	Scheida	.....	D9/523
D486,396	S	*	2/2004	Stinedurf	.....	D9/523
D506,391	S	*	6/2005	Busch et al.	.....	D9/522
D506,933	S	*	7/2005	Kearney	.....	D9/743
D511,104	S	*	11/2005	Akopyan	.....	D9/739
D512,329	S	*	12/2005	Akopyan	.....	D9/739
D558,604	S	*	1/2008	Dohm et al.	.....	D9/743

\* cited by examiner

*Primary Examiner*—Stella M Reid

*Assistant Examiner*—Elizabeth J Oswecki

(74) *Attorney, Agent, or Firm*—Locke Lord Bissell & Liddell LLP

(57) **CLAIM**

I claim the ornamental design for a set of containers, as shown and described.

**DESCRIPTION**

FIG. 1 is a top plan view of a set of containers showing my new design;

FIG. 2 is a front elevation view thereof, the left side elevation view being a mirror image thereof;

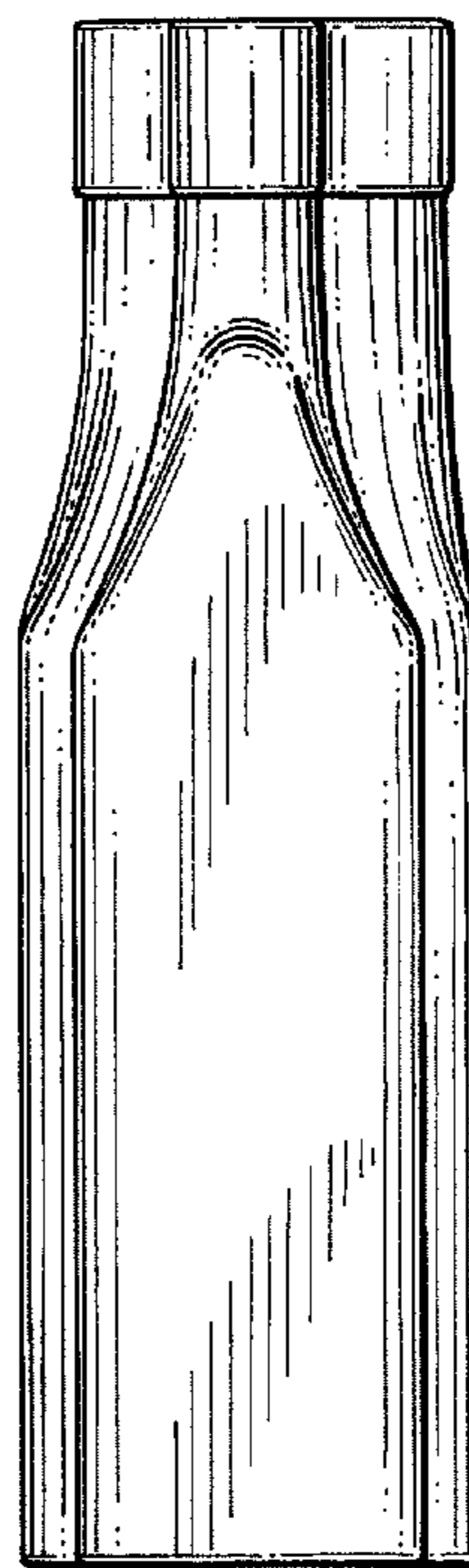
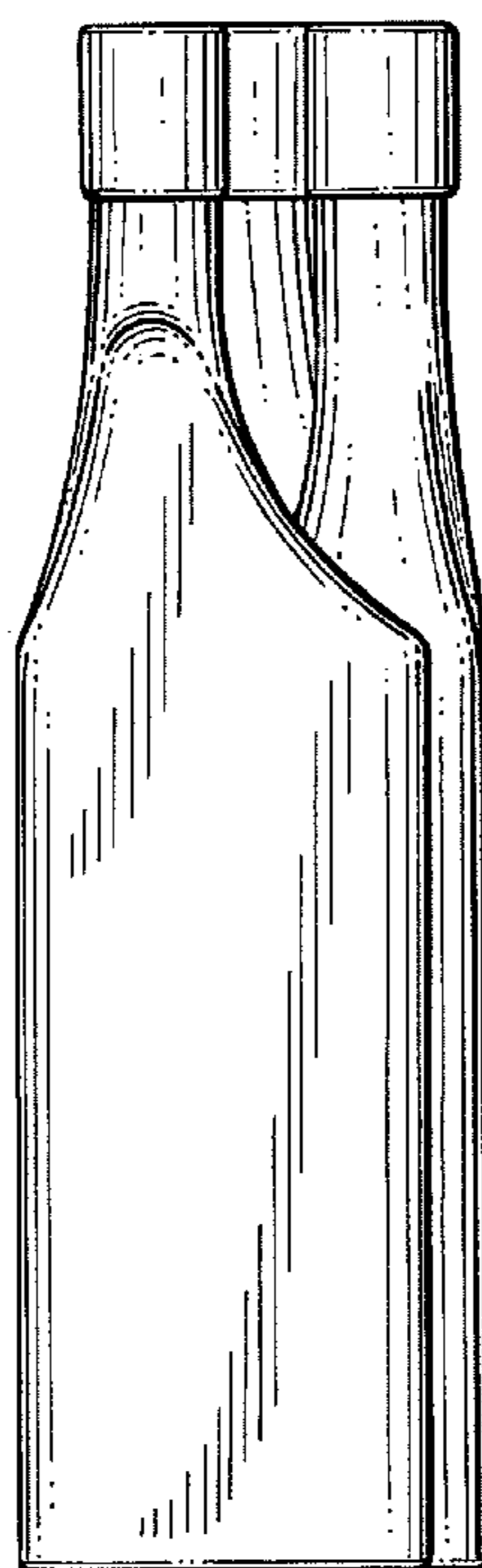
FIG. 3 is a right side elevation view thereof, the back elevation view being a mirror image thereof;

FIG. 4 is a top, front and left side perspective view thereof; and,

FIG. 5 is a top and right side perspective view thereof.

All surfaces of the set of containers that are not shown in these figures form no part of the claimed design.

**1 Claim, 2 Drawing Sheets**






FIG. 1

FIG. 2

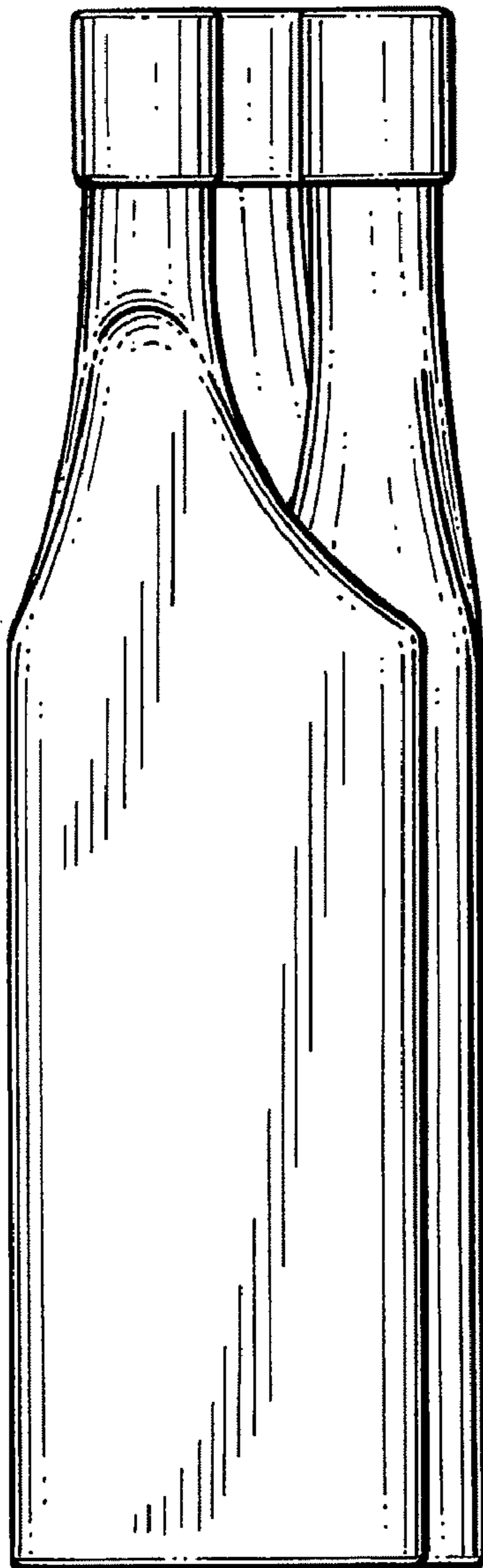



FIG. 3



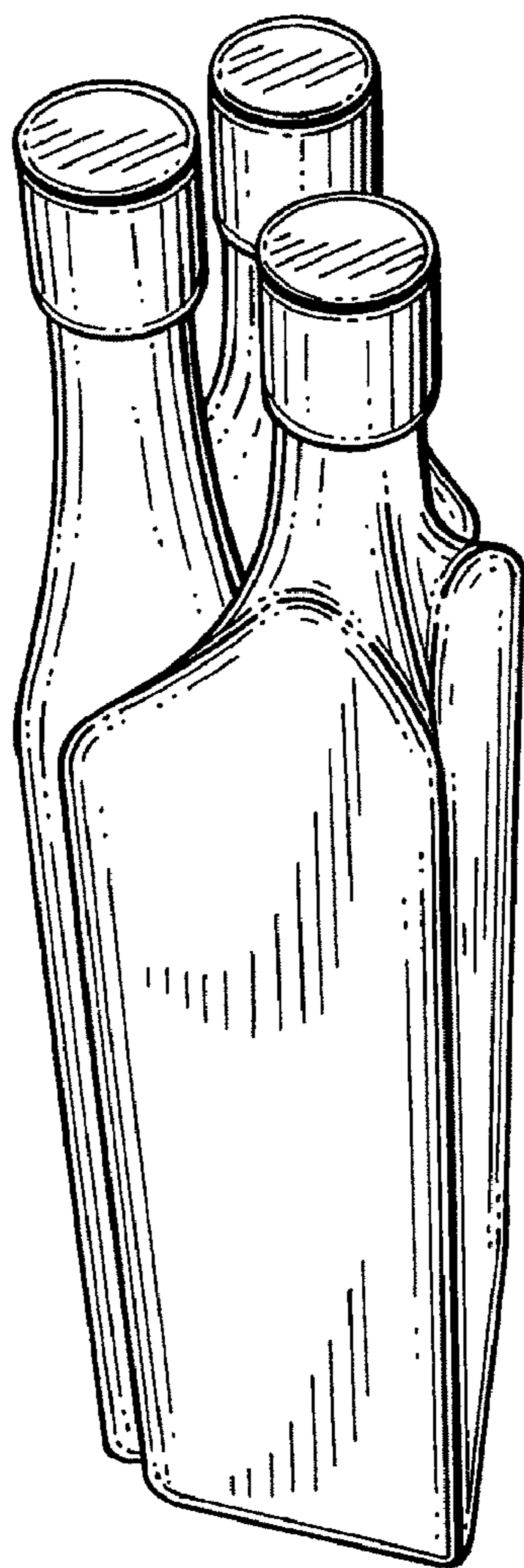


FIG. 4

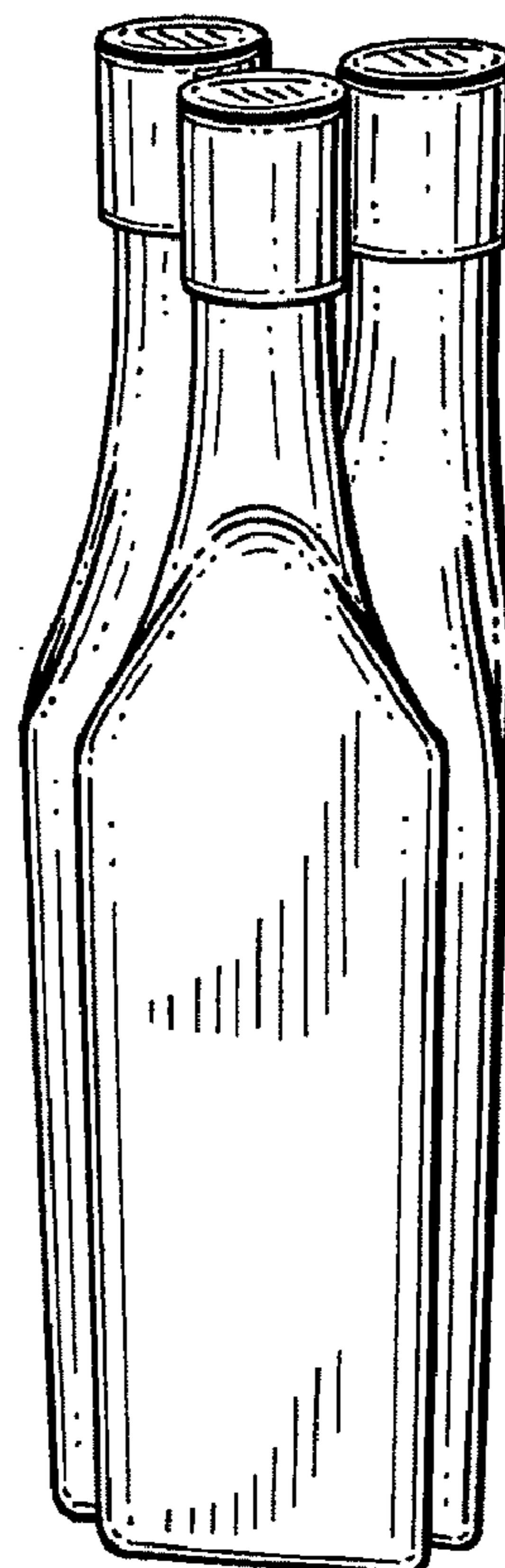


FIG. 5