



US00D594756S

(12) **United States Design Patent**  
**Lusker**

(10) **Patent No.:** **US D594,756 S**  
(45) **Date of Patent:** **\*\* Jun. 23, 2009**

(54) **SET OF CONTAINERS**

(76) **Inventor:** **Ronald Lusker**, 85 Mercer St., New York, NY (US) 10012

(\*\*) **Term:** **14 Years**

(21) **Appl. No.:** **29/330,315**

(22) **Filed:** **Jan. 5, 2009**

**Related U.S. Application Data**

(62) Division of application No. 29/226,827, filed on Apr. 1, 2005, now Pat. No. Des. 586,235.

(51) **LOC (9) Cl.** ..... **09-01**

(52) **U.S. Cl.** ..... **D9/741; D9/737; D9/738**

(58) **Field of Classification Search** ..... D9/434, D9/435, 516, 522, 523, 524, 526, 529, 544, D9/546, 559, 560, 561, 562, 572, 575, 737, D9/738, 739, 741, 743, 747; 215/381-385

See application file for complete search history.

(56) **References Cited**

**U.S. PATENT DOCUMENTS**

D35,322 S *	11/1901	Roth	.....	D9/575
D91,742 S *	3/1934	Tarr	.....	D9/739
D210,885 S *	4/1968	Skoluiik	.....	D13/108
D224,992 S *	10/1972	Van der Vaken	.....	D2/899
4,196,808 A *	4/1980	Pardo	.....	206/432
D275,267 S *	8/1984	Gautier	.....	D9/560
D280,599 S *	9/1985	Green	.....	D9/741
D281,824 S *	12/1985	Field	.....	D28/76
D285,535 S *	9/1986	Buchholz et al.	.....	D9/522
D324,995 S *	3/1992	Yan	.....	D9/743
D373,606 S *	9/1996	Knudsen	.....	D21/503

D414,023 S *	9/1999	Cretinon et al.	.....	D2/957
D439,156 S *	3/2001	Hall et al.	.....	D9/743
D449,786 S *	10/2001	Lusker	.....	D9/739
D453,113 S *	1/2002	Feen et al.	.....	D9/561
D478,819 S *	8/2003	Pfaeffli et al.	.....	D9/559
D489,271 S *	5/2004	Soomar	.....	D9/561
D506,933 S *	7/2005	Kearney	.....	D9/743
D582,292 S *	12/2008	Short et al.	.....	D9/561
D586,235 S *	2/2009	Lusker	.....	D9/738

\* cited by examiner

*Primary Examiner*—Stella M Reid

*Assistant Examiner*—Elizabeth J Oswecki

(74) *Attorney, Agent, or Firm*—Locke Lord Bissell & Liddell LLP

(57) **CLAIM**

I claim the ornamental design for a set of containers, as shown and described.

**DESCRIPTION**

FIG. 1 is a top plan view of a set of containers showing my new design;

FIG. 2 is a front elevation view thereof, the left side elevation being a mirror image thereof;

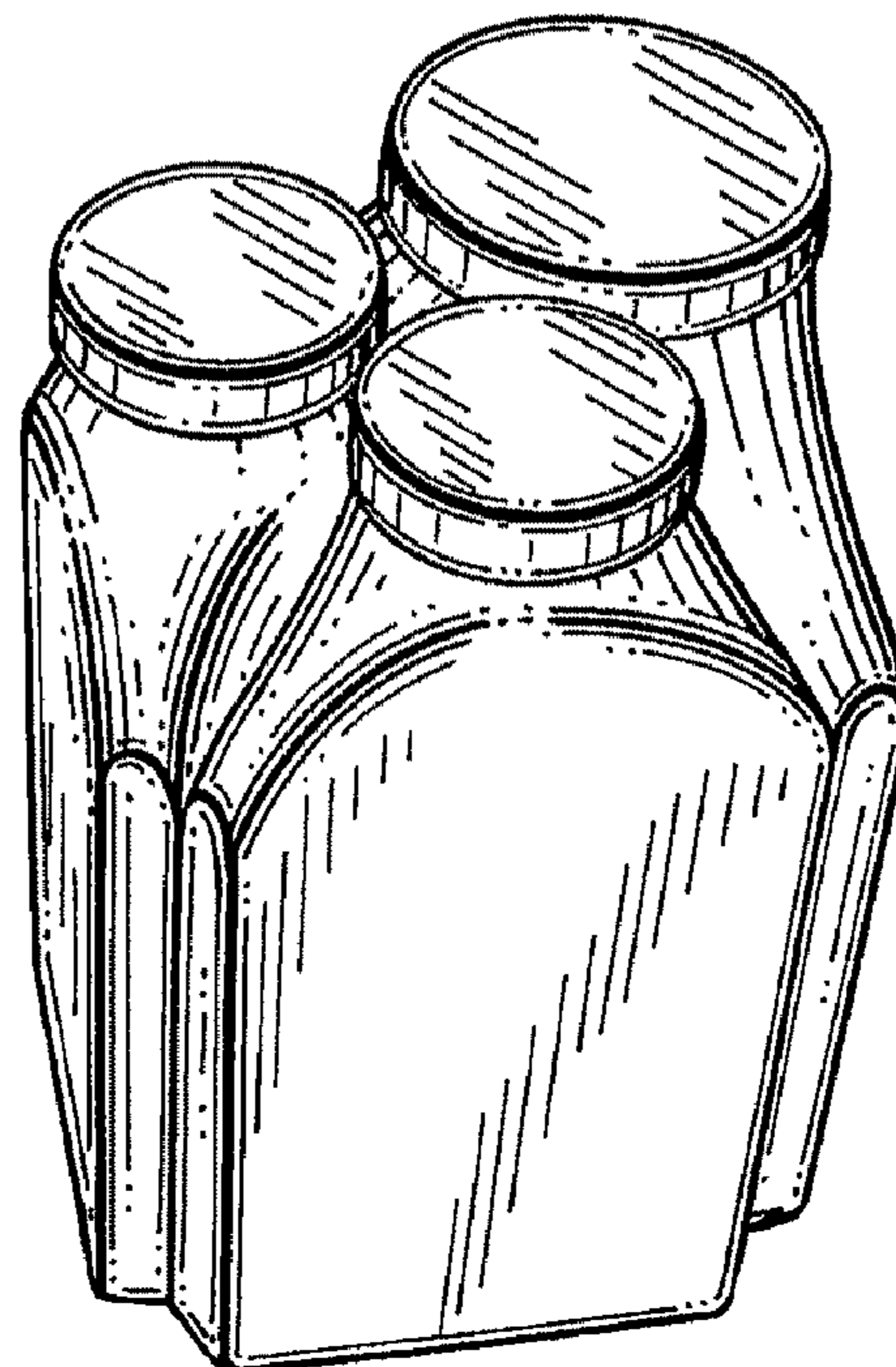

FIG. 3 is a right side elevation view thereof, the back elevation view being a mirror image thereof;

FIG. 4 is a top, front and right side perspective view thereof; and,

FIG. 5 is a top, back and right side perspective view thereof.

All surfaces of the set of containers that are not shown in these figures form no part of the claimed design.

**1 Claim, 2 Drawing Sheets**



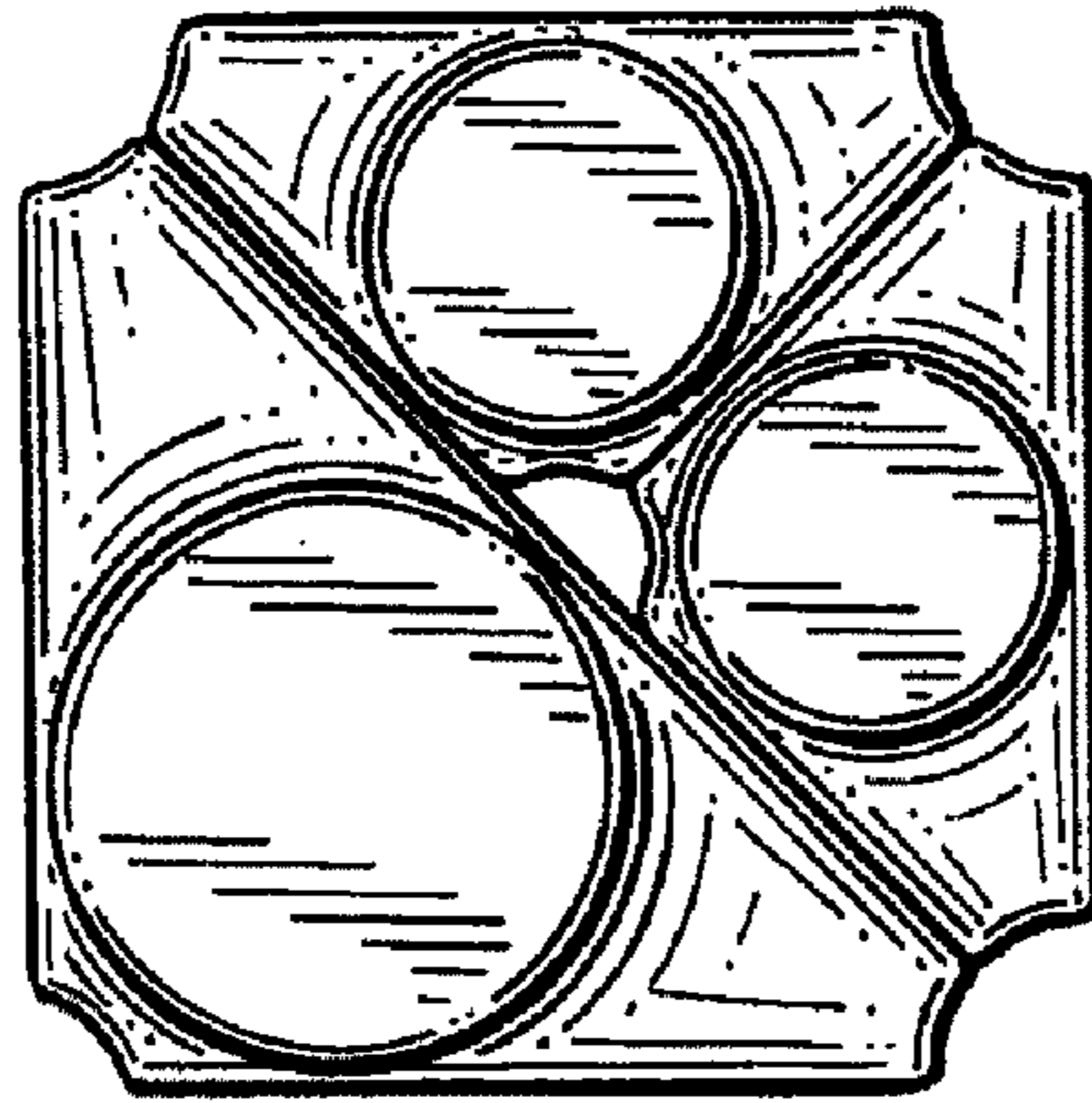


FIG. 1




FIG. 2


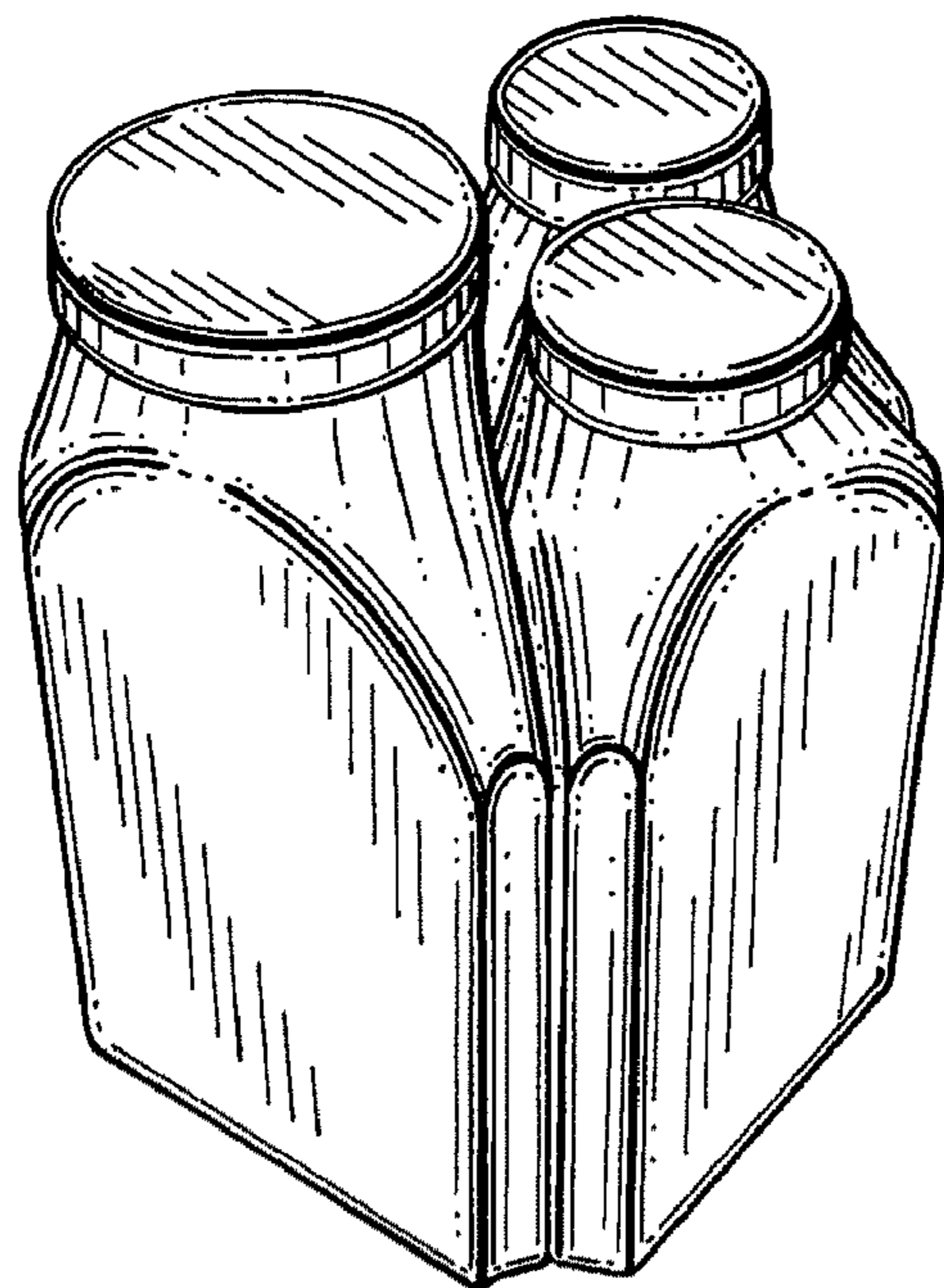
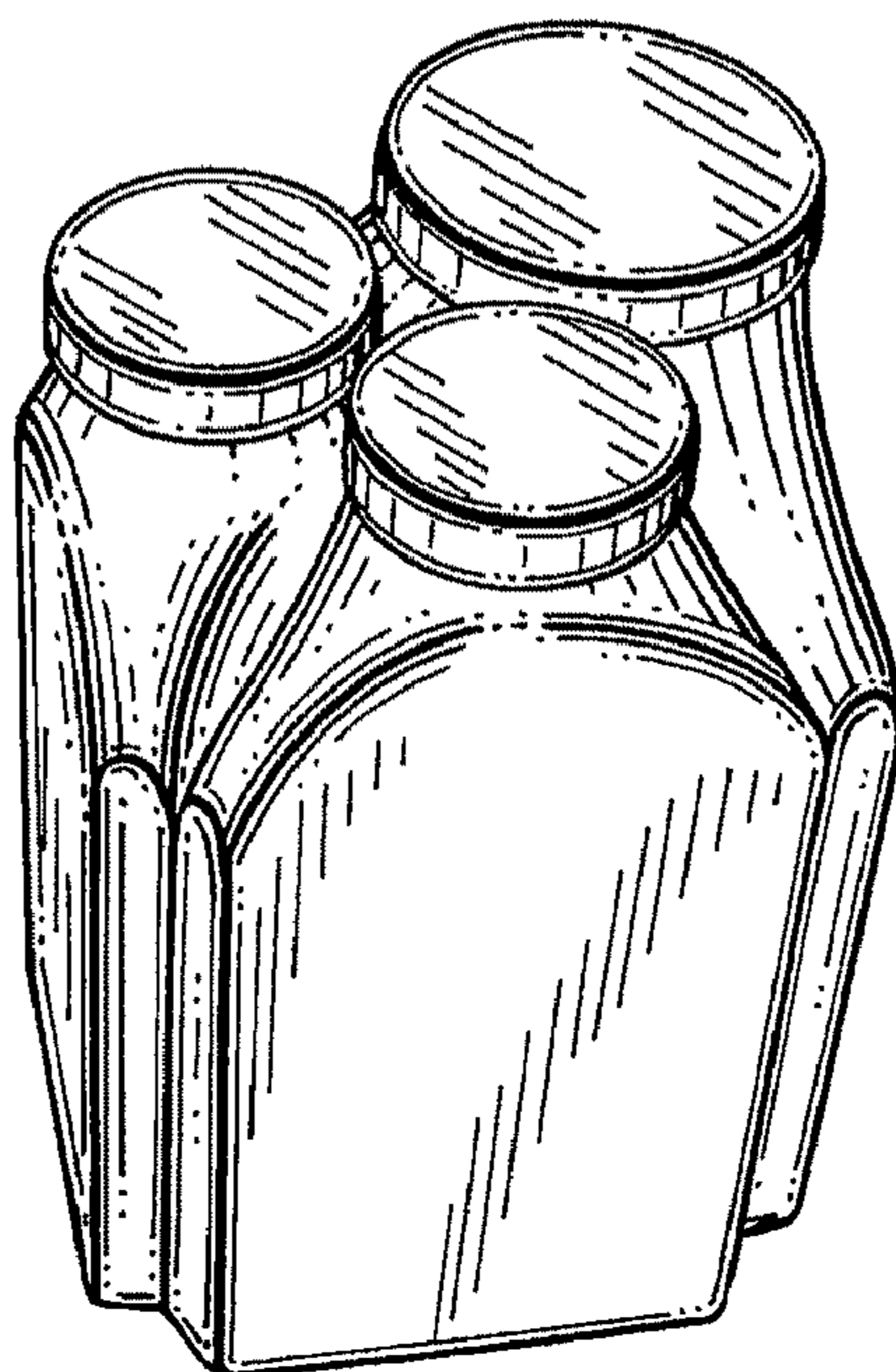


FIG. 3



**FIG. 4**



**FIG. 5**